

CREW CAPTAIN & TEAM MANAGER MEETING



Thursday 31 August

Introduction

Annamarie Phelps (European Rowing President)



Vice-President: Patrick Rombaut

Board Members: Eva Szanto

Asuncion Loriente

Neville Tanzer

Dušan Macháček

Algirdas Raslanas



Key Regatta Roles – European Rowing

Technical Delegate

President of the Jury

Event Safeguarding Officer

Umpiring Commission

Katharina von Kodolitsch

Jérôme Mouly

Asunción Loriente Perez

Gabrielle Isenshmid Weber

Morten Juel Hansen

Luca Zacchigna



Key Regatta Roles – Organising Committee

- President – Michel Coulomb
- Vice President – Marion Pestourie
- Vice President – Delphine Grison
- Secretary – Bruno Mondesert
- Treasurer – Jean-Paul Falaise
- French Rowing Federation Coordinator – Yvonig Foucaud
- OC Safeguarding Officer – Helene Gignoux
- Safety Officer - Olivier Giraud
- Head of NTOs – Laurent Garnier

ENDURANCE RACES



IMPORTANT

PLEASE ENCOURAGE EVERYONE TO JOIN TM WHATS APP GROUP - ALL INFO PUBLISHED THERE

Crew Captains responsibility – read the rules

Progression System – as World Rowing rules, published on WhatsApp group and website

Draw – random selection to heats to computer

Start Lists – WhatsApp group and website published after the draw

Times of races – may change due to weather etc, but general schedule remains fixed: keep checking WhatsApp

Regulations – Boat & Cox weighing scales on beach; random testing (Coastal Endurance)



SAFETY - Hazards

In case of sudden adverse conditions Safety Marshall's will direct crews

No drones may be used in this area

Be careful marshalling before the start – priority for crews racing.



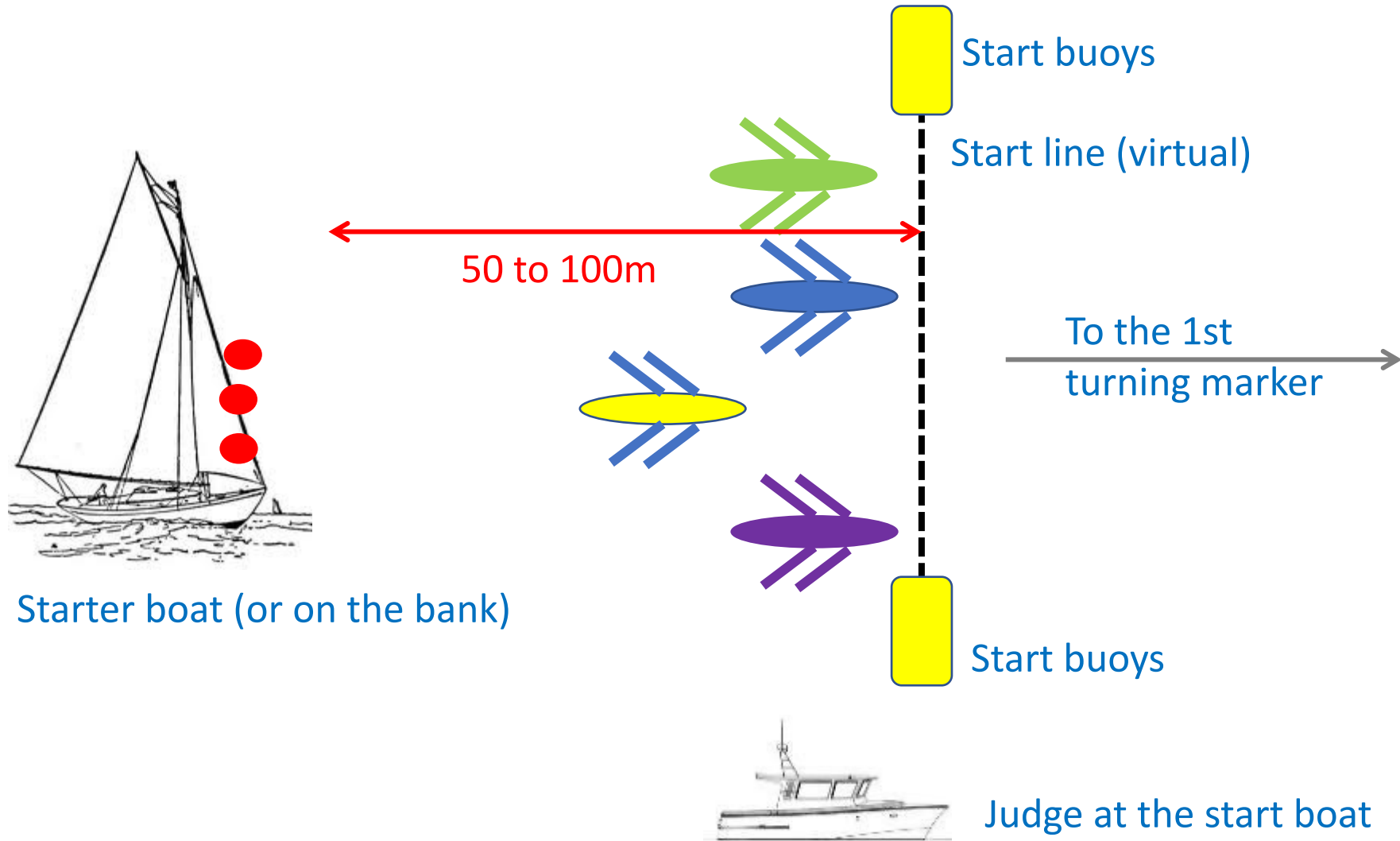
BOAT NUMBER/CREW ID

The numbers on the boat are not used for timing and results

It is important that your crew ID is clearly displayed and that your boat tobler.one is attached



Start



Start team

Starter and starter team

- Start procedure lasts 3 minutes: The Starter starts the race at the exact time of the racing schedule and is not allowed to anticipate the start.
- The start procedure is in 4 phases:
 - 3 minutes before the start
 - 2 minutes before the start
 - 1 minutes before the start
 - START
- Ex: If the C1WX is starting at 10:00 on the program, the start procedure will begin at 09:57.

Start team

Starter and starter team **Start procedure**

3 minutes before the start:

- Starter team hoist the 3 balls – The 3 minutes start when first ball start to move
- 3 small blasts with hooter

2 minutes before the start

- Starter team drop one ball
- 2 small blasts with hooter

1 minute before the start

- Starter team drop another ball
- 1 small blast with hooter

Start time

- Starter team drop the last ball
- 1 long blast with hooter

Start installation will be on the boat on the water

Start procedure in pictures



3 Minutes



1 Minute

Start team

Rowers and boats at the start



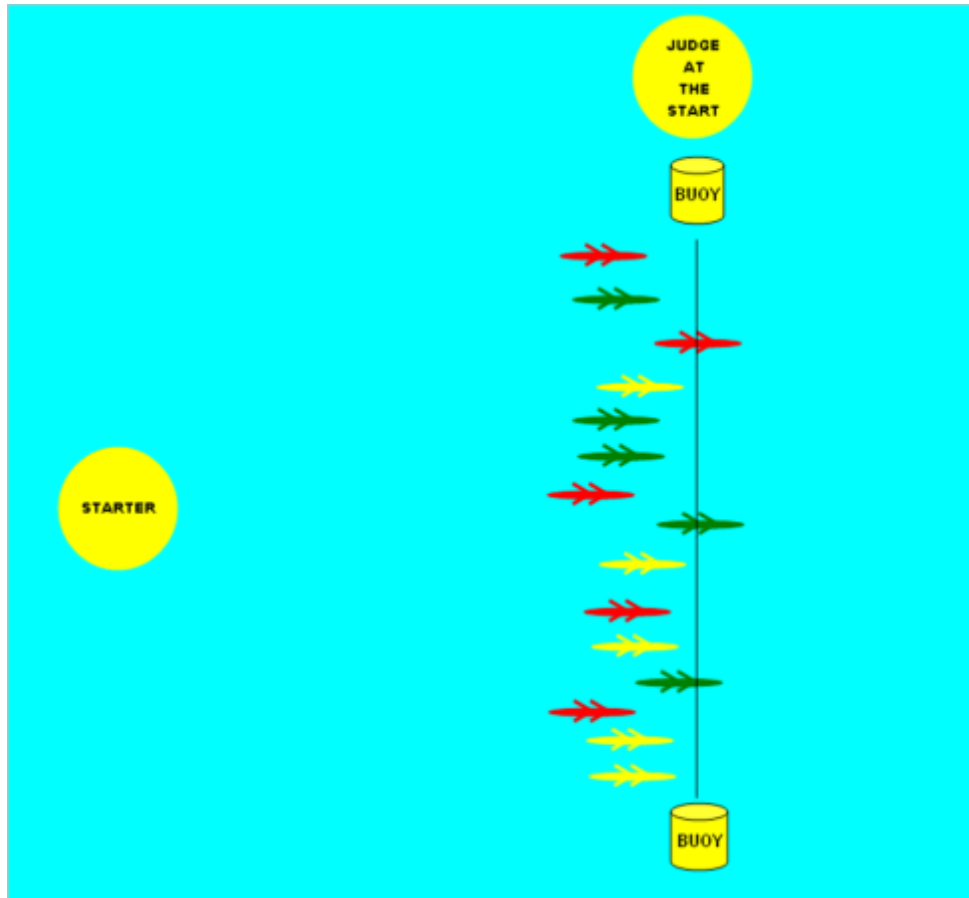
Rowers can position their boats where they want. However, they must stay behind the start line.

Judge at the start **is not obliged** to instruct crews to go back behind the line.
(App R18 art. 24)

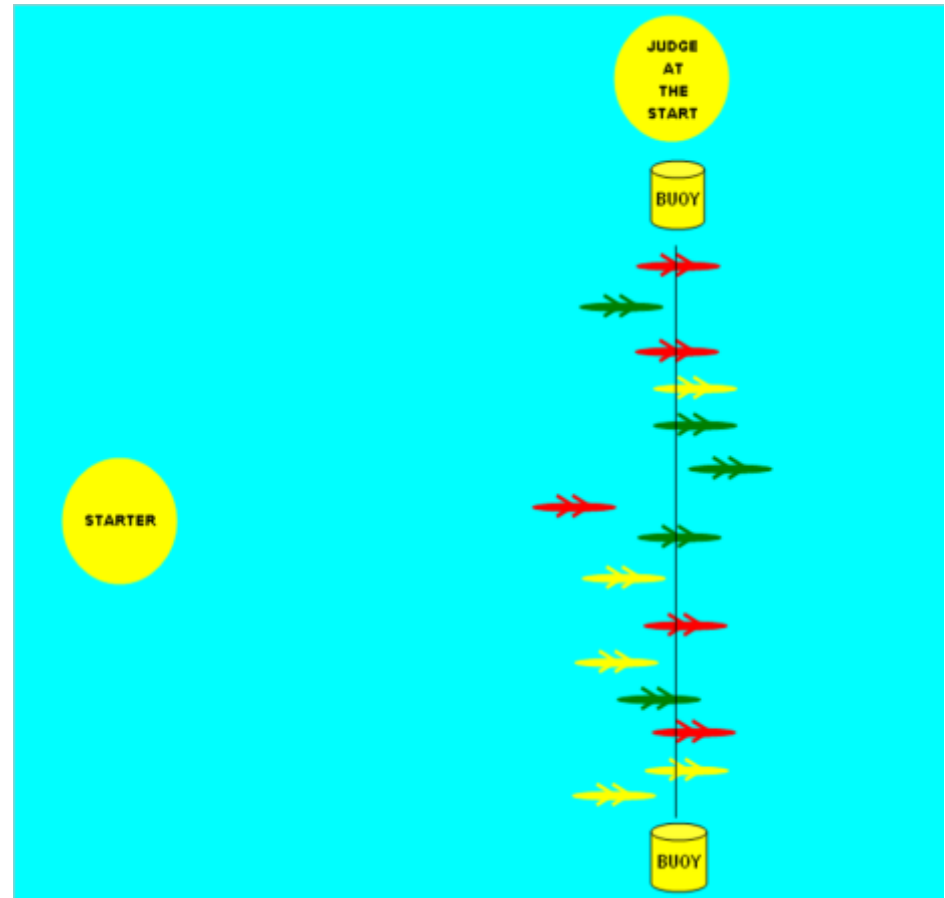
Start team

False start - general principle

Individual False Start



Multiple False Start



Start team

False start

(App R18 art. 25)

- A false start is committed when a boat crosses the start line before the start command is given
- Individual false start:
 - ➔ If the Judge at Start can clearly identify the crews who committed the false start. Judge at Start let the race continue and inform the Starter to raise 1 ball
Inform by radio the Penalty Umpire and Judge at the Finish of Crew ID(s) having a 2mn penalty
- Multiple false start
 - ➔ The Judge at Start cannot identify the crews committing the false start*
Judge at Start raises his/her red flag to the Starter to stop the race
Ensure that the Starter get information and that he/she begins the false start procedure with flag and repeated short blasts on the hooter.

*Exception: If the multiple false start is due to difficult weather conditions without creating unfair situation, Judge at Start may let the race continue. App R18 art.25)d)ii)





Start team

False start

➤ Procedure


- In case of multiple false start requiring stopping the race according to the decision of the Judge at the start
 - Starter is waving with the red flag
 - Starter team member is repeating as long as needed short blast with the hooter.

Mass false start	 Waving	Starter waving red flag	 <i>repeated</i>	Repeated short blasts of hooter
------------------	---	-------------------------	--	---------------------------------

- To help, Umpire on the water may relay information with megaphones and red flag
- As soon as all boats are in the vicinity of the start area, starter may start again the 3 minutes start procedure, in accordance with the president of the Jury for the new start time.
- There is no red card (exclusion) due to second offense

Penalty Box

- On the beach
- Indication by Penalty Box Umpire
- Control and release by Penalty Box Umpire



Important

- It is important to get your highest ranking in the Heats as possible.
- In the case of bad weather one of the options open to the Race Officials is to reduce the number of boats in the final.
- Please note that there is no spare/reserve day.








Important

- There may be doping control, cox & boat weighing.
- Please check everything in your hire boat before you race.
- Please do **NOT** throw water bottles into the sea!



4KM COURSE - HEATS



-  Start line (200m)
-  Finish Line on the beach
- Start line to B1 = 1370m
- B1 to B2 = 710m
- B2 to B3 = 1050m
- B3 to B4 = 450m
- B4 to Finish line = 420m
-  Access to warm-up
-  Warm-up buoys
-  Warm-up navigation direction

6KM COURSE - FINALS

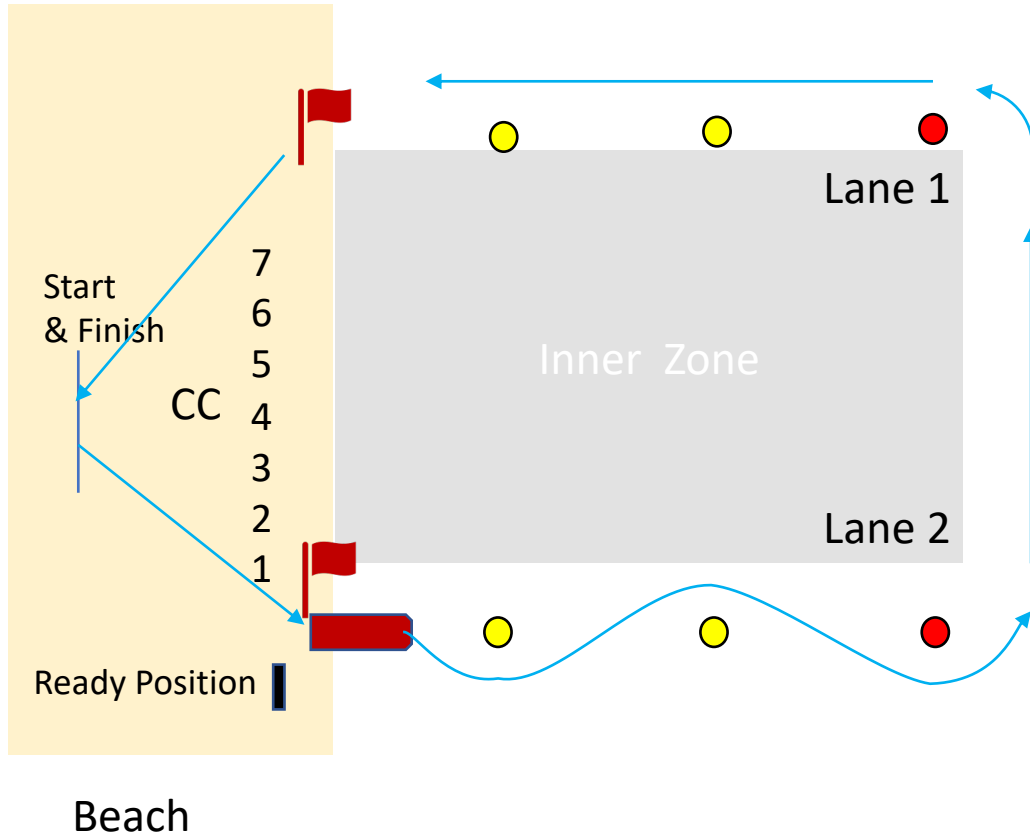


- Start line (200m)
- Start line to B1 = 1370m
- B1 to B2 = 520m
- B2 to B3 = 830m
- B3 to B4 = 820m
- B4 to B5 = 500m
- B5 to B6 = 1050m
- B6 to B7 = 440m
- B7 to Finish line = 470m
- Access to warm-up
- E1 & E2 = Warm-up buoys
- Warm-up navigation direction

BEACH SPRINTS



Processional Time Trial



THE COURSE

Run of 10-50m / Row of 560m / Run of 10-50m

1. One of the crew will run from the start line, to the boat on the water in Lane 2 and enter the boat.
2. The crew will race 250m out to the end buoy, passing outside the 1st buoy slalom inside the 2nd buoy.
3. At the end of Lane 2 (green), the crew will turn 90 degrees, passing outside the buoy, and row 60m to the Lane 1 end buoy and turn 90 degrees.
4. At the Lane 1 (red) end buoy, the crew will again turn 90 degrees toward the beach, passing outside the buoy.
5. The crew will row 250m straight back to shore in Lane 1, keeping outside of all of the buoys.
6. Once on the shore one of the crew will run around the outside of the Lane Flag, up the beach to the finish line.

Note: The water area inside the Lane Flags, slalom buoys and end buoys, is termed the inner zone. This area is for crews that are being overtaken, have equipment failure or are retiring from the race.

Boat Preparation

Crews in the time trial must report to Control Commission (CC) to receive their boat, immediately when it comes off the water. Each crew and their boat handlers will have 3-4 minutes to prepare their boat and move it to the ready position.

PRE START TIMING & COMMANDS

7 boats/ 60sec race intervals

This diagram shows the boat positioning at the start of racing

1

3min before start

All boats on numbered trestles (1-7), Crews (1-7) & their boat handlers standing by their boats.

Crews 8,9, 10 etc.. should be waiting to report to Control Control (CC) with their oars and boat handlers. CC will inform each crew which empty trestle they should go to. It is each crew's responsibility to be ready. Once ready Boat 1 should go to the 'Ready' position, here they are under the control of the Starter. CC will feed the boats to the Ready Position as soon as it is free.

2

30's before start

Starter will instruct '**Crew 1 take your boat to the water**'. Runner must be behind the start line.

3

Start time

Starter will say '**Attention**' '**GO!**'

4

30's after first start

Starter will instruct '**Crew 2 take your boat to the water**'. Runner must be behind the start line.

5

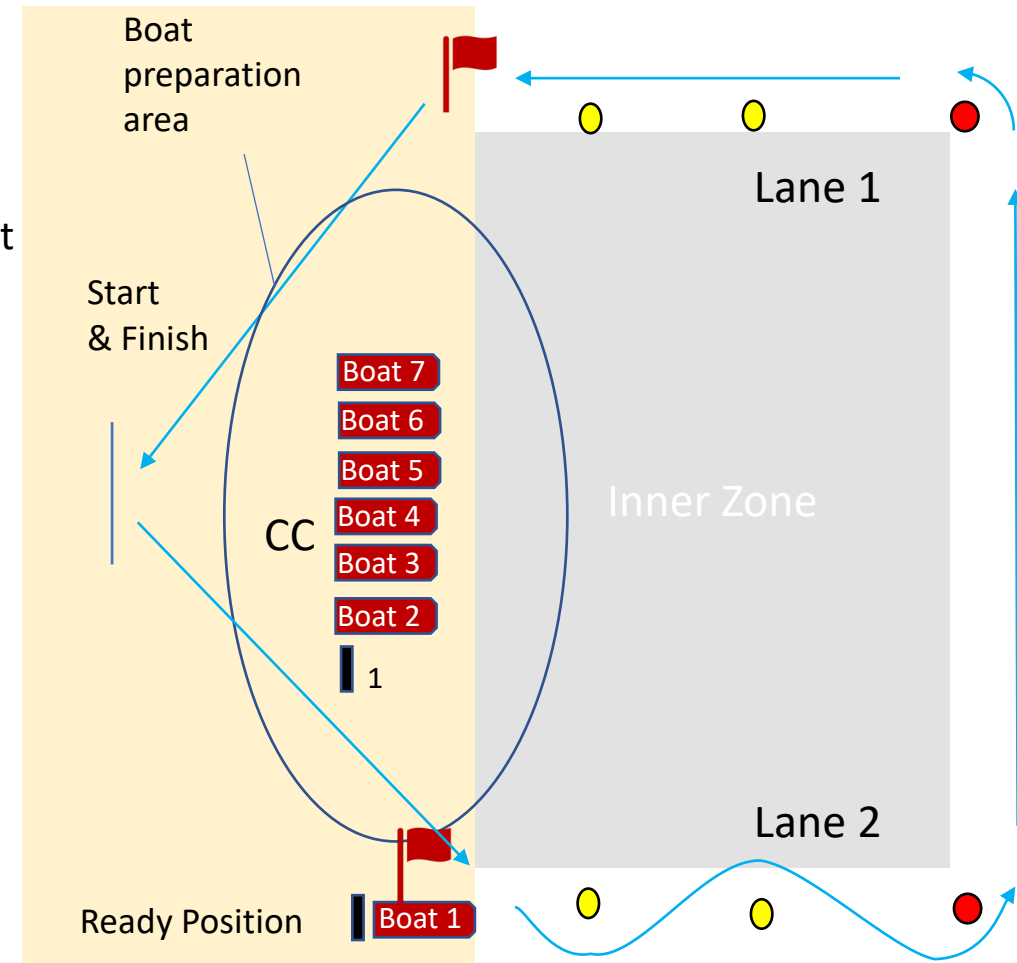
Start time (60s)

Starter will say '**Attention**' '**GO!**'

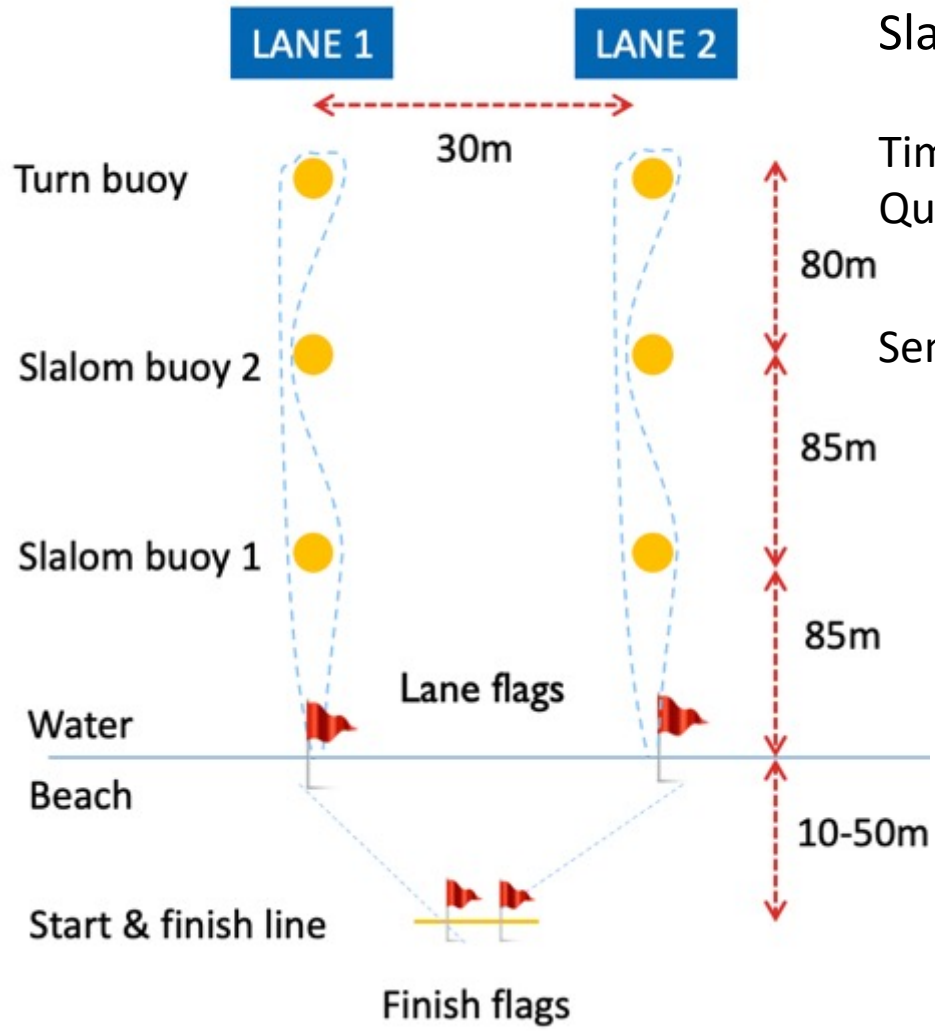
This will be repeated until all crews have raced.

Crew 8 will use Boat 1, Crew 9 will use Boat 2, Crew 10 will use Boat 3 etc...

If a boat is damaged, crews will be instructed to take the next available boat.




SIDE-BY-SIDE RACING



Slalom out row straight back

Time trials and knock - out heats and Quarterfinals = 5 minutes between races

Semi finals = 7 minutes between races



START PROCEDURE

- The boats shall be in the water held by crew members (except solo (C1x)). There shall be up to two boat handlers per boat.
- All rowers (except the runner of each crew) must be standing in the water next to their boat.
- Rowers must not start boarding their boat until after the start signal is given.
- One rower from each crew shall be the runner – it can be a different runner at the start and at the finish.



START PROCEDURE

3 Minutes before the start

- *All crews in the Start area*
- *The Starter may penalise crews who are late to the start*

2.45 minutes to 1.45 minutes before the start

- *Crews are introduced to the spectators by the Announcer*
- *Crews then move to their start positions (on the Start Line or at the boat)*

1 minute before the start

- *The Announcer shall say 'Put the boats in the water' – all crews and boats must be in position*

30 second before the start

- *The starter shall say 'get ready' – then the Starter could start the race at any time*

The start

- *The Starter shall say 'Attention' and shall raise a red flag. After a pause he shall drop the flag down, and hooter.*



Only for Semi
Finals & Final

Choosing your lanes

Time Trials

Random draw start order.

Knock out races

The crew with the fastest time or ranking from the previous round shall choose which lane to use. The other crew shall use the other lane.

The crew shall inform the Jury Delegate at the table behind the finish which lane they choose, no later than **10 minutes** before the start of the race or as soon as possible.

The fastest crew shall choose their lane, but do not have selection of boat.



'Results and Lane Selection Trees'

For side-by-side races crews' times will be displayed on the Results Tree at the Jury Delegate Table behind the Start/Finish arch to allow crews to determine which crew has the fastest time in the previous round.

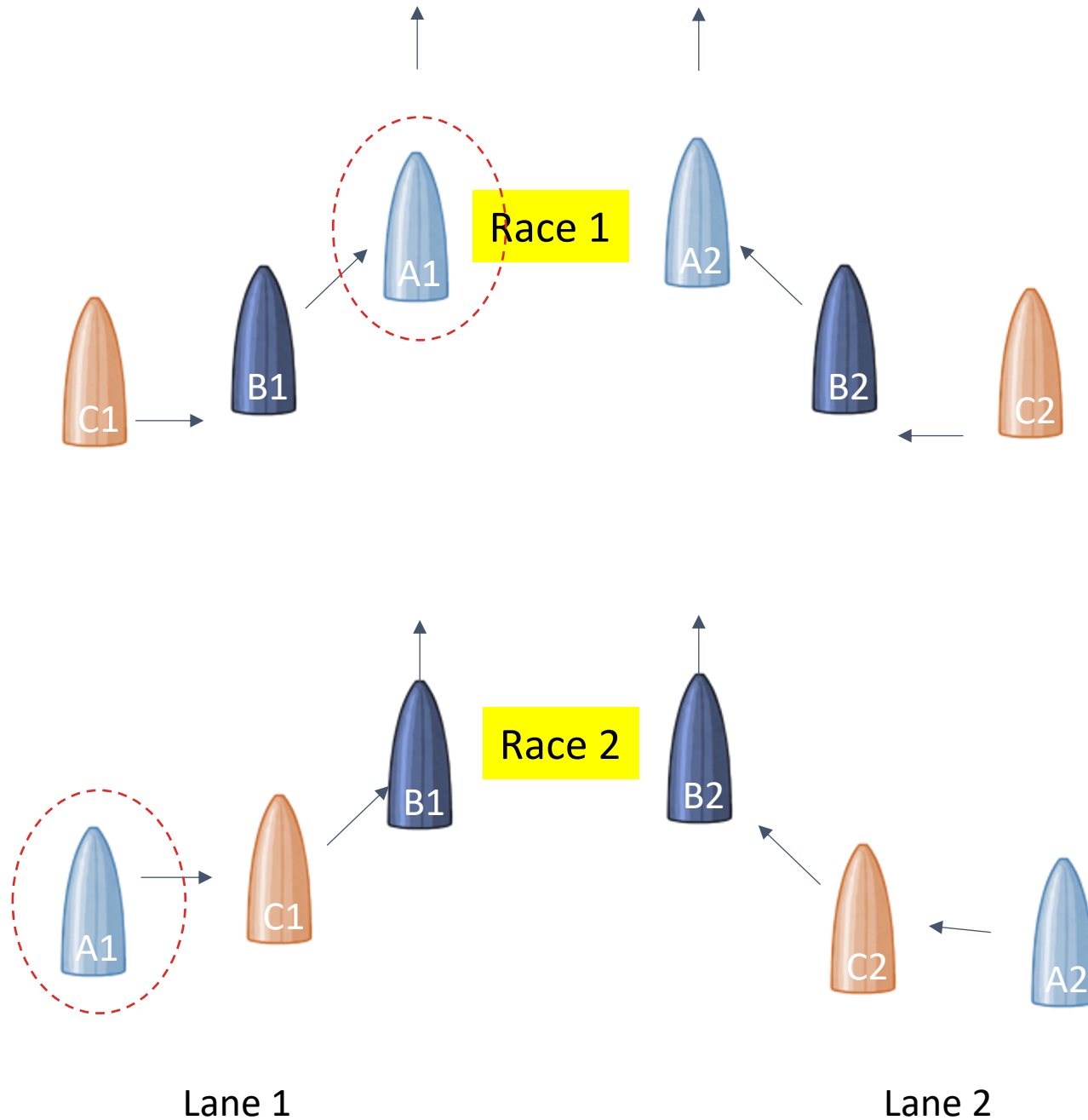


Boat Handlers

- Each crew shall have up to TWO boat handlers. The POJ may decide to allow more if the conditions require this.
- The boat handlers for each crew should wear matched uniforms or a bib that comply with the Rules in respect of identifications, and are clearly distinguishable from the crew
- The boat handlers shall wear the European Rowing bib which can be collected from the control commission. Please ensure that they are returned after each race. **ONLY SATURDAY AND SUNDAY**
- OC boat helpers – they are there to support the crew after the runner has left the boat, they are not there to catch the boat for you. You must move the boat off the water.



Pool Boat ROTATION



- Each pool boat is matched in pairs, this is signalled by a letter A, B, C etc...
- Each pool boat is then allocated to a lane – either Lane 1 or 2.
- The labelling will look like this:
 - Lane 1 -> A1, B1, C1 etc...
 - Lane 2 -> A2, B2, C2 etc..
- Boats will be rotated and boats with the same letters will race against each other.

Coastal Standard Rig

WORLD ROWING STANDARD RIG

		Tolerance
Span	160cm	± 1cm
Gate height	c18cm or max	
Ht. diff.	Bowside 1 cm lower	± 0.5cm

The pool boats have a standard rig

Crews are not allowed to change – span, pitch, gate height, or stretcher angle.

Crew ARE allowed to adjust the foot stretcher and to bring blades and seat pads.

Solos and Doubles

- Stroke = maximum height
- Bow = low height

DO NOT CHANGE THE HEIGHTS!

Progression System

ERCBSC Progression System is published on World Rowing website event page. Full details will be transmitted (again) via Whatsapp group



PROVISIONAL TIMETABLE



VICTORY CEREMONIES



VICTORY CEREMONIES

- Victory Ceremonies will take place in the Athlete Village
- Endurance – Saturday 2 September, 12:00
- Beach Sprints – Sunday 3 September, 17:30
- Top 3 crews for each event to attend
- Federation's medals for Beach Sprints and National Team Coastal events - Federation representative should attend presentation

Logistics Reminder

After training and racing return boats immediately - do not leave on beach

Departure from Captains meeting with band 6.15pm

Opening ceremony @ 6.30pm

Drinking water

Public toilets

Music every day after racing at 'village'

Survey



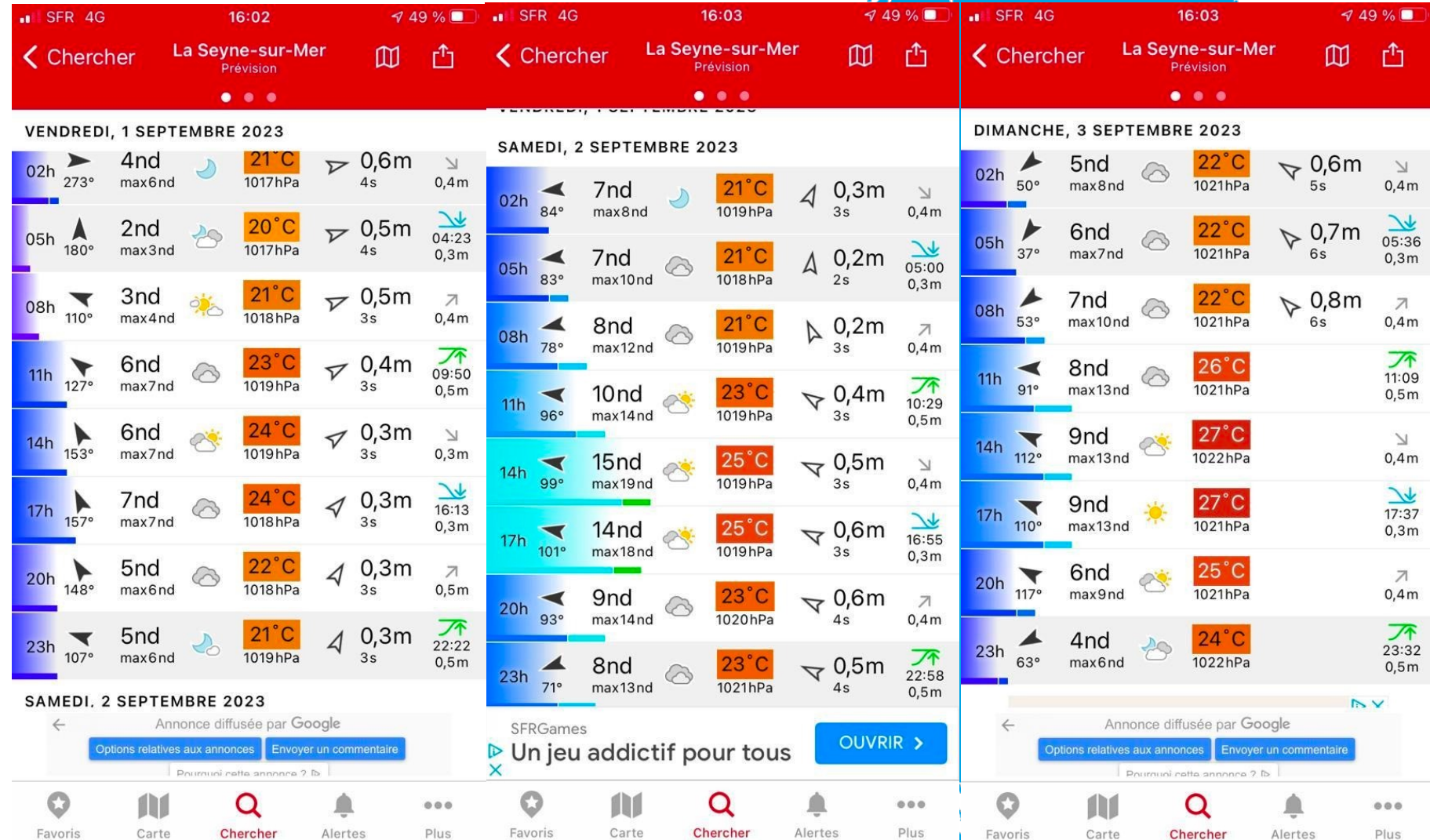
Weather Forecast

Friday, 1 Sept

Saturday, 2 Sept

Sunday, 3 Sept

The weather forecast will be shared each day at 07:00 AM to the WhatsApp group.



Athlete Information for Commentary



DRAW

*The draw will be published on the
WhatsApp Group.*



QUESTIONS?

*The notes of this meeting will be sent to
the Team Manager /Crew Captain
WhatsApp Group.*

