

Table of Contents

1. Introduction	4
1.1 Introduction	4
1.2 2008 Events Information	5
1.3 2007 World Rowing Season - Highlights	8
2. Top Rowers	14
2.1 Biographies Top 10 Male Rowers active in 2007	14
2.2 Biographies Top 10 Female Rowers active in 2007	26
2.3 Top 50 All Time Medal Table - OG & WCh - all events	38
3. Olympic Games	46
3.1 Historical Results	46
3.1.1 Olympic Games 1980-2004 (Top 3 crews)	46
3.2 Statistics	54
3.2.1 All Time Olympic Medal Table by athlete - Men (since 1900)	54
3.2.2 All Time Olympic Medal Table by athlete - Women (since 1976)	56
3.2.3 All Time NOC Olympic Medal Table (since 1900)	58
3.2.4 All Time NOC Olympic Medal Table per event - Current and Past Olympic Events (since 1900)	59
4. World Rowing Championships	68
4.1 Historical Results	68
4.1.1 World Rowing Championships 2007 (Top 12 crews)	68
4.1.2 World Rowing Championships 2001-2007 - Olympic Events (Top 3 crews)	84
4.1.3 World Rowing Championships 2001-2007 - International Events (Top 3 crews)	91
4.1.4 World Rowing Championships 2002-2007 - Adaptive Events (Top 3 crews)	96
4.2 Statistics	98
4.2.1 World Rowing Championships 2007 Overall Medal Table	98
4.2.2 All Time World Rowing Championships Medal Table by athlete - Men (since 1962)	99
4.2.3 All Time World Rowing Championships Medal Table by athlete - Women (since 1974)	101
4.2.4 All Time NF World Rowing Championships Medal Table (since 1962)	103
4.2.5 All Time NF World Rowing Championships Medal Table per event - Current Olympic and International Events (since 1962)	104
5. World Rowing Junior Championships	116
5.1 World Rowing Junior Championships 2005-2007 results (Top 3 crews)	116
5.2 Historical Results 1970-2007 medal records	125
6. World Rowing Under 23 Championships	132
6.1 World Rowing Under 23 Championships 2005-2007 results (Top 3 crews)	132
7. European Championships	146
7.1 European Championships 2007 results (Top 3 crews)	146

8. Rowing World Cup	152
8.1 Historical Results	152
8.1.1 Rowing World Cup results 2001-2007 - World Cup Events (Top 3 crews)	152
8.1.2 Rowing World Cup results 2001-2007 - International Events (Top 3 crews)	170
8.2 Statistics	176
8.2.1 All Time Rowing World Cup Medal Table by country (since 1997)	176
8.2.2 All Time Rowing World Cup Medal Table by athlete - Men (since 1997)	177
8.2.3 All Time Rowing World Cup Medal Table by athlete - Women (since 1997)	179
8.2.4 All Time Rowing World Cup Medal Table per event (since 1997)	180
8.2.5 Overall Rowing World Cup Standings per year (since 1997)	185
9. Venues	192
9.1 Olympic Games (since 1896)	192
9.2 World Rowing Championships (since 1962)	192
9.3 FISA Lightweight Championships (1976-1988)	193
9.4 Rowing World Cup (since 1990)	193
9.4.1 Men's and Women's Single Sculls (1990-1995)	193
9.4.2 World Cup Events and International Events (since 1997)	193
9.5 Under 23 Events (since 1976)	194
9.5.1 Match des Séniors (1976-1991)	194
9.5.2 Nations Cup (1992-2000)	194
9.5.3 World Under 23 Regatta (2001-2003)	194
9.5.4 World Rowing Under 23 Regatta (2004)	194
9.5.5 World Rowing Under 23 Championships (2005-2007)	194
9.6 World Rowing Junior Championships (since 1967)	195
9.6.1 FISA Junior Regatta for Men (1967-1969)	195
9.6.2 FISA Junior Championships for Men (1970-1977)	195
9.6.3 FISA Men's Junior Championships & FISA Women's Junior Championships (1978-1984)	195
9.6.4 World Rowing Junior Championships (1985-2007)	195
9.7 European Rowing Championships (since 1893)	196
10. World Rowing Awards	198
10.1 Thomas Keller Awards	198
10.2 FISA Awards	198
11. Best Times	202
11.1 World Best Times	202
11.2 Rowing World Cup Best Times	204
11.3 Under 23 Best Times (at World Rowing Under 23 Championships)	205
11.4 Adaptive Best Times	207
11.5 Olympic Best Times	208

1. Introduction

1.1. Introduction

For the third year running, we are delighted to bring to you the annual media guide for the 2008 World Rowing Season.

As you are by now aware, this publication contains valuable statistical and historical data, as well as what we see as the most relevant current information about our sport. It has been compiled to respond to the growing need for the media to have access to the most up-to-date and accurate results and statistics to ensure that you can complete your work to ever tightening deadlines.

With this year being an Olympic year, we expect to welcome many new non-rowing specific journalists to our events, so we hope that the data contained in this publication will be valuable to those working media too.

This year's top ten male and female athlete's calculations have been adjusted to better reflect the strongest rowers of the moment. Olympic and World Championship medal count is still the basis of calculation, but this time with a three time higher weighting to favour Olympic medals above World Championships medals. To be eligible to appear as a 2007 Top 10 Male or Female Rower, athletes had to have been active at elite international level in 2007 by taking part at the World Rowing Championships or at a Rowing World Cup. You will find their short biographies in this publication – more information can be found in the official World Rowing athlete database available on our website www.worldrowing.com (Athlete > Athlete Biographies Database). The athlete biography website is powered by RowingOne, the most comprehensive rowing database in the world.

Throughout the season, the World Rowing Media Guide will be updated after each Rowing World Cup, and the updates will be available to all journalists present at these events as part of their press packs. The PDF document will also be online shortly before each regatta ready for download and printing.

We hope that this publication proves to be a valuable tool in your efforts to bring back news about rowing to your country. Please do not hesitate to contact any of the World Rowing team for feedback or suggestions on how we can improve this document.

Have a great World Rowing season!

Your World Rowing Communications Team

Arno Boes, Chair of FISA's Media, Marketing & Promotions Commission – boes@лимпert.de

Marion Gallimore, Marketing and Communications Manager – marion.gallimore@fisa.org

Debora Feutren, Website and Publications Editor – debora.feutren@fisa.org

Melissa Bray, World Rowing Journalist – melissa.bray@fisa.org

FISA
Maison du Sport International
Av. de Rhodanie 54
1007 Lausanne
Switzerland

Tel. : +41 21 617 83 73

Fax : +41 21 617 83 75

1.2. 2008 Events Information

Accreditation to all World Rowing events listed below can be requested online through the online media accreditation form. Go to www.worldrowing.com -> Media -> Media Accreditation

ROWING WORLD CUP I (Munich, GER)

8 to 11 May 2008

Organising Committee

Olympia Regattaverein München
Headquarters
Dachauer Strasse 35
85764 Oberschleissheim, GERMANY
Tel. + 49 89 315 85 200
Fax + 49 89 315 29 90
www.regatta.de

Contact: Bernd Schuhmacher
schuhmacher@lzm.olympiapark-muenchen.de

Press Officer: Frank Heidenhain
Contact details: Media@regatta.de

Media accreditation deadline

25 April 2008

Accommodation

Münchner Hotel Verbund
Industriestr. 2
82140 Olching
Tel. + 49 8142 444 610
Fax + 49 8142 444 611
www.muenchen-hotel.de
info@muenchen-hotel.de
Please mention the word "Regatta"

ROWING WORLD CUP II (Lucerne, SUI)

30 May to 1 June 2008

Organising Committee

Lucerne Regatta Association
(Regattaverein Luzern)
6000 Lucerne, SWITZERLAND
Tel. + 41 41 210 43 33
Fax + 41 41 210 15 36

Press Officer: Barbara Linz
media@runderwelt-luzern.ch

Media accreditation deadline

16 May 2008

Accommodation

Incoming GmbH
Tel. + 41 41 318 4145
Fax + 41 41 318 41 46

Contact: Mrs Maria Santin
maria.santin@luzern.incoming.ch

FINAL OLYMPIC QUALIFICATION REGATTA (Poznan, POL)
15 to 18 June 2008

Organising Committee

Regatta Organising Committee
Ul. Wiankowa 3
60-791 Poznan, POLAND
Tel. + 48 509 151 191
Tel. + 48 603 351 168
Fax + 48 61 876 5121
office@rowing.poznan.pl
www.rowing.poznan.pl

Press Officer: TBC
Contact details: Contact OC

Media accreditation deadline

6 June 2008

Accommodation

Andersia Hotel
Plac Andersa 3 61-894 Poznań
Tel. 061 667 80 00
www.andersiahotel.pl
For bookings please contact the OC.

ROWING WORLD CUP III (Poznan, POL)
20 to 22 June 2008

Organising Committee

Details as above

Media accreditation deadline

6 June 2008

WORLD ROWING JUNIOR AND SENIOR CHAMPIONSHIPS (Linz/Ottensheim, AUT)
22 to 27 July 2008

Organising Committee

Regatta Administration
p.a. Risk Oesterreich GmbH
Hiessgasse 12/4
1031 Vienna, AUSTRIA
Tel. + 43 171 834 02 10
Fax + 43 171 834 02 16
www.worldrowing2008.com

Contact: Horst Anselm
horst.anselm@riskgroup.info

Press Officer: Michael Farthofer
Contact details:
+43 664 14 54 024 (mobile)
farthofer@aon.at

Media accreditation deadline

8 July 2008

WORLD ROWING UNDER 23 CHAMPIONSHIPS (Brandenburg, GER)
16 to 20 July 2008

Organising Committee

Org-Büro U23 WM Rudern 2008
An der Regattastrecke 1
14772 Brandenburg an der Havel, GERMANY
Tel. + 49 3381 793 76 10
Fax: +49 3381 793 76 20
u23wm2008@stadt-brandenburg.de

Press Officers: Andreas Gerlach and Norbert Plaul

Media accreditation deadline

2 July 2008

OLYMPIC & PARALYMPIC GAMES REGATTA (Beijing, CHN)
9 to 17 August
9 to 11 September

Organising Committee

Beijing Olympic Tower
267 Beisihuanzhonglu
Haidian District, Beijing 102008 CHINA
Tel. + 86 (10) 66690565
Fax + 86 (10) 66690584
<http://en.beijing2008.cn>

Contact: Chen Chunxin (BOCOG Rowing Competition Manager)

All Beijing Olympic accreditation requests to be sent through your National Olympic Committee (NOC). Names must be submitted by 29 February 2008 by the authorised organisation to BOCOG.

1.3. 2007 World Rowing Season – Highlights

World Rowing Championships (Munich, GER)

Every four years the World Rowing Championships take on extra meaning. They become not just a race for medals, but a race for spots at the Olympic Games. Aptly, Munich's 1972 Olympic Regatta Course was the chosen venue. With a Bavarian brass band belting out fitting melodies and Germany's rowing celebrity Marcel Hacker being chased by autograph hunters, a distinct Munich flavour enveloped the air. The event also attracted the biggest crowd since the 1972 Olympics with 65,600 people filling the grandstand over the whole week.

Five crews left the regatta as three-time consecutive World Champions. The men's quad from Poland, the women's quad of Great Britain, New Zealand's Mahe Drysdale in the men's single, Ekaterina Karsten of Belarus in the women's single and Dutch lightweight women's single sculler Marit van Eupen.

At the other end of the spectrum some crews were noted for losing their World Champion status. These included France's Adrien Hardy and Jean-Baptiste Macquet who rescued a potentially disastrous season in the men's double by holding on to silver behind Olympic Champions from seven years ago, Iztok Cop and Luka Spik of Slovenia.

Germany was unable to retain the men's eight title, despite home crowd support, sinking to second in the hands of an ever improving Canadian crew. But the Germans retained their dignity when their adaptive four (LTAMx4+) won a hotly contested final beating the reigning World Champions, Great Britain.

Perhaps the biggest upset came in the men's four when Great Britain's flagship boat and two-time reigning World Champions failed to even make the medals podium finishing fourth in one of the most exciting races of the regatta. Instead it was New Zealand taking centre stage followed by Italy and the Netherlands.

After a fiery start to the 2007 season for China their flame was all but extinguished when their lightweight men's four and lightweight women's double were unable to defend their World Champion titles. Instead the gold in the lightweight women's double went to Australia's Amber Halliday and Marguerite Houston in a race that included a dead heat for third between Germany and Denmark. In the same race, Finland's silver medal finish very much marked their Olympic spot. Sten and Nieminen missed out on qualifying by just one place in 2004 and now they are the sole Finnish boat to have earned an Olympic spot.

Qin Li and Liang Tian kept the Chinese flag waving in the women's double by beating former World Champions New Zealand to gold. The heralded Chinese men's eight fought their way into the final Olympic qualification spot by finishing seventh. This result pushed Australia into eighth and meant that Aussie rowing icon, James Tomkins, will potentially have to try and qualify for his sixth Olympic Games at the last chance qualification regatta in June 2008.

Adaptive rowing was in its fifth year at the World Rowing Championships and debuts at the Paralympic Games in 2008. This meant qualification spots were up for grabs and with that knowledge the participation level and racing intensity increased many-fold. Newcomers like Great Britain's Tom Aggar in the trunk and arms single, was one of the athletes to dethrone established crews.

Great Britain ended the regatta at the top of the medals table with 11 medals. Germany and Italy followed in second and third respectively. In sixth place New Zealand qualified seven crews for the Olympic Games, the country's highest tally ever.

Rowing World Cups (Linz/Ottensheim, AUT - Amsterdam, NED - Lucerne, SUI)

2007 marked the 10th anniversary of the Rowing World Cup series. This is a series of usually three regattas held throughout the Northern Hemisphere summer season. Nations use it as a build-up to the World Rowing Championships and record turnouts meant facilities were stretched to the limits with the three-day regattas often commencing at 8am and continuing into the evening to enable completion of the large number of races. Many countries use the Rowing World Cup series as part of their selection process for the World Rowing Championships and this also boosted numbers by multiple entries in one event from one particular nation, Great Britain.

Great Britain started the series off with a bang in Linz/Ottensheim, Austria, by knocking perennial winner Germany out of the top spot on the medals table. Linz/Ottensheim offered good, but perhaps a little damp, rowing conditions on the course that is an offshoot of the busy Danube River. Four gold medals for Great Britain included their men's four continuing a 27-race winning streak. The women's quad was also successful along with the lesser expected men's pair and double.

But perhaps more surprising than Great Britain's success, were the Chinese. China brought to Linz/Ottensheim a huge contingent and, although not traditionally a powerhouse rowing nation, the team barreled into third place overall and introduced the rowing world to the smooth talent of Qin Li and Liang Tian in the women's double.

China really found their pace at the second Rowing World Cup in Amsterdam. The Bosbaan rowing course witnessed Chinese power as a full team turnout plus extras swung into action and dominated across the board. Five gold medals equaled the most ever won by one nation in Olympic events at a single Rowing World Cup. One of the golds went to the Chinese women's quad who took the reigning World Champions Great Britain by complete surprise. China also stunned pundits by earning silver in the men's eight. This silver came in a race that featured the touted "super eight" of Great Britain which included their top men's four and pair. Only China was able to challenge the "super eight" with Great Britain's regular eight finishing third.

China's most successful rower Xiuyun Zhang showed that she was fully back in action by taking silver in the single. In the lightweight women's double, where China reigns as World Champions, the nation won both gold and silver.

By the end of Rowing World Cup II China had topped the medals table for the first time pushing Great Britain into second and leaving Germany in fourth behind New Zealand. Amsterdam was also New Zealand's first international race of the season and their larger than usual team had a few hiccups with reigning World Champion in the men's single, Mahe Drysdale missing the medals podium and finishing fourth.

As is customary, the Rowing World Cup season wrapped up on the beautiful Rotsee in Lucerne, Switzerland. The regatta did not bode well for Great Britain's men's four. Their three-year winning streak was broken when the Dutch decided they had sat behind the British for too long and pushed them into the silver spot. Despite this result Great Britain still managed to secure the overall Rowing World Cup series. This was the first time Germany did not win the overall title in the series' 10-year history. Germany, however, held on to second with China, despite only sending one rower to Lucerne, holding on to third.

World Rowing Under 23 Championships (Strathclyde, GBR)

The best under 23s in the world headed for Strathclyde, Scotland, in July and at the end of the four days of racing Italy had broken Germany's 15 consecutive years of under 23 domination. The Paolo d'Aloja Challenge Cup for the top country overall had been in German hands since 1991, but in 2007 Germany slipped to fourth.

The descent of Germany helped encourage a more even medal spread than in former years. Of the 52 nations competing, 20 left with medals. Also suffering at the under 23 level, Romania dropped from finishing third in 2006 to 15th equal in 2007.

Italy earned the top nation spot by winning six medals including gold in the women's four, men's coxed four, lightweight men's pair and the lightweight men's quadruple sculls. Andrea Caianiello and Armando Dell'Aquila in the lightweight men's pair then went on to foot it in style at the end of the season by becoming senior World Champions. The lightweight men's quadruple sculls of Matteo Amigoni, Filippo Manfredi, Antonio Pizzurro and Daniele Danesin distinguished themselves as the only crew to set a new Under 23 World Best Time at Strathclyde.

New Zealand distinguished themselves as a single sculling powerhouse by nearly making a clean sweep of the four single sculls events. Emma Twigg won the women's single and then went on to race in the final at the World Rowing Championships. The lightweight men's single was dominated by Storm Uru who had already set himself apart this season by earning silver at the senior Rowing World Cup – twice. Joseph Sullivan won the men's single in his first under 23 bid. These three gold medals helped New Zealand earn the position of second overall nation.

Mathias Raymond of Monaco became the first Monaco athlete in 60 years to make a final in any sport. He finished sixth in the men's single sculls.

Reigning champion in the lightweight women's single sculls, Alexandra Tsiavou of Greece defended her title successfully and was one of three golds for her country. Tsiavou already has senior rowing medals in 2006 and 2007 and in 2007 she also helped qualify the lightweight women's double sculls for the Beijing Olympic Games when she raced at the World Rowing Championships in Munich. Greece finished third country overall in the medals ranking.

Early in the regatta it appeared that reigning under 23 Champions in the women's double, Jitka Antosova and Gabriela Varekova of the Czech Republic would fall. Health issues meant the duo stopped rowing in the heats and were only able to limp across the finish line to enable their continuation in the regatta. But a huge effort in the final meant the gold medal was theirs for the second year running.

This was a record-breaking regatta for the number of athletes entered, showing a continued development and growth in competitiveness of the event since it gained championship status three years ago.

World Rowing Junior Championships (Beijing, CHN)

Being the first test event for the 2008 Beijing Olympics, the World Rowing Junior Championships were in the spotlight. The local organisers created an Olympic-type atmosphere with 500 Chinese journalists at the Shunyi Olympic Rowing-Canoeing Park, plus camera crews and all of the pressure, significance and grandeur that goes with the Olympic Games. To make sure the media got their stories the Chinese juniors turned on a show that earned them the title of overall top nation.

Using enthusiasm, efficiency and a good grasp of English the staff and over 800 volunteers turned the Junior Champs into a showcase. The opening ceremony rivaled that of any top event.

Chinese junior athletes revelled in the atmosphere creating a finishing result never before accomplished – even on a fraction of the scale – by China in rowing. This pushed the usual overall leader, Germany, out of the top spot. China's win was more significant as they have only won gold once before at the junior level and that was nine years ago. Their performance was impressive across the board with success for both women and men. Medals were earned in eight of the 13 events including the men's eight.


Germany held their own by ranking first in total medal count with 10 medals.

This domination by China and Germany left slim pickings for the 48 other countries competing. In third position overall Romania was able to capture just three medals. Belarus followed in fourth with two medals with the remainder of the medals spread over 16 nations.

The women's single typified the regatta. National team newcomer and international unknown Weiwei Zhu of China had been dominating her heats and semis through the week. Tina Manker of Germany was the other favourite and the two raced each other for the first time in the final. Just a couple of minutes into the race Zhu had such a lead that it would have taken a disaster for her not to win. Zhu won with a spacious gap back to Manker in second.

The men's single featured Bulgaria's rowing phenomenon Aleksandar Aleksandrov. Aleksandrov finished with silver last year and has already been making an indelible mark at the senior level this year. Germany's Mathias Rocher, however, gave Aleksandrov a solid run for his money. At the line the Bulgarian earned gold showing true emotion in the magic of the medal presentation moment.

The Junior Worlds will be remembered for the zealous enthusiasm of smiling volunteers in their bright orange uniforms. Athletes will remember the hot and humid conditions, the ideal water conditions and fairness across the lanes of the Shunyi course. Spectators will not forget the Chinese supporters being "conducted" in their clapping and flag waving with their enthusiasm erupting every time a Chinese boat was on the water. Coaches won't forget the blue and yellow bikes they used to follow the races. One year before the Olympics, Shunyi has already been engraved in the memory of World Rowing.



James Tomkins (AUS)

Place of birth Sydney, AUS
Date of birth 19 Aug. 1965
Place of residence Melbourne, AUS
Height 200 cm

2007 Top 10 Rank 1

All Time Men's Rank at end of 2007 3

Edition	Competition	Venue	Event	Rank
2004	Olympic Games	Athens, GRE	M2-	1
2003	World Rowing Championships	Milan, ITA	M2-	1
2000	Olympic Games	Sydney, AUS	M2-	3
1999	World Rowing Championships	St. Catharines, CAN	M2-	1
1998	World Rowing Championships	Cologne, GER	M2+	1
1998	World Rowing Championships	Cologne, GER	M4+	1
1996	Olympic Games	Atlanta, GA, USA	M4-	1
1992	Olympic Games	Barcelona, ESP	M4-	1
1991	World Rowing Championships	Vienna, AUT	M4-	1
1990	World Rowing Championships	Lake Barrington, AUS	M4-	1
1986	World Rowing Championships	Nottingham, GBR	M8+	1

Further Personal Information

Marital status Married
Family Three daughters
Occupation Finance
Languages English
Education Business & Engineering

Sport Specific Information

Began rowing At school in 1979
Club/Team Mercantile Rowing Club (Melbourne, AUS)
Coach Chris O'Brien, Noel Donaldson

General Interest

Hobbies Surfing, golf, tennis and snow sports.
Major awards / honours 2003: World Rowing Male Crew of the Year [with Drew Ginn]
 1999: Australian Rower of the Year
 1987: Order of Australia Medal

International Competition in other sports

Australian Football: Played for Melbourne Reserves team in 1989, during a year off rowing



Full bio results available on www.worldrowing.com powered by **RowingOne**

15. Media Guide © Copyright 2008 FISA & Infostrada Sports, all rights reserved > www.infostradasports.com



© 2007 Getty Images

Eskild Ebbesen (DEN)

Place of birth Silkeborg, DEN
Date of birth 27 May 1972
Place of residence Lyngby, DEN
Height 184 cm

2007 Top 10 Rank 2

All Time Men's Rank at end of 2007 8

Edition	Competition	Venue	Event	Rank
2004	Olympic Games	Athens, GRE	LM4-	1
2003	World Rowing Championships	Milan, ITA	LM4-	1
2002	World Rowing Championships	Seville, ESP	LM4-	1
2001	World Rowing Championships	Lucerne, SUI	LM4-	2
2000	Olympic Games	Sydney, AUS	LM4-	3
1999	World Rowing Championships	St. Catharines, CAN	LM4-	1
1998	World Rowing Championships	Cologne, GER	LM4-	1
1997	World Rowing Championships	Lac d'Aiguebelette, FRA	LM4-	1
1996	Olympic Games	Atlanta, GA, USA	LM4-	1
1995	World Rowing Championships	Tampere, FIN	LM4-	2
1994	World Rowing Championships	Indianapolis, IN, USA	LM4-	1
1993	World Rowing Championships	Racice, CZE	LM8+	2

Further Personal Information

Marital status Married
Family wife: Rikke; daughter: Natascha
Occupation Health Care Professional
Languages Danish, English
Education Human Physiology

Sport Specific Information

Began rowing In 1987
Club/Team Silkeborg Roklub, Danske Studenters Roklub (DEN)
Coach Bent Jensen

General Interest

Hobbies Mountain biking, surfing the internet, watching movies



Full bio results available on www.worldrowing.com powered by **RowingOne**



Drew Ginn (AUS)

Place of birth Leongatha, AUS
Date of birth 20 Nov. 1974
Place of residence Melbourne, AUS
Height 196 cm

2007 Top 10 Rank 3

All Time Men's Rank at end of 2007 16

Edition	Competition	Venue	Event	Rank
2007	World Rowing Championships	Munich, GER	M2-	1
2006	World Rowing Championships	Eton, GBR	M2-	1
2004	Olympic Games	Athens, GRE	M2-	1
2003	World Rowing Championships	Milan, ITA	M2-	1
1999	World Rowing Championships	St. Catharines, CAN	M2-	1
1998	World Rowing Championships	Cologne, GER	M2-	2
1998	World Rowing Championships	Cologne, GER	M4+	1
1997	World Rowing Championships	Lac d'Aiguebelette, FRA	M8+	3
1996	Olympic Games	Atlanta, GA, USA	M4-	1

Further Personal Information

Marital status Married
Family daughter: Kyra; son: Jasper
Occupation Sports Administrator, Consultant
Languages English

Sport Specific Information

Began rowing In 1991 at Scotch College (Melbourne, AUS)
Club/Team Mercantile Rowing Club (Melbourne, AUS)
Coach Chris O'Brien

General Interest

Hobbies Surfing, computers, golf.
Major awards / honours 2007: World Rowing Crew of the Year [with Duncan Free]
 2006: Australian Male Crew of the Year [with Duncan Free]
 2005: Included in the Australian Olympic Committee's, '50 of our finest' list.
 2003: World Rowing Crew of the Year [with James Tomkins]
 2000: Australian Sports Medal
 1997: Order of Australia Medal

International Competition in other sports

BMX: Competed at the 1984 and 1985 World Championships, placing third and sixth in the U10's and U11's respectively.



Full bio results available on www.worldrowing.com powered by **RowingOne**

17. Media Guide © Copyright 2008 FISA & Infostrada Sports, all rights reserved > www.infostradasports.com



© 2006 Getty Images

Robert Sycz (POL)

Place of birth Warsaw, POL
 Date of birth 15 Nov. 1973
 Place of residence Bydgoszcz, POL
 Height 183 cm

2007 Top 10 Rank 4

All Time Men's Rank at end of 2007 36

Edition	Competition	Venue	Event	Rank
2005	World Rowing Championships	Gifu, JPN	LM2x	3
2004	Olympic Games	Athens, GRE	LM2x	1
2003	World Rowing Championships	Milan, ITA	LM2x	2
2002	World Rowing Championships	Seville, ESP	LM2x	2
2001	World Rowing Championships	Lucerne, SUI	LM2x	2
2000	Olympic Games	Sydney, AUS	LM2x	1
1998	World Rowing Championships	Cologne, GER	LM2x	1
1997	World Rowing Championships	Lac d'Aiguebelette, FRA	LM2x	1

Further Personal Information

Marital status Married
 Family wife: Anna
 Occupation Mechanic

Sport Specific Information


Began rowing In 1985 (Warsaw, POL)
 Club/Team RTW Bydgoscia (Bydgoszcz, POL)
 Coach Jerzy Broniec

General Interest

Hobbies Motorbikes
 Most memorable sporting achievement Winning the lightweight double sculls gold medal at the 2000 Olympic Games in Sydney (AUS).
 Who is your hero / idol Sir Steve Redgrave



Full bio results available on www.worldrowing.com powered by RowingOne



Tomasz Kucharski (POL)

Place of birth Gorzow, POL
Date of birth 16 Feb. 1974
Place of residence Gorzow Wielkopolski, POL
Height 181 cm

2007 Top 10 Rank 5

All Time Men's Rank at end of 2007 37

Edition	Competition	Venue	Event	Rank
2004	Olympic Games	Athens, GRE	LM2x	1
2003	World Rowing Championships	Milan, ITA	LM2x	2
2002	World Rowing Championships	Seville, ESP	LM2x	2
2001	World Rowing Championships	Lucerne, SUI	LM2x	2
2000	Olympic Games	Sydney, AUS	LM2x	1
1998	World Rowing Championships	Cologne, GER	LM2x	1
1997	World Rowing Championships	Lac d'Aiguebelette, FRA	LM2x	1

Further Personal Information

Marital status Married
Family son: Szymon
Occupation Student
Languages Polish, English
Education Physical Education

Sport Specific Information

Began rowing In 1985 in Gorzow (POL)
Club/Team AZS AWF Gorzow Wielkopolski (Gorzow, POL)
Coach Jerzy Broniec, Marian Hennig

General Interest

Hobbies Cycling, climbing



Full bio results available on www.worldrowing.com powered by **RowingOne**

19. Media Guide © Copyright 2008 FISA & Infostrada Sports, all rights reserved > www.infostradasports.com



© 2006 Getty Images

Daniele Gilardoni (ITA)

Place of birth Como, ITA
 Date of birth 01 Apr. 1976
 Place of residence Bellagio, ITA
 Height 177 cm

2007 Top 10 Rank 6

All Time Men's Rank at end of 2007 43

Edition	Competition	Venue	Event	Rank
2007	World Rowing Championships	Munich, GER	LM4x	1
2006	World Rowing Championships	Eton, GBR	LM4x	1
2005	World Rowing Championships	Gifu, JPN	LM4x	1
2004	World Rowing Championships Non-Olympic Events	Banyoles, ESP	LM4x	1
2003	World Rowing Championships	Milan, ITA	LM4x	1
2002	World Rowing Championships	Seville, ESP	LM4x	1
2001	World Rowing Championships	Lucerne, SUI	LM4x	1
2000	World Rowing Championships Non-Olympic Events	Zagreb, CRO	LM4x	2
1999	World Rowing Championships	St. Catharines, CAN	LM4x	1

Further Personal Information

Marital status Single
 Occupation Student
 Languages Italian, English
 Education Political Science

Sport Specific Information

Began rowing At age 10 (Bellagio, ITA)
 Club/Team SC Lario Sinigaglia (Como, ITA)
 Coach Stefano Fraquelli

General Interest

Hobbies Cycling
 Major awards / honours 2006: "Cavaliere delle Acque" [Knight of the Waters] by the Italian Rowing Federation in recognition of being the rower of the year.
 2001: "Gran Gala dello Sport" in which the best Italian athletes in every sport are honoured.



Full bio results available on www.worldrowing.com powered by RowingOne



Iztok Cop (SLO)

Place of birth Kranj, SLO
Date of birth 17 June 1972
Place of residence Radovljica, SLO
Height 189 cm

2007 Top 10 Rank 7

All Time Men's Rank at end of 2007 48

Edition	Competition	Venue	Event	Rank
2007	World Rowing Championships	Munich, GER	M2x	1
2006	World Rowing Championships	Eton, GBR	M2x	2
2005	World Rowing Championships	Gifu, JPN	M4x	2
2005	World Rowing Championships	Gifu, JPN	M2x	1
2004	Olympic Games	Athens, GRE	M2x	2
2003	World Rowing Championships	Milan, ITA	M1x	3
2002	World Rowing Championships	Seville, ESP	M1x	2
2001	World Rowing Championships	Lucerne, SUI	M1x	2
2000	Olympic Games	Sydney, AUS	M2x	1
1999	World Rowing Championships	St. Catharines, CAN	M2x	1
1995	World Rowing Championships	Tampere, FIN	M1x	1
1994	World Rowing Championships	Indianapolis, IN, USA	M1x	3
1993	World Rowing Championships	Racice, CZE	M2-	3
1992	Olympic Games	Barcelona, ESP	M2-	3
1991	World Rowing Championships	Vienna, AUT	M2-	2

Further Personal Information

Marital status Married
Family wife: Petra; daughters: Ruby, Amber
Occupation Government Official
Languages Slovene, Croatian, English
Education Physical Education

Sport Specific Information

Began rowing At age 14 in Bled (SLO)
Club/Team Veslaski Klub Bled (Bled, SLO)
Coach Milos Jansa



Full bio results available on www.worldrowing.com powered by **RowingOne**

21. Media Guide © Copyright 2008 FISA & Infostrada Sports, all rights reserved > www.infostradasports.com

Iztok Cop (SLO) *cont.*

General Interest

Hobbies

Cross country skiing, cycling

Most memorable sporting achievement

Winning the Olympic gold medal in double sculls at the 2000 Olympic Games in Sydney and the gold medal at the 1995 World Championships in single sculls.

Most influential person

His father. "He was a great mental supporter and he's also a psychologist."
(Athlete 25/10/01) in sporting career

Major awards / honours

2006: Slovenian Team of the Year [with Luka Spik].
2005: Slovenian Team of the Year [with Luka Spik].
2005: World Rowing Male Crew of the Year [with Luka Spik].
2004: Slovenian Team of the Year [with Luka Spik].
2001: Slovenia's Sports Personality of the Year.
2000: Won Slovenia's first Olympic gold medal.
2000: Slovenian Team of the Year [with Luka Spik].
2000: Flag Bearer, Slovenia Olympic Team.
1995: Slovenia's Athlete of the Year.
1992: Won independent Slovenia's first Olympic medal.


International Competition in other Sports

Cross-country skiing. Competed at national level in 2005/06.



Full bio results available on www.worldrowing.com powered by **RowingOne**

22. Media Guide © Copyright 2008 FISA & Infostrada Sports, all rights reserved > www.infostradasports.com



© 2006 Getty Images

Leonardo Pettinari (ITA)

Place of birth Pontedera, ITA
Date of birth 19 Apr. 1973
Place of residence Pontedera, ITA
Height 181 cm

2007 Top 10 Rank 8

All Time Men's Rank at end of 2007 51

Edition	Competition	Venue	Event	Rank
2007	World Rowing Championships	Munich, GER	LM4x	1
2003	World Rowing Championships	Milan, ITA	LM2x	1
2002	World Rowing Championships	Seville, ESP	LM2x	1
2001	World Rowing Championships	Lucerne, SUI	LM2x	1
2000	Olympic Games	Sydney, AUS	LM2x	2
1999	World Rowing Championships	St. Catharines, CAN	LM2x	1
1998	World Rowing Championships	Cologne, GER	LM2x	2
1997	World Rowing Championships	Lac d'Aiguebelette, FRA	LM2x	2
1995	World Rowing Championships	Tampere, FIN	LM4-	1
1994	World Rowing Championships	Indianapolis, IN, USA	LM2-	1
1993	World Rowing Championships	Racice, CZE	LM8+	3

Further Personal Information

Marital status
Family
Occupation
Languages
Education

Married
 wife: Katy; son: Matteo; daughter: Alice
 Parks and Forests Worker
 Italian, English
 Orthodontics

Sport Specific Information

Began rowing
Club/Team
Coach

At age 12 with SC Pontedera (Pontedera,ITA)
 GS Forestale (Saubaudia, ITA)
 Roberto De Piccoli


General Interest

Hobbies

Cycling, gardening, watching MotoGP (fan of Valentino Rossi)



Full bio results available on www.worldrowing.com powered by **RowingOne**



© 2004 Getty Images

Steve Williams (GBR)

Place of birth Lemington Spa, GBR
 Date of birth 15 Apr. 1976
 Place of residence Henley-on-Thames, GBR
 Height 190 cm

2007 Top 10 Rank 9

All Time Men's Rank at end of 2007 56

Edition	Competition	Venue	Event	Rank
2006	World Rowing Championships	Eton, GBR	M4-	1
2005	World Rowing Championships	Gifu, JPN	M4-	1
2004	Olympic Games	Athens, GRE	M4-	1
2003	World Rowing Championships	Milan, ITA	M4-	2
2002	World Rowing Championships	Seville, ESP	M4-	2
2001	World Rowing Championships	Lucerne, SUI	M4-	1
2000	World Rowing Championships Non-Olympic Events	Zagreb, CRO	M4+	1

Further Personal Information

Marital status Single
 Occupation Athlete
 Languages English
 Education Civil Engineering & History

Sport Specific Information

Began rowing At Monkton Combe School at age 13
 Club/Team Leander Boat Club (Henley-on-Thames, GBR)
 Coach Juergen Grobler

General Interest

Most memorable sporting achievement Winning the gold medal in the coxless fours at the 2004 Olympic Games in Athens (GRE)



Full bio results available on www.worldrowing.com powered by RowingOne



© 2007 Getty Images

Rossano Galtarossa (ITA)

Place of birth Padova, ITA
Date of birth 06 Jul. 1972
Place of residence Padova, ITA
Height 200 cm

2007 Top 10 Rank 10

All Time Men's Rank at end of 2007 57

Edition	Competition	Venue	Event	Rank
2004	Olympic Games	Athens, GRE	M2x	3
2003	World Rowing Championships	Milan, ITA	M2x	2
2002	World Rowing Championships	Seville, ESP	M4x	3
2001	World Rowing Championships	Lucerne, SUI	M2x	3
2000	Olympic Games	Sydney, AUS	M4x	1
1998	World Rowing Championships	Cologne, GER	M4x	1
1997	World Rowing Championships	Lac d'Aiguebelette, FRA	M4x	1
1995	World Rowing Championships	Tampere, FIN	M4x	1
1994	World Rowing Championships	Indianapolis, IN, USA	M4x	1
1993	World Rowing Championships	Racice, CZE	M4x	3
1992	Olympic Games	Barcelona, ESP	M4x	3

Further Personal Information

Marital status Married
Occupation Sports Administrator
Languages Italian, French, English
Education Accounting

Sport Specific Information

Began rowing At age 15 in Italy
Club/Team SC Padova (Padova, ITA)
Coach Alberto Rigato

General Interest

Hobbies Mountain biking, swimming, computers, reading

Most memorable sporting achievement Winning the gold medal in the quadruple sculls at the 2000 Olympic Games in Sydney (AUS).
 «All people who work hard to reach their objectives.»

Who is your hero / idol 2004: First Italian rower to win five consecutive national singles titles [2001-2004]

Major awards / honours 2000: Golden Necklace for sporting merit, awarded by the Italian Olympic Committee.
 2000: Diploma of Honour
 1998: Padua Sportsman of the Year
 1997: Padua Sportsman of the Year
 1996: Padua Sportsman of the Year



Full bio results available on www.worldrowing.com powered by **RowingOne**

25. Media Guide © Copyright 2008 FISA & Infostrada Sports, all rights reserved > www.infostradasports.com



Kathrin Boron (GER)

Place of birth Eisenhüttenstadt, GER
Date of birth 04 Nov. 1969
Place of residence Caputh, GER
Height 184 cm

2007 Top 10 Rank 1

All Time Women's Rank at end of 2007 1

Edition	Competition	Venue	Event	Rank
2007	World Rowing Championships	Munich, GER	W4x	2
2005	World Rowing Championships	Gifu, JPN	W4x	2
2004	Olympic Games	Athens, GRE	W4x	1
2003	World Rowing Championships	Milan, ITA	W2x	2
2001	World Rowing Championships	Lucerne, SUI	W2x	1
2000	Olympic Games	Sydney, AUS	W2x	1
1999	World Rowing Championships	St. Catharines, CAN	W2x	1
1998	World Rowing Championships	Cologne, GER	W4x	1
1997	World Rowing Championships	Lac d'Aiguebelette, FRA	W2x	1
1997	World Rowing Championships	Lac d'Aiguebelette, FRA	W4x	1
1996	Olympic Games	Atlanta, GA, USA	W4x	1
1994	World Rowing Championships	Indianapolis, IN, USA	W1x	2
1993	World Rowing Championships	Racice, CZE	W2x	2
1992	Olympic Games	Barcelona, ESP	W2x	1
1991	World Rowing Championships	Vienna, AUT	W2x	1
1990	World Rowing Championships	Lake Barrington, AUS	W2x	1
1989	World Rowing Championships	Bled, YUG	W4x	1

Further Personal Information

Marital status
Family
Occupation
Languages

Single
 daughter: Cora
 Bank Employee
 German, English

Sport Specific Information

Began rowing
Club/Team
Coach

At age 14 in Germany
 Potsdamer RG (Potsdam, GER)
 Jutta Lau



Full bio results available on www.worldrowing.com powered by **RowingOne**

27. Media Guide © Copyright 2008 FISA & Infostrada Sports, all rights reserved > www.infostradasports.com



Kathrin Boron (GER) *cont.*

General Interest

Hobbies

Sporting philosophy / motto

Major awards / honours

Inline skating, internet, meeting friends, reading

"Create accomplishable goals and be independent."

2005: Brandenburg Order of Merit

2004: Silver Bay Leaf, Germany's highest sporting honour.

2001: Brandenburg Sportswoman of the Year

2000: Silver Bay Leaf

2000: Bambi Media Prize

2000: Brandenburg Sportswoman of the Year

1996: Silver Bay Leaf

1992: Silver Bay Leaf



Full bio results available on www.worldrowing.com powered by **RowingOne**

28. Media Guide © Copyright 2008 FISA & Infostrada Sports, all rights reserved > www.infostradasports.com





Georgeta Andrunache (ROU)

Place of birth Botosani, ROU
Date of birth 14 Apr. 1976
Place of residence Bucharest, ROU
Height 178 cm

2007 Top 10 Rank 2

All Time Women's Rank at end of 2007 2

Edition	Competition	Venue	Event	Rank
2007	World Rowing Championships	Munich, GER	W8+	2
2007	World Rowing Championships	Munich, GER	W2-	3
2004	Olympic Games	Athens, GRE	W8+	1
2004	Olympic Games	Athens, GRE	W2-	1
2003	World Rowing Championships	Milan, ITA	W8+	2
2003	World Rowing Championships	Milan, ITA	W2-	3
2002	World Rowing Championships	Seville, ESP	W2-	1
2001	World Rowing Championships	Lucerne, SUI	W8+	2
2001	World Rowing Championships	Lucerne, SUI	W2-	1
2000	Olympic Games	Sydney, AUS	W8+	1
2000	Olympic Games	Sydney, AUS	W2-	1
1999	World Rowing Championships	St. Catharines, CAN	W8+	1
1998	World Rowing Championships	Cologne, GER	W8+	1
1997	World Rowing Championships	Lac d'Aiguebelette, FRA	W2-	2
1997	World Rowing Championships	Lac d'Aiguebelette, FRA	W8+	1

Further Personal Information

Marital status Married
Family husband: Valeriu
Languages Romanian
Education Physical Education

Sport Specific Information

Began rowing At age 13 in Romania.
Club/Team Botosani CS (ROU)
Coach Nicolae Gioga, Roman Mircea

General Interest

Hobbies Music, literature
Who is your hero / idol Nadia Comaneci, who (she says) is a great gymnast because she won everything and because she is a remarkable person.
Major awards / honours 1988: Romanian Athlete of the Year [with her women's eight crewmates]



Full bio results available on www.worldrowing.com powered by **RowingOne**

29. Media Guide © Copyright 2008 FISA & Infostrada Sports, all rights reserved > www.infostradasports.com



© World Rowing

Doina Ignat (ROU)

Place of birth Radauti Prut, ROU
Date of birth 20 Dec. 1968
Place of residence Bucharest, ROU
Height 181 cm

2007 Top 10 Rank 3

All Time Women's Rank at end of 2007 4

Edition	Competition	Venue	Event	Rank
2007	World Rowing Championships	Munich, GER	W8+	2
2004	Olympic Games	Athens, GRE	W8+	1
2003	World Rowing Championships	Milan, ITA	W8+	2
2000	Olympic Games	Sydney, AUS	W8+	1
2000	Olympic Games	Sydney, AUS	W2-	1
1999	World Rowing Championships	St. Catharines, CAN	W8+	1
1998	World Rowing Championships	Cologne, GER	W2x	3
1998	World Rowing Championships	Cologne, GER	W8+	1
1997	World Rowing Championships	Lac d'Aiguebelette, FRA	W4-	2
1997	World Rowing Championships	Lac d'Aiguebelette, FRA	W8+	1
1996	World Rowing Championships Non-Olympic Events	Glasgow, Strathclyde, GBR	W4-	2
1996	Olympic Games	Atlanta, GA, USA	W8+	1
1995	World Rowing Championships	Tampere, FIN	W8+	2
1994	World Rowing Championships	Indianapolis, IN, USA	W8+	3
1993	World Rowing Championships	Racice, CZE	W8+	1
1992	Olympic Games	Barcelona, ESP	W4x	2
1991	World Rowing Championships	Vienna, AUT	W4x	3

Further Personal Information

Marital status Married
Family One daughter
Languages Romanian
Education Physical Education

Sport Specific Information

Began rowing In 1984
Club/Team CSA Steaua (Bucharest, ROU)
Coach Nicolae Gioga, Miroea Roman

General Interest

Hobbies Television and movies
Who is your hero / idol Gioga Nicolae. «He made me trust myself.»



Full bio results available on www.worldrowing.com powered by **RowingOne**



Viorica Susanu (ROU)

Place of birth Galati, ROU
Date of birth 29 Oct. 1975
Place of residence Galati, ROU
Height 185 cm

2007 Top 10 Rank 4

All Time Women's Rank at end of 2007 5

Edition	Competition	Venue	Event	Rank
2007	World Rowing Championships	Munich, GER	W8+	2
2007	World Rowing Championships	Munich, GER	W2-	3
2004	Olympic Games	Athens, GRE	W8+	1
2004	Olympic Games	Athens, GRE	W2-	1
2003	World Rowing Championships	Milan, ITA	W8+	2
2003	World Rowing Championships	Milan, ITA	W2-	3
2002	World Rowing Championships	Seville, ESP	W2-	1
2001	World Rowing Championships	Lucerne, SUI	W8+	2
2001	World Rowing Championships	Lucerne, SUI	W2-	1
2000	Olympic Games	Sydney, AUS	W8+	1
2000	Olympic Games	Sydney, AUS	W2-	1
1999	World Rowing Championships	St. Catharines, CAN	W8+	1
1998	World Rowing Championships	Cologne, GER	W8+	1
1997	World Rowing Championships	Lac d'Aiguebelette, FRA	W2-	2
1997	World Rowing Championships	Lac d'Aiguebelette, FRA	W8+	1

Further Personal Information

Marital status Single
Occupation Professor
Languages Romanian, English
Education Physical Education (Bacau, ROU)

Sport Specific Information

Began rowing At age 17 in Romania
Club/Team CSA Steaua, (Bucharest, ROU)
Coach Nicolae Gioga, Miroea Roman

General Interest

Hobbies Motorcycling
Who is your hero / idol Neil Armstrong, "for his courage to travel to the moon."
Major awards / honours 2000: Laureate Sport Award
 1999: Romanian Athlete of the Year [with her women's eight crewmates]
 1999: Laureate Sport Award
 1998: Laureate Sport Award
 1997: Laureate Sport Award



Full bio results available on www.worldrowing.com powered by **RowingOne**



Elena Georgescu (ROU)

Place of birth Bucharest, ROU
Date of birth 10 Apr. 1964
Place of residence Bucharest, ROU
Height 162 cm

2007 Top 10 Rank 5

All Time Women's Rank at end of 2007 7

Edition	Competition	Venue	Event	Rank
2007	World Rowing Championships	Munich, GER	W8+	2
2004	Olympic Games	Athens, GRE	W8+	1
2003	World Rowing Championships	Milan, ITA	W8+	2
2000	Olympic Games	Sydney, AUS	W8+	1
1999	World Rowing Championships	St. Catharines, CAN	W8+	1
1998	World Rowing Championships	Cologne, GER	W8+	1
1997	World Rowing Championships	Lac d'Aiguebelette, FRA	W8+	1
1996	Olympic Games	Atlanta, GA, USA	W8+	1
1992	Olympic Games	Barcelona, ESP	W8+	2
1991	World Rowing Championships	Vienna, AUT	W8+	3
1990	World Rowing Championships	Lake Barrington, AUS	W8+	1

Further Personal Information

Marital status Married
Languages Romanian
Education Physical Education

Sport Specific Information

Began rowing In 1979
Club/Team Dinamo Bucharest CS (Bucharest, ROU)
Coach Florian Grigore, Roman Miroea

General Interest

Hobbies Movies, travelling
Most memorable sporting achievement Winning gold at the Atlanta Olympic Games
Major awards / honours 1999: Romanian Athlete of the Year [with her women's eight crewmates]



Full bio results available on www.worldrowing.com powered by **RowingOne**



© 2006 Getty Images

Ekaterina Karsten (BLR)

Place of birth Osetcheno, BLR
Date of birth 02 June 1972
Place of residence Potsdam, GER
Height 185 cm

2007 Top 10 Rank 6

All Time Women's Rank at end of 2007 11

Edition	Competition	Venue	Event	Rank
2007	World Rowing Championships	Munich, GER	W1x	1
2006	World Rowing Championships	Eton, GBR	W1x	1
2005	World Rowing Championships	Gifu, JPN	W1x	1
2004	Olympic Games	Athens, GRE	W1x	2
2003	World Rowing Championships	Milan, ITA	W4x	2
2003	World Rowing Championships	Milan, ITA	W1x	3
2002	World Rowing Championships	Seville, ESP	W4x	3
2002	World Rowing Championships	Seville, ESP	W1x	2
2001	World Rowing Championships	Lucerne, SUI	W1x	3
2001	World Rowing Championships	Lucerne, SUI	W2x	3
2000	Olympic Games	Sydney, AUS	W1x	1
1999	World Rowing Championships	St. Catharines, CAN	W1x	1
1997	World Rowing Championships	Lac d'Aiguebelette, FRA	W1x	1
1996	Olympic Games	Atlanta, GA, USA	W1x	1
1992	Olympic Games	Barcelona, ESP	W4x	3
1991	World Rowing Championships	Vienna, AUT	W2x	3

Further Personal Information

Marital status Married
Family husband: Wilfried; daughter: Alexandra
Occupation Athlete
Languages German, Russian, Belarusian

Sport Specific Information

Began rowing At age 14
Club/Team Koelner RV (Cologne, GER)
Coach Anatoli Kviatkouski, Norbert Ladermann

General Interest

Hobbies Puzzles, knitting and reading
Major awards / honours 2006: Belarusian Sportswoman of the Year



Full bio results available on www.worldrowing.com powered by **RowingOne**



Manuela Lutze (GER)

Place of birth Blankenburg am Harz, GER
Date of birth 20 Mar. 1974
Place of residence Magdeburg, GER
Height 185 cm

2007 Top 10 Rank 7

All Time Women's Rank at end of 2007 13

Edition	Competition	Venue	Event	Rank
2007	World Rowing Championships	Munich, GER	W4x	2
2004	Olympic Games	Athens, GRE	W4x	1
2003	World Rowing Championships	Milan, ITA	W4x	3
2002	World Rowing Championships	Seville, ESP	W4x	1
2001	World Rowing Championships	Lucerne, SUI	W4x	1
2000	Olympic Games	Sydney, AUS	W4x	1
1999	World Rowing Championships	St. Catharines, CAN	W4x	1
1998	World Rowing Championships	Cologne, GER	W4x	1
1997	World Rowing Championships	Lac d'Aiguebelette, FRA	W4x	1

Further Personal Information

Marital status Single
Occupation Legal Professional
Languages German, English, Russian
Education Business Management

Sport Specific Information

Began rowing At age 14 in Germany
Club/Team RC Magdeburg (Magdeburg, GER)
Coach Jutta Lau, Roland Oesemann

General Interest

Hobbies Snowboarding, mountain biking



Full bio results available on www.worldrowing.com powered by **RowingOne**



Caroline Evers-Swindell (NZL)

Place of birth Hastings, NZL
Date of birth 10 Oct. 1978
Place of residence Cambridge, NZL
Height 179 cm

2007 Top 10 Rank = 8

All Time Women's Rank at end of 2007 = 44

Edition	Competition	Venue	Event	Rank
2007	World Rowing Championships	Munich, GER	W2x	2
2006	World Rowing Championships	Eton, GBR	W2x	3
2005	World Rowing Championships	Gifu, JPN	W2x	1
2004	Olympic Games	Athens, GRE	W2x	1
2003	World Rowing Championships	Milan, ITA	W2x	1
2002	World Rowing Championships	Seville, ESP	W2x	1
2001	World Rowing Championships	Lucerne, SUI	W4x	2
2001	World Rowing Championships	Lucerne, SUI	W2x	2

Further Personal Information

Languages English
Education Sociology

Sport Specific Information

Began rowing At age 14 in New Zealand.
Club / Team Hamilton Rowing Club (Hamilton, NZL)
Coach Richard Tonks

General Interest

Hobbies Skiing and ballroom dancing
Major awards / honours

- 2005: FISA Female Crew of the Year [with sister Georgina]
- 2003: FISA Female Crew of the Year [with sister Georgina]
- 2003: New Zealand Female Rower of the Year [with sister Georgina]
- 2003: Lonsdale Cup for most outstanding contribution to an Olympic or Commonwealth Games sport [with her sister Georgina]
- 2002: Waikato Sports Team Award [with sister Georgina]
- 2001: Halberg Award [with sister Georgina]



Full bio results available on www.worldrowing.com powered by **RowingOne**

35. Media Guide © Copyright 2008 FISA & Infostrada Sports, all rights reserved > www.infostradasports.com



Georgina Evers-Swindell (NZL)

Place of birth Hastings, NZL
 Date of birth 10 Oct. 1978
 Place of residence Cambridge, NZL
 Height 180 cm

2007 Top 10 Rank = 8

All Time Women's Rank at end of 2007 = 44

Edition	Competition	Venue	Event	Rank
2007	World Rowing Championships	Munich, GER	W2x	2
2006	World Rowing Championships	Eton, GBR	W2x	3
2005	World Rowing Championships	Gifu, JPN	W2x	1
2004	Olympic Games	Athens, GRE	W2x	1
2003	World Rowing Championships	Milan, ITA	W2x	1
2002	World Rowing Championships	Seville, ESP	W2x	1
2001	World Rowing Championships	Lucerne, SUI	W4x	2
2001	World Rowing Championships	Lucerne, SUI	W2x	2

Further Personal Information

Languages English
 Education Humanities

Sport Specific Information

Began rowing At age 18 in New Zealand
 Club/Team Hawkes Bay Rowing Club
 Coach Richard Tonks

General Interest

Major awards / honours
 2005: FISA Female Crew of the Year [with sister Caroline]
 2003: FISA Female Crew of the Year [with sister Caroline]
 2003: New Zealand Female Rower of the Year [with sister Caroline]
 2003: Lonsdale Cup for most outstanding contribution to an Olympic or Commonwealth Games sport [with sister Caroline]
 2002: Waikato Sports Team Award [with sister Caroline]
 2001: Halberg Award [with sister Caroline]



Full bio results available on www.worldrowing.com powered by RowingOne



Lesley Thompson (CAN)

Place of birth Toronto, CAN
Date of birth 20 Sept. 1959
Place of residence London, CAN
Height 160 cm

2007 Top 10 Rank 10

All Time Women's Rank at end of 2007 65

Edition	Competition	Venue	Event	Rank
2000	Olympic Games	Sydney, AUS	W8+	3
1999	World Rowing Championships	St. Catharines, CAN	W8+	3
1998	World Rowing Championships	Cologne, GER	W8+	3
1997	World Rowing Championships	Lac d'Aiguebelette, FRA	W8+	2
1996	Olympic Games	Atlanta, GA, USA	W8+	2
1992	Olympic Games	Barcelona, ESP	W8+	1
1991	World Rowing Championships	Vienna, AUT	W8+	1
1986	World Rowing Championships	Nottingham, GBR	W4+	3
1985	World Rowing Championships	Hazewinkel, BEL	W4+	3
1984	Olympic Games	Los Angeles, CA, USA	W4+	2

Further Personal Information

Marital status Married
Family husband: Paul
Occupation Teacher, Librarian
Education Physical Education

Sport Specific Information

Began rowing Originally competed in gymnastics at college before taking up rowing in 1978
Club / Team London Rowing Club (London, CAN)
Coach Alan Morrow, Carsten Hassing, Drew Harrison, Rudy Weiler

General Interest

Hobbies Scuba diving, cycling, running, home renovations and collecting antiques
Major awards / honours 1994: Inducted into Canada's Olympic Sports Hall of Fame



Full bio results available on www.worldrowing.com powered by **RowingOne**

37. Media Guide © Copyright 2008 FISA & Infostrada Sports, all rights reserved > www.infostradasports.com

2.3. Top 50 All Time Medal Table - OG & WCh - all events

Note:

These Medal Tables weight Olympic Gold medals three times higher than World Championship gold medals. This results in a number of Gold Medal Points that decide the sort order in the table.

Where athletes have the same number of Gold Medal Points, the ranking has been tie-broken based on Silver Medal Points and Bronze Medal Points. Also for Silver and Bronze medals the same weighing factor has been applied between Olympic Games and World Championships medals.

The columns Gold (G), Silver (S), Bronze (B) and Total display the actual number of medals won by an athlete.

All Time Top 50: Men and Women Combined

Rank	Person	Country	Total gold medal points	G	S	B	Total medal count	Event(s)	First medal	Last medal
1	Steve Redgrave	GBR	24	14	2	2	18	2+,2-,4+,4-	1984	2000
2	Matthew Pinsent	GBR	22	14	0	2	16	2+,2-,4+,4-	1989	2004
3	Kathrin Boron	GDR,GER	20	12	5	0	17	1x,2x,4x	1989	2007
4	Georgeta Andrunache	ROU	17	9	4	2	15	2-,8+	1997	2007
5	Elisabeta Lipa	ROU	16	6	11	4	21	1x,2-,2x,4-,4x,4x+,8+	1982	2004
6	Doina Ignat	ROU	16	8	6	3	17	2-,2x,4-,4x,8+	1991	2007
7	James Tomkins	AUS	16	10	0	1	11	2+,2-,4+,4-,8+	1986	2004
8	Giuseppe Di Capua	ITA	14	10	3	1	14	2+,L8+	1981	1993
9	Viorica Susanu	ROU	14	8	3	3	14	2-,2x,8+	1997	2007
10	Constanta Burcica	ROU	14	8	1	2	11	4x,8+,L1x,L2x	1990	2004
11	Carmine Abbagnale	ITA	13	9	4	1	14	2+	1981	1994
12	Elena Georgescu	ROU	13	7	3	1	11	8+	1990	2007
12	Giuseppe Abbagnale	ITA	13	9	3	1	13	2+	1981	1993
14	Siegfried Brietzke	GDR	13	7	1	0	8	2-,4-	1972	1980
15	Jana Sorgers	GDR,GER	13	9	0	0	9	2x,4x	1986	1996
16	Marnie McBean	CAN	12	6	4	2	12	1x,2-,2x,4-,4x,8+	1991	1998
17	Eskild Ebbesen	DEN	12	8	3	1	12	L4-,L8+	1993	2004
18	Kathleen Heddle	CAN	12	6	2	1	9	2-,2x,4x,8+	1991	1996
19	Stephan Volkert	GER	12	8	1	2	11	2x,4x	1992	2003
20	James Cracknell	GBR	12	8	0	0	8	2+,2-,4-	1997	2004
21	Ekaterina Karsten	URS,EUN,BLR	11	7	3	6	16	1x,2x,4x	1991	2007
22	Pertti Karppinen	FIN	11	5	3	1	9	1x,2x	1976	1987
23	André Willms	GER	11	7	2	2	11	1x,2x,4x	1992	2003
24	Liliana Gafencu	ROU	11	5	2	1	8	2x,4-,8+	1996	2004
25	Agostino Abbagnale	ITA	11	5	2	0	7	2x,4x,8+	1985	2002

26	Andreas Hajek	GDR,GER	11	7	1	4	12	2x,4x	1986	2002
27	Thomas Lange	GDR,GER	11	7	1	2	10	1x,2x	1983	1996
28	Drew Ginn	AUS	11	7	1	1	9	2-,4+,4-,8+	1996	2007
28	Manuela Lutze	GER	11	7	1	1	9	4x	1997	2007
30	Kerstin Köppen	GDR,GER	11	7	1	0	8	2x,4x	1990	1997
31	Veronica Cochela-	ROU	10	6	7	4	17	2-,2x,4x,8+	1985	2000
	Cogeanu									
32	Ioana Olteanu	ROU	10	6	3	2	11	2x,4-,8+	1992	2000
33	Rodica Arba-Puscatu	ROU	10	6	2	3	11	2-,4+,8+	1980	1988
34	Mike McKay	AUS	10	6	2	1	9	2-,4+,4-,8+	1986	2004
35	Thomas Ebert	DEN	10	8	1	2	11	L2-,L4-	1995	2005
36	Andreas Decker	GDR	10	6	1	0	7	4-	1974	1980
36	Birgit Peter	GDR,GER	10	6	1	0	7	1x,2x,4x	1985	1992
36	Stefan Semmler	GDR	10	6	1	0	7	4-	1974	1980
36	Wolfgang Mager	GDR	10	6	1	0	7	2-,4-	1972	1979
40	Bernd Landvoigt	GDR	10	6	0	1	7	2-,8+	1972	1980
40	Jörg Landvoigt	GDR	10	6	0	1	7	2-,8+	1972	1980
42	Nicholas Green	AUS	10	6	0	0	6	2+,4+,4-	1990	1998
42	Roswietha Zobelt	GDR	10	6	0	0	6	2x,4x+	1974	1980
42	Ulrich Karnatz	GDR	10	6	0	0	6	8+	1975	1980
42	Vyacheslav Ivanov	URS	10	4	0	0	4	1x	1956	1964
46	Jack Beresford Jr.	GBR	9	3	2	0	5	1x,2x,4-,8+	1920	1936
47	Olga Bularda-Homeghi	ROU	9	5	3	3	11	2-,2x,4+,4x+,8+	1979	1988
48	Ullrich Diessner	GDR	9	7	2	0	9	2+,4+	1974	1983
49	Katrin Rutschow-	GER	9	5	3	2	10	1x,4x	1994	2004
	Stomporowski									
50	Francesco Esposito	ITA	9	9	1	1	11	L2x,L4x	1980	1994

All Time Top 50 Men

Rank	Person	Country	Total gold medal points	G	S	B	Total medal count	Event(s)	First medal	Last medal
1	Steve Redgrave	GBR	24	14	2	2	18	2+,2-,4+,4-	1984	2000
2	Matthew Pinsent	GBR	22	14	0	2	16	2+,2-,4+,4-	1989	2004
3	James Tomkins	AUS	16	10	0	1	11	2+,2-,4+,4-,8+	1986	2004
4	Giuseppe Di Capua	ITA	14	10	3	1	14	2+,L8+	1981	1993
5	Carmine Abbagnale	ITA	13	9	4	1	14	2+	1981	1994
6	Giuseppe Abbagnale	ITA	13	9	3	1	13	2+	1981	1993
7	Siegfried Brietzke	GDR	13	7	1	0	8	2-,4-	1972	1980
8	Eskild Ebbesen	DEN	12	8	3	1	12	L4-,L8+	1993	2004
9	Stephan Volkert	GER	12	8	1	2	11	2x,4x	1992	2003
10	James Cracknell	GBR	12	8	0	0	8	2+,2-,4-	1997	2004
11	Pertti Karppinen	FIN	11	5	3	1	9	1x,2x	1976	1987
12	André Willms	GER	11	7	2	2	11	1x,2x,4x	1992	2003
13	Agostino Abbagnale	ITA	11	5	2	0	7	2x,4x,8+	1985	2002
14	Andreas Hajek	GDR,GER	11	7	1	4	12	2x,4x	1986	2002
15	Thomas Lange	GDR,GER	11	7	1	2	10	1x,2x	1983	1996
16	Drew Ginn	AUS	11	7	1	1	9	2-,4+,4-,8+	1996	2007
17	Mike McKay	AUS	10	6	2	1	9	2-,4+,4-,8+	1986	2004
18	Thomas Ebert	DEN	10	8	1	2	11	L2-,L4-	1995	2005
19	Andreas Decker	GDR	10	6	1	0	7	4-	1974	1980
19	Stefan Semmler	GDR	10	6	1	0	7	4-	1974	1980
19	Wolfgang Mager	GDR	10	6	1	0	7	2-,4-	1972	1979
22	Bernd Landvoigt	GDR	10	6	0	1	7	2-,8+	1972	1980
22	Jörg Landvoigt	GDR	10	6	0	1	7	2-,8+	1972	1980
24	Nicholas Green	AUS	10	6	0	0	6	2+,4+,4-	1990	1998
24	Ulrich Karnatz	GDR	10	6	0	0	6	8+	1975	1980
24	Vyacheslav Ivanov	URS	10	4	0	0	4	1x	1956	1964
27	Jack Beresford Jr.	GBR	9	3	2	0	5	1x,2x,4-,8+	1920	1936
28	Ullrich Diessner	GDR	9	7	2	0	9	2+,4+	1974	1983
29	Francesco Esposito	ITA	9	9	1	1	11	L2x,L4x	1980	1994
30	Friedrich-Wilhelm Ulrich	GDR	9	5	1	0	6	2+,8+	1975	1980
31	Dieter Wendisch	GDR	9	5	0	0	5	4+,8+	1975	1980
31	Gottfried Döhn	GDR	9	5	0	0	5	4+,8+	1975	1980
31	John Kelly Sr.	USA	9	3	0	0	3	1x,2x	1920	1924
31	Paul Costello	USA	9	3	0	0	3	2x	1920	1928
35	Joachim Dreifke	GDR	8	6	3	1	10	1x,2x,4x	1974	1983
36	Robert Sycz	POL	8	4	3	1	8	L2x	1997	2005
37	Harald Jährling	GDR	8	4	3	0	7	2+,4+,8+	1976	1983
37	Tomasz Kucharski	POL	8	4	3	0	7	L2x	1997	2004
39	Karl-Heinz Bussert	GDR	8	6	2	0	8	4x	1976	1985

39	Thomas Poulsen	DEN	8	6	2	0	8	L4-,L8+	1992	1999
41	Andy Holmes	GBR	8	4	1	1	6	2+,2-,4+	1984	1988
42	Andrea Re	ITA	8	8	1	2	11	L4-,L8+	1984	1995
43	Daniele Gilardoni	ITA	8	8	1	0	9	L4x	1999	2007
44	Dieter Grahn	GDR	8	4	0	0	4	4-	1966	1972
44	Dieter Schubert	GDR	8	4	0	0	4	4-	1966	1972
44	Frank Forberger	GDR	8	4	0	0	4	4-	1966	1972
44	Frank Rühle	GDR	8	4	0	0	4	4-	1966	1972
48	Iztok Cop	YUG,SLO	7	5	6	4	15	1x,2-,2x,4x	1991	2007
49	Alf Hansen	NOR	7	5	4	1	10	2x,4x	1974	1988
50	Klaus-Dieter Ludwig	GDR	7	5	4	0	9	2+,4+,8+	1966	1983

All Time Top 50: Women

Rank	Person	Country	Total gold medal points	G	S	B	Total medal count	Event(s)	First medal	Last medal
1	Kathrin Boron	GDR,GER	20	12	5	0	17	1x,2x,4x	1989	2007
2	Georgeta Andrunache	ROU	17	9	4	2	15	2-,8+	1997	2007
3	Elisabeta Lipa	ROU	16	6	11	4	21	1x,2-,2x,4-,4x,4x+,8+	1982	2004
4	Doina Ignat	ROU	16	8	6	3	17	2-,2x,4-,4x,8+	1991	2007
5	Viorica Susanu	ROU	14	8	3	3	14	2-,2x,8+	1997	2007
6	Constanta Burcica	ROU	14	8	1	2	11	4x,8+,L1x,L2x	1990	2004
7	Elena Georgescu	ROU	13	7	3	1	11	8+	1990	2007
8	Jana Sorgers	GDR,GER	13	9	0	0	9	2x,4x	1986	1996
9	Marnie McBean	CAN	12	6	4	2	12	1x,2-,2x,4-,4x,8+	1991	1998
10	Kathleen Heddle	CAN	12	6	2	1	9	2-,2x,4x,8+	1991	1996
11	Ekaterina Karsten	URS,EUN,BLR	11	7	3	6	16	1x,2x,4x	1991	2007
12	Liliana Gafencu	ROU	11	5	2	1	8	2x,4-,8+	1996	2004
13	Manuela Lutze	GER	11	7	1	1	9	4x	1997	2007
14	Kerstin Köppen	GDR,GER	11	7	1	0	8	2x,4x	1990	1997
15	Veronica Cochela-Cogeanu	ROU	10	6	7	4	17	2-,2x,4x,8+	1985	2000
16	Ioana Olteanu	ROU	10	6	3	2	11	2x,4-,8+	1992	2000
17	Rodica Arba-Puscatu	ROU	10	6	2	3	11	2-,4+,8+	1980	1988
18	Birgit Peter	GDR,GER	10	6	1	0	7	1x,2x,4x	1985	1992
19	Roswietha Zobelt	GDR	10	6	0	0	6	2x,4x+	1974	1980
20	Olga Bularda-Homeghi	ROU	9	5	3	3	11	2-,2x,4+,4x+,8+	1979	1988
21	Katrin Rutschow-Stomporowski	GER	9	5	3	2	10	1x,4x	1994	2004
22	Ilona Richter	GDR	9	5	1	0	6	4+,8+	1974	1980
23	Jana Thieme	GDR,GER	9	7	0	1	8	1x,2x,4x	1989	2000
23	Kerstin El Qalqli	GER	9	5	0	1	6	2x,4x	1999	2004
25	Jutta Lau	GDR	9	5	0	0	5	4x+	1974	1980
25	Liane Buhr-Weigelt	GDR	9	5	0	0	5	4x+	1974	1980
27	Jessica Monroe	CAN	8	4	1	0	5	4-,8+	1991	1996
28	Marioara Popescu	ROU	8	4	2	3	9	1x,2x,4-,8+	1983	2000
29	Jutta Behrendt	GDR	8	6	2	0	8	1x,2x,4x,4x+	1981	1989
29	Marina Wilke	GDR	8	4	2	0	6	4+,8+	1975	1980
31	Kristina Mundt	GDR,GER	8	4	1	0	5	4x	1985	1994
32	Brenda Taylor	CAN	8	4	0	0	4	4-,8+	1991	1992
32	Kirsten Barnes	CAN	8	4	0	0	4	4-,8+	1991	1992
32	Meike Evers	GER	8	4	0	0	4	2x,4x	1997	2004
35	Angelika Noack	GDR	7	5	2	0	7	2-,4+	1974	1980
36	Elena Teryoshina	URS	7	7	1	1	9	8+	1978	1987
37	Marita Gasch	GDR	7	5	2	0	7	2-,4+,8+	1977	1983

38	Karin Metze	GDR	7	3	1	2	6	4+,8+	1976	1983
39	Christiane Köpke-Knetsch	GDR	7	3	1	0	4	8+	1975	1980
39	Gabriele Kühn-Lohs	GDR	7	3	1	0	4	4+,8+	1976	1980
41	Beate Schramm	GDR,GER	7	5	0	0	5	2x,4x	1986	1991
41	Christine Hahn- Scheiblich	GDR	7	5	0	0	5	1x	1974	1978
43	Ecaterina Oancia	ROU	6	4	1	4	9	4+,4x+,8+	1981	1989
44	Caroline Evers-Swindell	NZL	6	4	3	1	8	2x,4x	2001	2007
44	Georgina Evers-Swindell	NZL	6	4	3	1	8	2x,4x	2001	2007
46	Larisa Popova	URS	6	4	1	0	5	2x,4x+	1976	1983
47	Ute Schell	GDR,GER	6	4	2	3	9	4-,4x+,8+	1974	1994
48	Angela Alupei	ROU	6	2	1	3	6	8+,L2x	1994	2004
49	Ute Steindorf	GDR	6	4	0	1	5	2-,8+	1977	1982
50	Bianka Schwede	GDR	6	4	0	0	4	4+,8+	1974	1977
50	Kay Worthington	CAN	6	2	0	0	2	4-,8+	1992	1992
50	Sybille Schmidt	GDR,GER	6	4	0	0	4	4x	1989	1992

3. Olympic Games

3.1. Historical Results

3.1.1. Olympic Games 1980-2004 (Top 3 crews)

Men

Men's Single Sculls (M1x)

Year	Location	1st	T	2nd	T	3rd	T
2004	Athens (GRE)	Norway (NOR) Olaf Tufte	6:49.30	Estonia (EST) Jueri Jaanson	6:51.42	Bulgaria (BUL) Ivo Yanakiev	6:52.80
2000	Sydney (AUS)	New Zealand (NZL) Rob Waddell	6:48.90	Switzerland (SUI) Xeno Müller	6:50.55	Germany (GER) Marcel Hacker	6:50.83
1996	Atlanta, GA (USA)	Switzerland (SUI) Xeno Müller	6:44.85	Canada (CAN) Derek Porter	6:47.45	Germany (GER) Thomas Lange	6:47.72
1992	Barcelona (ESP)	Germany (GER) Thomas Lange	6:51.40	Czechoslovakia (TCH) Vaclav Chalupa	6:52.93	Poland (POL) Kajetan Broniewski	6:56.82
1988	Seoul (KOR)	East Germany (GDR) Thomas Lange	6:49.86	West Germany (FRG) Peter-Michael Kolbe	6:54.77	New Zealand (NZL) Eric Verdonk	6:58.66
1984	Los Angeles, CA (USA)	Finland (FIN) Pertti Karppinen	7:00.24	West Germany (FRG) Peter-Michael Kolbe	7:02.19	Canada (CAN) Robert Mills	7:10.38
1980	Moscow (URS)	Finland (FIN) Pertti Karppinen	7:09.61	Soviet Union (URS) Vasilij Yakusha	7:11.66	East Germany (GDR) Peter Kersten	7:14.88

Men's Pair (M2-)

Year	Location	1st	T	2nd	T	3rd	T
2004	Athens (GRE)	Australia (AUS) Drew Ginn James Tomkins	6:30.76	Croatia (CRO) Sinisa Skelin Niksa Skelin	6:32.64	South Africa (RSA) Donovan Cech Ramon Di Clemente	6:33.40
2000	Sydney (AUS)	France (FRA) Michel Andrieux Jean-Christophe Rolland	6:32.97	United States (USA) Ted Murphy Sebastian Bea	6:33.80	Australia (AUS) Matthew Long James Tomkins	6:34.26
1996	Atlanta, GA (USA)	Great Britain (GBR) Steve Redgrave Matthew Pinsent	6:20.09	Australia (AUS) David Weightman Robert Scott	6:21.02	France (FRA) Michel Andrieux Jean-Christophe Rolland	6:22.15
1992	Barcelona (ESP)	Great Britain (GBR) Steve Redgrave Matthew Pinsent	6:27.72	Germany (GER) Peter Hölzzenbein Colin von Eittinghausen	6:32.68	Slovenia (SLO) Iztok Cop Denis Zvegelj	6:33.43
1988	Seoul (KOR)	Great Britain (GBR) Andy Holmes Steve Redgrave	6:36.84	Romania (ROU) Dragos Neagu Danut Dobre	6:38.06	Yugoslavia (YUG) Bojan Preseren Sadik Mujkic	6:41.01
1984	Los Angeles, CA (USA)	Romania (ROU) Petru Iosub Valer Toma	6:45.39	Spain (ESP) Fernando Climent Luis Lasúrtegui	6:48.47	Norway (NOR) Hans-Magnus Grepperud Sverre Løken	6:51.81
1980	Moscow (URS)	East Germany (GDR) Jörg Landvoigt Bernd Landvoigt	6:48.01	Soviet Union (URS) Nikolay Pimenov Yuriy Pimenov	6:50.50	Great Britain (GBR) Charles Wiggin Malcolm Carmichael	6:51.47

Men's Double Sculls (M2x)

Year	Location	1st	T	2nd	T	3rd	T
2004	Athens (GRE)	France (FRA) Sébastien Vieilledent Adrien Hardy	6:29.00	Slovenia (SLO) Luka Spik Iztok Cop	6:31.72	Italy (ITA) Rossano Galtarossa Alessio Sartori	6:32.93
2000	Sydney (AUS)	Slovenia (SLO) Luka Spik Iztok Cop	6:16.63	Norway (NOR) Olaf Tufte Fredrik Bekken	6:17.98	Italy (ITA) Giovanni Calabrese Nicola Sartori	6:20.49
1996	Atlanta, GA (USA)	Italy (ITA) Davide Tizzano Agostino Abbagnale	6:16.98	Norway (NOR) Kjetil Undset Steffen Størseth	6:18.42	France (FRA) Frédéric Kowal Samuel Barathay	6:19.85
1992	Barcelona (ESP)	Australia (AUS) Stephen Hawkins Peter Antonie	6:17.32	Austria (AUT) Arnold Jonke Christophe Zerbst	6:18.42	Netherlands (NED) Henk-Jan Zwolle Nico Rienks	6:22.82
1988	Seoul (KOR)	Netherlands (NED) Ronald Florijn Nico Rienks	6:21.13	Switzerland (SUI) Beat Schwertmann Ueli Bodenmann	6:22.59	Soviet Union (URS) Alexander Marchenko Vasilij Yakusha	6:22.87
1984	Los Angeles, CA (USA)	United States (USA) Bradley Lewis Paul Enquist	6:36.87	Belgium (BEL) Pierre-Marie Deloof Dirk Crois	6:38.19	Yugoslavia (YUG) Zoran Pancic Milorad Stanulov	6:39.59
1980	Moscow (URS)	East Germany (GDR) Joachim Dreifke Klaus Kröppelien	6:24.33	Yugoslavia (YUG) Zoran Pancic Milorad Stanulov	6:26.34	Czechoslovakia (TCH) Zdenek Pecka Václav Vochoska	6:29.07

Men's Four (M4-)

Year	Location	1st	T	2nd	T	3rd	T
2004	Athens (GRE)	Great Britain (GBR) Steve Williams James Cracknell Edward Coode Matthew Pinsent	6:06.98	Canada (CAN) Cameron Baerg Tom Herschmiller Jake Wetzel Barney Williams	6:07.06	Italy (ITA) Lorenzo Porzio Dario Dentale Luca Agamennoni Raffaello Leonardo	6:10.41
2000	Sydney (AUS)	Great Britain (GBR) James Cracknell Steve Redgrave Tim Foster Matthew Pinsent	5:56.24	Italy (ITA) Valter Molea Riccardo dei Rossi Lorenzo Carboncini Carlo Mornati	5:56.62	Australia (AUS) James Stewart Ben Dodwell Geoff Stewart Bo Hanson	5:57.61
1996	Atlanta, GA (USA)	Australia (AUS) Drew Ginn Nicholas Green James Tomkins Mike McKay	6:06.37	France (FRA) Gilles Bosquet Bertrand Vecten Daniel Fauche Olivier Moncelet	6:07.03	Great Britain (GBR) Rupert Obholzer Greg Searle Jonny Searle Tim Foster	6:07.28
1992	Barcelona (ESP)	Australia (AUS) Andrew Cooper Mike McKay Nicholas Green James Tomkins	5:55.04	United States (USA) Doug Burden Jeffrey McLaughlin Thomas Bohrer Patrick Manning	5:56.68	Slovenia (SLO) Janez Klemencic Saso Mirjanic Milan Jansa Sadik Mujkic	5:58.24
1988	Seoul (KOR)	East Germany (GDR) Roland Schröder Thomas Greiner Ralf Brudel Olaf Förster	6:03.11	United States (USA) Raoul Rodriguez Thomas Bohrer David Krmpotich Richard Kennelly	6:05.53	West Germany (FRG) Norbert Kesslau Jörg Puttlitz Volker Grabow Guido Grabow	6:06.22
1984	Los Angeles, CA (USA)	New Zealand (NZL) Leslie O'Connell Shane O'Brien Conrad Robertson Keith Trask	6:03.48	United States (USA) David Clark John Smith Philip Stekl Alan Forney	6:06.10	Denmark (DEN) Michael Jessen Lars Nielsen Per Rasmussen Erik Christiansen	6:07.72
1980	Moscow (URS)	East Germany (GDR) Siegfried Brietzke Andreas Decker Stefan Semmler Jürgen Thiele	6:08.17	Soviet Union (URS) Aleksy Kamkin Valeriy Dolinin Aleksandr Kulagin Vitaliy Yeliseyev	6:11.81	Great Britain (GBR) John Beattie Ian McNuff David Townsend Martin Cross	6:16.58

Men's Lightweight Double Sculls (LM2x)

Year	Location	1st	T	2nd	T	3rd	T
2004	Athens (GRE)	Poland (POL) Tomasz Kucharski Robert Sycz	6:20.93	France (FRA) Frédéric Dufour Pascal Tournon	6:21.46	Greece (GRE) Vasileios Polymeros Nikolaos Skiathitis	6:23.23
2000	Sydney (AUS)	Poland (POL) Tomasz Kucharski Robert Sycz	6:21.75	Italy (ITA) Elia Luini Leonardo Pettinari	6:23.47	France (FRA) Pascal Tournon Thibaud Chapelle	6:24.85
1996	Atlanta, GA (USA)	Switzerland (SUI) Markus Gier Michael Gier	6:23.47	Netherlands (NED) Maarten van der Linden Pepijn Aardewijn	6:26.48	Australia (AUS) Anthony Edwards Bruce Hick	6:26.69

Men's Lightweight Four (LM4-)

Year	Location	1st	T	2nd	T	3rd	T
2004	Athens (GRE)	Denmark (DEN) Hans Thor Kristensen Thomas Ebert Stephan Mølvig Eskild Ebbesen	6:01.39	Australia (AUS) Glen Loftus Anthony Edwards Ben Cureton Simon Burgess	6:02.79	Italy (ITA) Lorenzo Bertini Catello Amarante Salvatore Amitrano Bruno Mascarenhas	6:03.74
2000	Sydney (AUS)	France (FRA) Laurent Porchier Jean-Christophe Bette Yves Hocde Xavier Dorfman	6:01.68	Australia (AUS) Simon Burgess Anthony Edwards Darren Balmforth Robert Richards	6:02.09	Denmark (DEN) Søren Madsen Thomas Ebert Eskild Ebbesen Victor Feddersen	6:03.51
1996	Atlanta, GA (USA)	Denmark (DEN) Niels Henriksen Thomas Poulsen Eskild Ebbesen Victor Feddersen	6:09.58	Canada (CAN) Jeff Lay Dave Boyes Gavin Hassett Brian Peaker	6:10.13	United States (USA) David Collins Jeff Pfaendtner Marc Schneider Bill Carlucci	6:12.29

Men's Quadruple Sculls (M4x)

Year	Location	1st	T	2nd	T	3rd	T
2004	Athens (GRE)	Russia (RUS) Sergei Fedorovtsev Igor Kravtsov Alekssei Svirin Nikolai Spinev	5:56.85	Czech Republic (CZE) David Kopriva Tomas Karas Jakub Hanak David Jirka	5:57.43	Ukraine (UKR) Sergiy Grin Sergiy Biloushchenko Oleg Likov Leonid Shaposhnikov	5:58.87
2000	Sydney (AUS)	Italy (ITA) Agostino Abbagnale Alessio Sartori Rossano Galtarossa Simone Raineri	5:45.56	Netherlands (NED) Jochem Verberne Dirk Lippits Diederik Simon Michiel Bartman	5:47.91	Germany (GER) Marco Geisler Andreas Hajek Stephan Volkert André Willms	5:48.64
1996	Atlanta, GA (USA)	Germany (GER) André Steiner Andreas Hajek Stephan Volkert André Willms	5:56.93	United States (USA) Tim Young Eric Mueller Brian Jamieson Jason Gailles	5:59.10	Australia (AUS) Janusz Hooker Ronald Snook Duncan Free Bo Hanson	6:01.65
1992	Barcelona (ESP)	Germany (GER) André Willms Andreas Hajek Stephan Volkert Michael Steinbach	5:45.17	Norway (NOR) Lars Bjønness Rolf Thorsen Kjetil Undset Per Albert Sætersdal	5:47.09	Italy (ITA) Gianluca Farina Rossano Galtarossa Alessandro Corona Filippo Soffici	5:47.33
1988	Seoul (KOR)	Italy (ITA) Piero Poli Gianluca Farina Davide Tizzano Agostino Abbagnale	5:53.37	Norway (NOR) Lars Bjønness Vetle Vinje Rolf Thorsen Alf Hansen	5:55.08	East Germany (GDR) Steffen Bogs Steffen Zühlke Heiko Habermann Jens Köppen	5:56.13
1984	Los Angeles, CA (USA)	West Germany (FRG) Albert Hedderich Raimund Hörmann Dieter Wiedenmann Michael Dürsch	5:57.55	Australia (AUS) Paul Reedy Gary Gullock Timothy McLaren Anthony Lovrich	5:57.98	Canada (CAN) Doug Hamilton Mike Hughes Phil Monckton Bruce Ford	5:59.07
1980	Moscow (URS)	East Germany (GDR) Frank Dunder Karsten Bunk Uwe Heppner Martin Winter	5:49.81	Soviet Union (URS) Yuriy Shapochka Yevgeniy Barbakov Valeriy Kleshnyov Nikolay Dovgan	5:51.47	Bulgaria (BUL) Mincho Nikolov Lyubomir Petrov Ivo Rusev Rogdan Dobrev	5:52.38

Men's Eight (M8+)

Year	Location	1st	T	2nd	T	3rd	T
2004	Athens (GRE)	United States (USA) Jason Read Wyatt Allen Chris Ahrens Joseph Hansen Matthew Deakin Dan Beery Beau Hoopman Bryan Volpenhein Pete Cipollone	5:42.48	Netherlands (NED) Matthijs Vellenga Gijs Vermeulen Jan-Willem Gabriels Daniel Mensch Geert Jan Derksen Gerritjan Eggenkamp Diederik Simon Michiel Bartman Chun Wei Cheung	5:43.75	Australia (AUS) Stefan Szczerowski Stuart Reside Stuart Welch James Stewart Geoff Stewart Bo Hanson Mike McKay Stephen Stewart Michael Toon	5:45.38
2000	Sydney (AUS)	Great Britain (GBR) Andrew Lindsay Ben Hunt-Davis Simon Dennis Louis Attrill Luka Grubor Kieran West Fred Scarlett Steve Trapmore Rowley Douglas	5:33.08	Australia (AUS) Christian Ryan Alastair Gordon Nick Porzig Robert Jahrling Mike McKay Stuart Welch Daniel Burke Jaime Fernandez Brett Hayman	5:33.88	Croatia (CRO) Igor Francetic Tihomir Frankovic Tomislav Smoljanovic Niksa Skelin Sinisa Skelin Krešimir Culjak Igor Boraska Branimir Vujevic Silvijo Petrisko	5:34.85
1996	Atlanta, GA (USA)	Netherlands (NED) Henk-Jan Zwolle Ronald Florijn Niels van Steenis Niels van der Zwan Koos Maasdijk Michiel Bartman Diederik Simon Nico Rienks Jeroen Duyster	5:42.74	Germany (GER) Wolfram Huhn Ulrich Viefers Thorsten Streppelhoff Frank Richter Marc Weber Detlef Kirchhoff Mark Kleinschmidt Roland Baar Peter Thiede	5:44.58	Russia (RUS) Anton Chermashentsev Pavel Melnikov Roman Monchenko Nikolai Aksyonov Vladimir Volodenkov Dmitri Rozinkevich Andrei Glukhov Sergey Matveyev Aleksandr Lukyanov	5:45.77
1992	Barcelona (ESP)	Canada (CAN) John Wallace Bruce Robertson Michael Forgeron Darren Barber Robert Marland Michael Rascher Andrew Crosby Derek Porter Terrence Paul	5:29.53	Romania (ROU) Ioan Vizitiu Danut Dobre Gabriel Marin Iulica Ruican Viorel Talapan Vasile Dorel Nastase Valentin Robu Vasile Mastacan Marin Gheorghe	5:29.67	Germany (GER) Frank Richter Thorsten Streppelhoff Detlef Kirchhoff Armin Eichholz Bahne Rabe Hans Sennewald Ansgar Wessling Roland Baar Manfred Klein	5:31.00

1988	Seoul (KOR)	West Germany (FRG) Thomas Möllenkamp Matthias Mellinghaus Eckhardt Schultz Ansgar Wessling Armin Eichholz Thomas Domian Wolfgang Männig Bahne Rabe Manfred Klein	5:46.05	Soviet Union (URS) Veniamin But Nikolay Komarov Vasily Tikhonov Aleksandr Dumchev Pavel Gurkovsky Viktor Diduk Viktor Omelyanovich Andrey Vasilyev Aleksandr Lukyanov	5:48.01	United States (USA) Doug Burden Jeffrey McLaughlin Peter Nordell Ted Patton John Pescatore John Rusher John Smith Mike Teti Seth Bauer	5:48.26
1984	Los Angeles, CA (USA)	Canada (CAN) Patrick Turner Kevin Neufeld Mark Evans Grant Main Paul Steele Michael Evans Dean Crawford Blair Horn Brain McMahon	5:41.32	United States (USA) Walter Lubsen Andrew Sudduth John Terwilliger Christopher Penny Thomas Darling Earl Borchelt Charles Clapp Bruce Ibbetson Robert Jaugstetter	5:41.74	Australia (AUS) Craig Muller Clyde Hefer Sam Patten Timothy Willoughby Ian Edmunds James Battersby Ion Popa Steven Evans Gavin Thredgold	5:43.40
1980	Moscow (URS)	East Germany (GDR) Bernd Krauss Hans-Peter Koppe Ulrich Kons Jörg Friedrich Jens Doberschütz Ulrich Karnatz Uwe Dühring Bernd Höing Klaus-Dieter Ludwig	5:49.05	Great Britain (GBR) Duncan McDougall Allan Whitwell Henry Clay Chris Mahoney Andrew Justice John Pritchard Malcolm McGowan Richard Stanhope Colin Moynihan	5:51.92	Soviet Union (URS) Viktor Kakoshin Andryj Tischchenko Aleksandr Tkatchenko Jonas Pinskus Jonas Narmontas Andrey Lugin Aleksandr Mantsevich Igor Maistrenko Grigoriy Dmitrenko	5:52.66

Men's Coxed Pair (M2+)

Year	Location	1st	T	2nd	T	3rd	T
1992	Barcelona (ESP)	Great Britain (GBR) Jonny Searle Greg Searle Garry Herbert	6:49.83	Italy (ITA) Carmine Abbagnale Giuseppe Abbagnale Giuseppe Di Capua	6:50.98	Romania (ROU) Dumitru Popescu Nicolai Taga Dumitru Raducanu	6:51.58
1988	Seoul (KOR)	Italy (ITA) Carmine Abbagnale Giuseppe Abbagnale Giuseppe Di Capua	6:58.79	East Germany (GDR) Mario Streit Detlef Kirchhoff René Rensch	7:00.63	Great Britain (GBR) Andy Holmes Steve Redgrave Patrick Sweeney	7:01.95
1984	Los Angeles, CA (USA)	Italy (ITA) Carmine Abbagnale Giuseppe Abbagnale Giuseppe Di Capua	7:05.99	Romania (ROU) Dumitru Popescu Vasile Tomoiaga Dumitru Raducanu	7:11.21	United States (USA) Kevin Still Robert Espeseth Douglas Herland	7:12.81
1980	Moscow (URS)	East Germany (GDR) Harald Jährling Friedrich-Wilhelm Ulrich Georg Spohr	7:02.54	Soviet Union (URS) Viktor Pereverzev Gennadiy Kryuchkin Aleksandr Lukyanov	7:03.35	Yugoslavia (YUG) Dusko Mrduljas Zlatko Celent Josip Reic	7:04.92

Men's Coxed Four (M4+)

Year	Location	1st	T	2nd	T	3rd	T
1992	Barcelona (ESP)	Romania (ROU) Viorel Talapan Iulica Ruican Dumitru Popescu Nicolai Taga Dumitru Raducanu	5:59.37	Germany (GER) Uwe Kellner Ralf Brudel Thoralf Peters Karsten Finger Hendrik Reiher	6:00.34	Poland (POL) Jacek Streich Wojciech Jankowski Tomasz Tomiak Maciej Lasicki Michal Cieslak	6:03.27
1988	Seoul (KOR)	East Germany (GDR) Frank Klawonn Bernd Eichwurz Bernd Niesecke Karsten Schmeling Hendrik Reiher	6:10.74	Romania (ROU) Dumitru Popescu Ioan Snep Valentin Robu Vasile Tomoiaga Ladislav Lovrenski	6:13.58	New Zealand (NZL) George Keys Ian Wright Gregory Johnston Christopher White Andrew Bird	6:15.78
1984	Los Angeles, CA (USA)	Great Britain (GBR) Martin Cross Richard Budgett Andy Holmes Steve Redgrave Adrian Ellison	6:18.64	United States (USA) Thomas Kiefer Gregory Springer Michael Bach Edward Ives John Stillings	6:20.28	New Zealand (NZL) Kevin Lawton Donald Symon Barrie Mabbott Ross Tong Brett Hollister	6:23.68
1980	Moscow (URS)	East Germany (GDR) Dieter Wendisch Ullrich Diessner Walter Diessner Gottfried Döhn Andreas Gregor	6:14.51	Soviet Union (URS) Arturs Garonskis Dimant Krisianis Dzintars Krisianis Georges Tikmers Yuris Berzynsh	6:19.05	Poland (POL) Grzegorz Stellak Adam Tomasiak Grzegorz Nowak Ryszard Stadniuk Ryszard Kubiak	6:22.52

Women

Women's Single Sculls (W1x)

Year	Location	1st	T	2nd	T	3rd	T
2004	Athens (GRE)	Germany (GER) Katrin Rutschow-Stomporowski	7:18.12	Belarus (BLR) Ekaterina Karsten	7:22.04	Bulgaria (BUL) Rumyana Neykova	7:23.10
2000	Sydney (AUS)	Belarus (BLR) Ekaterina Karsten	7:28.14	Bulgaria (BUL) Rumyana Neykova	7:28.15	Germany (GER) Katrin Rutschow-Stomporowski	7:28.99
1996	Atlanta, GA (USA)	Belarus (BLR) Ekaterina Khodatovich	7:32.21	Canada (CAN) Silken Laumann	7:35.15	Denmark (DEN) Trine Hansen	7:37.20
1992	Barcelona (ESP)	Romania (ROU) Elisabeta Lipa	7:25.54	Belgium (BEL) Annelies Bredael	7:26.64	Canada (CAN) Silken Laumann	7:28.85
1988	Seoul (KOR)	East Germany (GDR) Jutta Behrendt	7:47.19	United States (USA) Anne Marden	7:50.28	Bulgaria (BUL) Magdalena Georgieva	7:53.65
1984	Los Angeles, CA (USA)	Romania (ROU) Valeria Rosca-Racila	3:40.68	United States (USA) Charlotte Geer	3:43.89	Belgium (BEL) Ann Haesebrouck	3:45.72
1980	Moscow (URS)	Romania (ROU) Sanda Toma	3:40.69	Soviet Union (URS) Antonina Makhina	3:41.65	East Germany (GDR) Martina Schröter	3:43.54

Women's Pair (W2-)

Year	Location	1st	T	2nd	T	3rd	T
2004	Athens (GRE)	Romania (ROU) Georgeta Andrunache Viorica Susanu	7:06.55	Great Britain (GBR) Katherine Grainger Cath Bishop	7:08.66	Belarus (BLR) Yulia Bichik Natallia Helakh	7:09.86
2000	Sydney (AUS)	Romania (ROU) Georgeta Damian Doina Ignat	7:11.00	Australia (AUS) Rachel Taylor Kate Slatter	7:12.56	United States (USA) Missy Ryan Karen Kraft	7:13.00
1996	Atlanta, GA (USA)	Australia (AUS) Megan Still Kate Slatter	7:01.39	United States (USA) Missy Schwen Karen Kraft	7:01.78	France (FRA) Christine Gossé Hélène Cortin	7:03.82
1992	Barcelona (ESP)	Canada (CAN) Marnie McBean Kathleen Heddle	7:06.22	Germany (GER) Stefani Werremeier Ingeburg Schwerzmann	7:07.96	United States (USA) Anna Seaton Stephanie Maxwell-Pierson	7:08.11
1988	Seoul (KOR)	Romania (ROU) Rodica Arba-Puscatu Olga Bularda-Homeghi	7:28.13	Bulgaria (BUL) Radka Stoyanova Lalka Berberova	7:31.95	New Zealand (NZL) Nicola Payne Lynley Hannen	7:35.68
1984	Los Angeles, CA (USA)	Romania (ROU) Rodica Arba-Puscatu Elena Horvat	3:32.60	Canada (CAN) Betty Craig Tricia Smith	3:36.06	West Germany (FRG) Ellen Becker Iris Völkner	3:40.50
1980	Moscow (URS)	East Germany (GDR) Ute Steindorf Cornelia Klier	3:30.49	Poland (POL) Malgorzata Dluzewska Czeslawa Koscianska	3:30.95	Bulgaria (BUL) Sika Barbulova- Kelbecheva Stoyanka Kurbatova	3:32.39

Women's Double Sculls (W2x)

Year	Location	1st	T	2nd	T	3rd	T
2004	Athens (GRE)	New Zealand (NZL) Georgina Evers-Swindell Caroline Evers-Swindell	7:01.79	Germany (GER) Peggy Waleska Britta Oppelt	7:02.78	Great Britain (GBR) Sarah Winckless Elise Laverick	7:07.58
2000	Sydney (AUS)	Germany (GER) Jana Thieme Kathrin Boron	6:55.44	Netherlands (NED) Pieta van Dishoeck Eeke van Nes	7:00.36	Lithuania (LTU) Birute Sakickiene Kristina Poplavskaja	7:01.71
1996	Atlanta, GA (USA)	Canada (CAN) Marnie McBean Kathleen Heddle	6:56.84	China (CHN) Mianying Cao Zhang Xiuyun	6:58.35	Netherlands (NED) Irene Eijs Eeke van Nes	6:58.72
1992	Barcelona (ESP)	Germany (GER) Kerstin Köppen Kathrin Boron	6:49.00	Romania (ROU) Veronica Cochela-Cogeanu Elisabeta Lipa	6:51.47	China (CHN) Xiaoli Gu Huali Lu	6:55.16
1988	Seoul (KOR)	East Germany (GDR) Birgit Peter Martina Schröter	7:00.48	Romania (ROU) Elisabeta Lipa Veronica Cogeanu	7:04.36	Bulgaria (BUL) Violeta Ninova Stefka Madina	7:06.03
1984	Los Angeles, CA (USA)	Romania (ROU) Marioara Popescu Elisabeta Oleniuc	3:26.75	Netherlands (NED) Greet Hellemans Nicolette Hellemans	3:29.13	Canada (CAN) Daniele Laumann Silken Laumann	3:29.82
1980	Moscow (URS)	Soviet Union (URS) Yelena Khloptseva Larisa Popova	3:16.27	East Germany (GDR) Cornelia Linse Heidi Westphal	3:17.63	Romania (ROU) Olga Homeghi Valeria Rosca	3:18.91

Women's Four (W4-)

Year	Location	1st	T	2nd	T	3rd	T
1992	Barcelona (ESP)	Canada (CAN) Kirsten Barnes Brenda Taylor Jessica Monroe Kay Worthington	6:30.85	United States (USA) Shelagh Donohoe Cindy Eckert Amy Fuller Carol Feeney	6:31.86	Germany (GER) Antje Frank Gabriele Mehl Birte Siech Annette Hohn	6:32.34

Women's Lightweight Double Sculls (LW2x)

Year	Location	1st	T	2nd	T	3rd	T
2004	Athens (GRE)	Romania (ROU) Constanta Burcica Angela Alupej	6:56.05	Germany (GER) Daniela Reimer Claudia Blasberg	6:57.33	Netherlands (NED) Kirsten van der Kolk Marit van Eupen	6:58.54
2000	Sydney (AUS)	Romania (ROU) Constanta Burcica Angela Alupej	7:02.64	Germany (GER) Valerie Viehoff Claudia Blasberg	7:02.95	United States (USA) Christine Collins Sarah Garner	7:06.37
1996	Atlanta, GA (USA)	Romania (ROU) Constanta Burcica Camelia Macoviciuc	7:12.78	United States (USA) Teresa Z. Bell Lindsay Burns	7:14.65	Australia (AUS) Rebecca Joyce Virginia Lee	7:16.56

Women's Quadruple Sculls (W4x)

Year	Location	1st	T	2nd	T	3rd	T
2004	Athens (GRE)	Germany (GER) Kathrin Boron Meike Evers Manuela Lutze Kerstin El Qalqili	6:29.29	Great Britain (GBR) Alison Mowbray Debbie Flood Frances Houghton Rebecca Romero	6:31.26	Australia (AUS) Dana Faletic Rebecca Sattin Kerry Hore Amber Bradley	6:34.73
2000	Sydney (AUS)	Germany (GER) Manja Kowalski Meike Evers Manuela Lutze Kerstin Kowalski	6:19.58	Great Britain (GBR) Guin Batten Gillian Lindsay Katherine Grainger Miriam Batten	6:21.64	Russia (RUS) Oksana Dorodnova Irina Fedotova Yulia Levina Larisa Merk	6:21.65
1996	Atlanta, GA (USA)	Germany (GER) Jana Sorgers Katrin Rutschow Kathrin Boron Kerstin Köppen	6:27.44	Ukraine (UKR) Olena Ronzhina Inna Frolova Svetlana Maziy Dina Miftakhtudinova	6:30.36	Canada (CAN) Laryssa Biesenthal Marnie McBean Diane O'Grady Kathleen Heddle	6:30.38
1992	Barcelona (ESP)	Germany (GER) Kerstin Müller Sybille Schmidt Birgit Peter	6:20.18	Romania (ROU) Constanta Pipota Doina Ignat Veronica Cochela-Cogeanu	6:24.34	Unified Team (EUN) Ekaterina Khodatovich Antonina Zelikovich Yelena Khloptseva	6:25.07
1988	Seoul (KOR)	Kristina Mundt East Germany (GDR) Kerstin Förster-Pieloth Kristina Mundt Beate Schramm Jana Sorgers	6:21.06	Anisoara Dobre-Balan Soviet Union (URS) Irina Kalimbet Svetlana Maziy Inna Frolova Antonina Dumcheva	6:23.47	Tatyana Ustyuzhanina Romania (ROU) Anisoara Balan Anisoara Minea-Sorohan Veronica Cogeanu Elisabeta Lipa	6:23.81

Women's Coxed Quadruple Sculls (W4x+)

Year	Location	1st	T	2nd	T	3rd	T
1984	Los Angeles, CA (USA)	Romania (ROU) Maricica Taran Anisoara Sorohan Ioana Badea Sofia Corban	3:14.11	United States (USA) Anne Marden Lisa Rohde Joan Lind Virginia Gilder Kelly Rickon	3:15.57	Denmark (DEN) Hanne Eriksen Birgitte Hanel Charlotte Koefoed Bodil Rasmussen Jette Sørensen	3:16.02
1980	Moscow (URS)	East Germany (GDR) Sybille Reinhardt Jutta Ploch Jutta Lau Roswietha Zobelt Liane Buhr-Weigelt	3:15.32	Soviet Union (URS) Antonina Pustovit Yelena Matiyevskaya Olga Vasilchenko Nadezhda Lyubimova Nina Cheremisina	3:15.73	Bulgaria (BUL) Mariana Serbezova Rumeliana Boncheva Dolores Nakova Anka Bakova Ani Georgieva	3:16.10

Women's Eight (W8+)

Year	Location	1st	T	2nd	T	3rd	T
2004	Athens (GRE)	Romania (ROU) Rodica Florea Viorica Susanu Aurica Barascu Ioana Papuc Liliana Gafencu	6:17.70	United States (USA) Kate Johnson Samantha Magee Megan Dirkmaat Alison Cox Caryn Davies	6:19.56	Netherlands (NED) Froukje Wegman Marlies Smulders Nienke Hommes Hurnet Dekkers Annemarieke van Rump Annemiek de Haan Sarah Siegelaar Helen Tanger Ester Workel	6:19.85
2000	Sydney (AUS)	Romania (ROU) Georgeta Damian Viorica Susanu Ioana Olteanu Veronica Cochela-Cogeanu Magdalena Dumitrache Elisabeta Lipa Liliana Gafencu Doina Ignat Elena Georgescu	6:06.44	Netherlands (NED) Anneke Venema Carin ter Beek Nelleke Penninx Pieta van Dishoeck Laurel Korholz Anna Mickelson Lianne Nelson Mary Whipple	6:09.39	Canada (CAN) Heather McDermid Heather Davis Dorota Urbaniak Theresa Luke Emma Robinson Alison Korn Laryssa Biesenthal Buffy Alexander Lesley Thompson	6:11.58
1996	Atlanta, GA (USA)	Romania (ROU) Anca Tanase Veronica Cochela-Cogeanu Liliana Gafencu Doina Spircu Ioana Olteanu Elisabeta Lipa Marioara Popescu Doina Ignat Elena Georgescu	6:19.73	Canada (CAN) Heather McDermid Tosha Tsang Maria Maunder Alison Korn Emma Robinson Anna Van der Kamp Jessica Monroe Theresa Luke Lesley Thompson	6:24.05	Belarus (BLR) Natalia Lavrinenko Aliaksandra Pankina Natalia Volcheck Tamara Davydenko Valiantsina Skrabatun Alena Mikulich Natalya Stasyuk Marina Znak Yaroslava Pavlovich	6:24.44
1992	Barcelona (ESP)	Canada (CAN) Kirsten Barnes Brenda Taylor Megan Delahanty Shannon Crawford Marnie McBean Kay Worthington Jessica Monroe Kathleen Heddle Lesley Thompson	6:02.62	Romania (ROU) Doina Snep-Balan Doina Robu Ioana Olteanu Viorica Lepadatu Iulia Bobeica Viorica Necula Adriana Bazon-Chelariu Maria Padurariu Elena Georgescu	6:06.26	Germany (GER) Annegret Strauch Sylvia Dördelmann Kathrin Haacker Dana Pyritz Cerstin Petersmann Ute Schell Christiane Harzendorf Judith Zeidler Daniela Neunast	6:07.80
1988	Seoul (KOR)	East Germany (GDR) Annegret Strauch Judith Zeidler Kathrin Haacker Ute Wild Anja Kluge Beatrix Schröder-Lehmann Ramona Balthasar Ute Schell Daniela Neunast	6:15.17	Romania (ROU) Doina Balan Marioara Trasca Viorica Necula Herta Anitas Adriana Bazon-Chelariu Mihaela Armasescu Rodica Arba-Puscatu Olga Bularda-Homeghi Ecaterina Oancia	6:17.44	China (CHN) Xihua Zhou Yali Zhang Yanwen He Yaqin Han Xianghua Zhang Zhou Shouying Xiao Yang Yadong Hu Ronghua Li	6:21.83
1984	Los Angeles, CA (USA)	United States (USA) Shyrl O'Steen Harriet Metcalf Carol Bower Carrie Graves Jeanne Flanagan Kristine Norelius Kristen Thorsness Kathryn Keeler Betsy Beard	2:59.80	Romania (ROU) Doina Balan Marioara Trasca Aurora Plesca Aneta Mihaly Adriana Chelariu Mihaela Armasescu Camelia Diaconescu Lucia Sauca Viorica Ioja	3:00.87	Netherlands (NED) Nicolette Hellemans Lynda Cornet Harriët van Ettekoven Greet Hellemans Marieke van Drogenbroek Anne-Marie Quist Catalien Neelissen Wiljon Vaandrager Martha Laurijsen	3:02.92
1980	Moscow (URS)	East Germany (GDR) Martina Boesler Kersten Neisser Christiane Köpke-Knetsch Birgit Schütz Gabriele Kühn-Lohs Ilona Richter Marita Sandig Karin Metze Marina Wilke	3:03.32	Soviet Union (URS) Olga Pivovarova Nina Umanets Nadezhda Prishchepa Valentina Zhulina Tatyana Stetsenko Elena Teryoshina Nina Preobrazhenskaya Mariya Pazyun Nina Frolova	3:04.29	Romania (ROU) Angelica Aposteanu Marlena Zagoni Rodica Frintu Florica Bucur Rodica Puscatu Ana Iliuta Mariana Constantinescu Elena Bondar Elena Dobritoiu	3:05.63

Women's Coxed Four (W4+)

Year	Location	1st	T	2nd	T	3rd	T
1988	Seoul (KOR)	East Germany (GDR) Martina Walther Gerlinde Doberschütz- Mey Carola Hornig-Miseler Birte Siech Sylvia Rose	6:56.00	China (CHN) Xianghua Zhang Yadong Hu Xiao Yang Zhou Shouying Ronghua Li	6:58.78	Romania (ROU) Marioara Trasca Viorica Necula Herta Anitas Doina Balan Ecaterina Oancia	7:01.13
1984	Los Angeles, CA (USA)	Romania (ROU) Florica Lavric Maria Fricioiu Chira Apostol Olga Bularda-Homeghi Viorica Ioja	3:19.30	Canada (CAN) Marilyn Brain Angie Schneider Barbara Armbrust Jane Tregunno Lesley Thompson	3:21.55	Australia (AUS) Robyn Grey-Gardner Karen Brancourt Susan Chapman Margot Foster Susan Lee	3:23.29
1980	Moscow (URS)	East Germany (GDR) Ramona Kapheim Silvia Fröhlich Angelika Noack Romy Saalfeld Kirsten Wenzel	3:19.27	Bulgaria (BUL) Ginka Gyurova Mariyka Modeva Rita Todorova Iskra Velinova Nadezhda Filipova	3:20.75	Soviet Union (URS) Mariya Fadeyeva Galina Sovetnikova Marina Studneva Svetlana Semyonova Nina Cheremisina	3:20.92

3.2. Statistics

3.2.1. All Time Olympic Medal Table by athlete – Men (since 1900)

Top 50

Rank	Name	Country	Gold	Silver	Bronze	Total	Event(s)	First gold	Last gold
1	Steve Redgrave	GBR	5	0	1	6	2+,2-,4+,4-	1984	2000
2	Matthew Pinsent	GBR	4	0	0	4	2-,4-	1992	2004
3	Jack Beresford Jr.	GBR	3	2	0	5	1x,2x,4-,8+	1924	1936
4	James Tomkins	AUS	3	0	1	4	2-,4-	1992	2004
5	Agostino Abbagnale	ITA	3	0	0	3	2x,4x	1988	2000
5	John Kelly Sr.	USA	3	0	0	3	1x,2x	1920	1924
5	Paul Costello	USA	3	0	0	3	2x	1920	1928
5	Pertti Karppinen	FIN	3	0	0	3	1x	1976	1984
5	Siegfried Brietzke	GDR	3	0	0	3	2-,4-	1972	1980
5	Vyacheslav Ivanov	URS	3	0	0	3	1x	1956	1964
11	Mike McKay	AUS	2	1	1	4	4-,8+	1992	1996
12	Carmine Abbagnale	ITA	2	1	0	3	2+	1984	1988
12	Giuseppe Abbagnale	ITA	2	1	0	3	2+	1984	1988
12	Giuseppe Di Capua	ITA	2	1	0	3	2+	1984	1988
12	Yuriy Tyukalov	URS	2	1	0	3	1x,2x	1952	1956
16	André Willms	GER	2	0	1	3	4x	1992	1996
16	Andreas Hajek	GER	2	0	1	3	4x	1992	1996
16	Andy Holmes	GBR	2	0	1	3	2+,2-,4+	1984	1988
16	Bernd Landvoigt	GDR	2	0	1	3	2-,8+	1976	1980
16	Conn Findlay	USA	2	0	1	3	2+	1956	1964
16	Eskild Ebbesen	DEN	2	0	1	3	L4-	1996	2004
16	Hans Walter	SUI	2	0	1	3	4+,4-	1920	1924
16	Jörg Landvoigt	GDR	2	0	1	3	2-,8+	1976	1980
16	Nico Rienks	NED	2	0	1	3	2x,8+	1988	1996
16	Simon Dickie	NZL	2	0	1	3	4+,8+	1968	1972
16	Stephan Volkert	GER	2	0	1	3	4x	1992	1996
16	Thomas Lange	GDR,GER	2	0	1	3	1x	1988	1992
28	Aleksandr Timoshinin	URS	2	0	0	2	2x	1968	1972
28	Andreas Decker	GDR	2	0	0	2	4-	1976	1980
28	Angus James Gillan	GBR	2	0	0	2	4-,8+	1908	1912
28	Arthur Ayrault	USA	2	0	0	2	2+,4-	1956	1960
28	Bobby Pearce	AUS	2	0	0	2	1x	1928	1932

28	Davide Tizzano	ITA	2	0	0	2 2x,4x	1988	1996
28	Dieter Grahn	GDR	2	0	0	2 4-	1968	1972
28	Dieter Schubert	GDR	2	0	0	2 4-	1968	1972
28	Dieter Wendisch	GDR	2	0	0	2 4+,8+	1976	1980
28	Drew Ginn	AUS	2	0	0	2 2-,4-	1996	2004
28	Egbert Hirschfelder	FRG,GER	2	0	0	2 4+,8+	1964	1968
28	Emile Lachapelle	SUI	2	0	0	2 2+,4+	1924	1924
28	Frank Forberger	GDR	2	0	0	2 4-	1968	1972
28	Frank Rühle	GDR	2	0	0	2 4-	1968	1972
28	Friedrich-Wilhelm Ulrich	GDR	2	0	0	2 2+	1976	1980
28	Georg Spohr	GDR	2	0	0	2 2+	1976	1980
28	Gottfried Döhn	GDR	2	0	0	2 4+,8+	1976	1980
28	Harald Jährling	GDR	2	0	0	2 2+	1976	1980
28	Hugh Edwards	GBR	2	0	0	2 2-,4-	1932	1932
28	James Cracknell	GBR	2	0	0	2 4-	2000	2004
28	John Exley	USA	2	0	0	2 8+	1900	1904
28	Jörg Lucke	GDR	2	0	0	2 2+,2-	1968	1972
28	Louis Abell	USA	2	0	0	2 8+	1900	1904
28	Nicholas Green	AUS	2	0	0	2 4-	1992	1996
28	Richard Joyce	NZL	2	0	0	2 4+,8+	1968	1972
28	Richard Wailes	USA	2	0	0	2 4-,8+	1956	1960
28	Robert Sycz	POL	2	0	0	2 L2x	2000	2004
28	Ronald Florijn	NED	2	0	0	2 2x,8+	1988	1996
28	Stefan Semmler	GDR	2	0	0	2 4-	1976	1980
28	Tomasz Kucharski	POL	2	0	0	2 L2x	2000	2004
28	Ulrich Karnatz	GDR	2	0	0	2 8+	1976	1980
28	Wolfgang Mager	GDR	2	0	0	2 2-,4-	1972	1976

3.2.2. All Time Olympic Medal Table by athlete – Women (since 1976)

Top 50

Rank	Name	Country	Gold	Silver	Bronze	Total	Event(s)	First gold	Last gold
1	Elisabeta Lipa	ROU	5	2	1	8	1x,2x,4x,8+	1984	2004
2	Doina Ignat	ROU	4	1	0	5	2-,4x,8+	1996	2004
3	Georgeta Andrunache	ROU	4	0	0	4	2-,8+	2000	2004
3	Kathrin Boron	GER	4	0	0	4	2x,4x	1992	2004
5	Constanta Burcica	ROU	3	1	0	4	4x,L2x	1996	2004
5	Elena Georgescu	ROU	3	1	0	4	8+	1996	2004
7	Kathleen Heddle	CAN	3	0	1	4	2-,2x,4x,8+	1992	1996
7	Marnie McBean	CAN	3	0	1	4	2-,2x,4x,8+	1992	1996
9	Liliana Gafencu	ROU	3	0	0	3	8+	1996	2004
9	Viorica Susanu	ROU	3	0	0	3	2-,8+	2000	2004
11	Veronica Cochela-Cogeanu	ROU	2	3	1	6	2x,4x,8+	1996	2000
12	Ekaterina Karsten	BLR,EUN	2	1	1	4	1x,4x	1996	2000
12	Olga Bularda-Homeghi	ROU	2	1	1	4	2-,2x,4+,8+	1984	1988
12	Rodica Arba-Puscatu	ROU	2	1	1	4	2-,8+	1984	1988
15	Ioana Olteanu	ROU	2	1	0	3	8+	1996	2000
15	Jessica Monroe	CAN	2	1	0	3	4-,8+	1992	1992
17	Katrin Rutschow-Stomporowski	GER	2	0	1	3	1x,4x	1996	2004
18	Angela Alupei	ROU	2	0	0	2	L2x	2000	2004
18	Birgit Peter	GDR,GER	2	0	0	2	2x,4x	1988	1992
18	Brenda Taylor	CAN	2	0	0	2	4-,8+	1992	1992
18	Christiane Köpke-Knetsch	GDR	2	0	0	2	8+	1976	1980
18	Gabriele Kühn-Lohs	GDR	2	0	0	2	4+,8+	1976	1980
18	Ilona Richter	GDR	2	0	0	2	8+	1976	1980
18	Jana Sorgers	GDR,GER	2	0	0	2	4x	1988	1996
18	Jutta Lau	GDR	2	0	0	2	4x+	1976	1980
18	Karin Metze	GDR	2	0	0	2	4+,8+	1976	1980
18	Kay Worthington	CAN	2	0	0	2	4-,8+	1992	1992
18	Kerstin El Qalqili	GER	2	0	0	2	4x	2000	2004
18	Kerstin Köppen	GER	2	0	0	2	2x,4x	1992	1996
18	Kirsten Barnes	CAN	2	0	0	2	4-,8+	1992	1992
18	Kristina Mundt	GDR,GER	2	0	0	2	4x	1988	1992
18	Liane Buhr-Weigelt	GDR	2	0	0	2	4x+	1976	1980
18	Manuela Lutze	GER	2	0	0	2	4x	2000	2004
18	Marina Wilke	GDR	2	0	0	2	8+	1976	1980
18	Marioara Popescu	ROU	2	0	0	2	2x,8+	1984	1996
18	Meike Evers	GER	2	0	0	2	4x	2000	2004
18	Roswietha Zobelt	GDR	2	0	0	2	4x+	1976	1980

38	Lesley Thompson	CAN	1	2	1	4	4+,8+	1992	1992
39	Ecaterina Oancia	ROU	1	1	1	3	4+,4x+,8+	1984	1984
40	Angelika Noack	GDR	1	1	0	2	2-,4+	1980	1980
40	Kate Slatter	AUS	1	1	0	2	2-	1996	1996
40	Larisa Popova	URS	1	1	0	2	2x,4x+	1980	1980
40	Viorica Ioja	ROU	1	1	0	2	4+,8+	1984	1984
44	Anisoara Minea-Sorohan	ROU	1	0	1	2	4x,4x+	1984	1984
44	Annegret Strauch	GDR,GER	1	0	1	2	8+	1988	1988
44	Birte Siech	GDR,GER	1	0	1	2	4+,4-	1988	1988
44	Carrie Graves	USA	1	0	1	2	8+	1984	1984
44	Daniela Neunast	GDR,GER	1	0	1	2	8+	1988	1988
44	Judith Zeidler	GDR,GER	1	0	1	2	8+	1988	1988
44	Kathrin Haacker	GDR,GER	1	0	1	2	8+	1988	1988
44	Martina Schröter	GDR	1	0	1	2	1x,2x	1988	1988
44	Sika Barbulova-Kelbecheva	BUL	1	0	1	2	2-	1976	1976
44	Stoyanka Kurbatova	BUL	1	0	1	2	2-	1976	1976
44	Ute Schell	GDR,GER	1	0	1	2	8+	1988	1988
44	Valeria Rosca-Racila	ROU	1	0	1	2	1x,2x	1984	1984
44	Yelena Khloptseva	EUN,URS	1	0	1	2	2x,4x	1980	1980

3.2.3. All Time NOC Olympic Medal Table (since 1900)

Rank	Country	G	S	B	Total	G(M)	S(M)	B(M)	T(M)	G(W)	S(W)	B(W)	T(W)
1	East Germany	33	7	8	48	20	4	7	31	13	3	1	17
2	United States	30	30	21	81	29	22	17	68	1	8	4	13
3	Germany	23	15	12	50	16	11	9	36	7	4	3	14
4	Great Britain	22	15	7	44	22	12	6	40	0	3	1	4
5	Romania	18	10	7	35	2	4	2	8	16	6	5	27
6	Soviet Union	12	20	11	43	11	14	7	32	1	6	4	11
7	Italy	10	12	12	34	10	12	12	34	0	0	0	0
8	Canada	8	13	10	31	4	9	6	19	4	4	4	12
9	Australia	8	9	12	29	7	8	9	24	1	1	3	5
10	France	7	14	11	32	7	14	10	31	0	0	1	1
11	Switzerland	6	8	9	23	6	8	9	23	0	0	0	0
12	Netherlands	5	10	9	24	5	7	5	17	0	3	4	7
13	Denmark	5	3	9	17	5	3	7	15	0	0	2	2
14	New Zealand	5	2	6	13	4	2	5	11	1	0	1	2
15	West Germany	4	4	6	14	4	4	4	12	0	0	2	2
16	Finland	3	0	3	6	3	0	3	6	0	0	0	0
17	Norway	2	6	6	14	2	6	6	14	0	0	0	0
18	Bulgaria	2	4	7	13	0	0	2	2	2	4	5	11
19	Poland	2	2	9	13	2	1	9	12	0	1	0	1
20	Czechoslovakia	2	2	7	11	2	2	7	11	0	0	0	0
21	Belarus	2	1	2	5	0	0	0	0	2	1	2	5
22	Belgium	1	6	3	10	1	5	2	8	0	1	1	2
23	Yugoslavia	1	1	3	5	1	1	3	5	0	0	0	0
=24	Argentina	1	1	2	4	1	1	2	4	0	0	0	0
=24	Slovenia	1	1	2	4	1	1	2	4	0	0	0	0
26	Russia	1	0	2	3	1	0	1	2	0	0	1	1
27	Austria	0	3	2	5	0	3	2	5	0	0	0	0
28	China	0	2	2	4	0	0	0	0	0	2	2	4
29	Sweden	0	2	0	2	0	2	0	2	0	0	0	0
30	Uruguay	0	1	3	4	0	1	3	4	0	0	0	0
=31	Croatia	0	1	1	2	0	1	1	2	0	0	0	0
=31	Hungary	0	1	1	2	0	1	1	2	0	0	0	0
=31	Ukraine	0	1	1	2	0	0	1	1	0	1	0	1
=34	Czech Republic	0	1	0	1	0	1	0	1	0	0	0	0
=34	Estonia	0	1	0	1	0	1	0	1	0	0	0	0
=34	Spain	0	1	0	1	0	1	0	1	0	0	0	0
=37	Greece	0	0	1	1	0	0	1	1	0	0	0	0
=37	Lithuania	0	0	1	1	0	0	0	0	0	0	1	1
=37	South Africa	0	0	1	1	0	0	1	1	0	0	0	0
=37	Unified Team	0	0	1	1	0	0	0	0	0	0	1	1
	TOTAL	214	210	210	634	166	162	162	490	48	48	48	144

Ranking determined by total gold, then silver, then bronze medals

Legend:

G - Gold, S - Silver, B - Bronze, T - Total, (M) - Men, (W) - Women

3.2.4. All Time NOC Olympic Medal Table per event - Current and Past Olympic Events (since 1900)

Men's Single Sculls (M1x)

Rank	Country	Gold	Silver	Bronze	Total	First medal	Last medal
1	Soviet Union	5	1	1	7	1912	1980
2	Australia	3	2	0	5	1928	1956
3	Great Britain	3	1	2	6	1900	1928
4	Finland	3	0	0	3	1976	1984
5	United States	2	4	3	9	1904	1956
6	Germany	2	2	2	6	1936	2000
7	Switzerland	1	1	2	4	1924	2000
8	France	1	1	0	2	1900	1900
9	East Germany	1	0	3	4	1972	1988
10	New Zealand	1	0	2	3	1920	2000
11	Netherlands	1	0	0	1	1968	1968
11	Norway	1	0	0	1	2004	2004
13	West Germany	0	4	0	4	1968	1988
14	Canada	0	1	2	3	1912	1996
15	Argentina	0	1	1	2	1968	1972
15	Uruguay	0	1	1	2	1932	1948
17	Austria	0	1	0	1	1936	1936
17	Belgium	0	1	0	1	1912	1912
17	Czechoslovakia	0	1	0	1	1992	1992
17	Estonia	0	1	0	1	2004	2004
21	Poland	0	0	3	3	1952	1992
22	Bulgaria	0	0	1	1	2004	2004
22	Italy	0	0	1	1	1948	1948
	TOTAL	24	23	24	71		

Men's Pair (M2-)

Rank	Country	Gold	Silver	Bronze	Total	First medal	Last medal
1	Great Britain	6	1	1	8	1908	1996
2	East Germany	4	0	0	4	1968	1980
3	United States	3	4	2	9	1904	2000
4	Germany	2	1	1	4	1928	1992
5	Soviet Union	1	2	0	3	1956	1980
6	Australia	1	1	1	3	1996	2004
6	France	1	1	1	3	1924	2000
6	Netherlands	1	1	1	3	1924	1972
9	Romania	1	1	0	2	1984	1988
10	Canada	1	0	0	1	1964	1964
11	Switzerland	0	2	1	3	1948	1972
12	Austria	0	1	1	2	1956	1960
12	Denmark	0	1	1	2	1936	1968
14	Belgium	0	1	0	1	1952	1952
14	Croatia	0	1	0	1	2004	2004
14	New Zealand	0	1	0	1	1932	1932
14	Spain	0	1	0	1	1984	1984
18	Argentina	0	0	1	1	1936	1936
18	Finland	0	0	1	1	1960	1960
18	Italy	0	0	1	1	1948	1948

18	Norway	0	0	1	1	1984	1984
18	Poland	0	0	1	1	1932	1932
18	Slovenia	0	0	1	1	1992	1992
18	South Africa	0	0	1	1	2004	2004
18	West Germany	0	0	1	1	1976	1976
18	Yugoslavia	0	0	1	1	1988	1988
	TOTAL	21	20	19	60		

Men's Double Sculls (M2x)

Rank	Country	Gold	Silver	Bronze	Total	First medal	Last medal
1	United States	6	3	2	11	1904	1984
2	Soviet Union	4	2	1	7	1952	1988
3	Great Britain	2	1	0	3	1936	1976
4	Norway	1	3	0	4	1972	2000
5	France	1	1	2	4	1920	2004
5	Italy	1	1	2	4	1920	2004
7	Netherlands	1	1	1	3	1968	1992
8	Slovenia	1	1	0	2	2000	2004
9	Czechoslovakia	1	0	2	3	1960	1980
9	East Germany	1	0	2	3	1972	1980
11	Australia	1	0	1	2	1956	1992
12	Argentina	1	0	0	1	1952	1952
13	Germany	0	2	0	2	1932	1936
14	Switzerland	0	1	2	3	1924	1988
15	Austria	0	1	1	2	1928	1992
15	Canada	0	1	1	2	1928	1932
15	Yugoslavia	0	1	1	2	1980	1984
18	Belgium	0	1	0	1	1984	1984
18	Denmark	0	1	0	1	1948	1948
20	Uruguay	0	0	2	2	1948	1952
21	Poland	0	0	1	1	1936	1936
	TOTAL	21	21	21	63		

Men's Four (M4-)

Rank	Country	Gold	Silver	Bronze	Total	First medal	Last medal
1	Great Britain	6	2	2	10	1908	2004
2	East Germany	5	0	0	5	1968	1988
3	United States	2	6	3	11	1904	1992
4	Australia	2	0	1	3	1992	2000
5	Italy	1	2	4	7	1928	2004
6	Canada	1	2	0	3	1924	2004
7	Denmark	1	1	1	3	1948	1984
8	Germany	1	1	0	2	1932	1936
8	New Zealand	1	1	0	2	1972	1984
10	Yugoslavia	1	0	0	1	1952	1952
11	France	0	2	1	3	1952	1996
12	Soviet Union	0	1	2	3	1960	1980
13	Hungary	0	1	0	1	1968	1968
13	Norway	0	1	0	1	1976	1976
15	Switzerland	0	0	2	2	1924	1936
15	West Germany	0	0	2	2	1972	1988
17	Finland	0	0	1	1	1952	1952
17	Slovenia	0	0	1	1	1992	1992
	TOTAL	21	20	20	61		

Men's Lightweight Double Sculls (LM2x)

Rank	Country	Gold	Silver	Bronze	Total	First medal	Last medal
1	Poland	2	0	0	2	2000	2004
2	Switzerland	1	0	0	1	1996	1996
3	France	0	1	1	2	2000	2004
4	Italy	0	1	0	1	2000	2000
4	Netherlands	0	1	0	1	1996	1996
6	Australia	0	0	1	1	1996	1996
6	Greece	0	0	1	1	2004	2004
	TOTAL	3	3	3	9		

Men's Lightweight Four (LM4-)

Rank	Country	Gold	Silver	Bronze	Total	First medal	Last medal
1	Denmark	2	0	1	3	1996	2004
2	France	1	0	0	1	2000	2000
3	Australia	0	2	0	2	2000	2004
4	Canada	0	1	0	1	1996	1996
5	Italy	0	0	1	1	2004	2004
5	United States	0	0	1	1	1996	1996
	TOTAL	3	3	3	9		

Men's Quadruple Sculls (M4x)

Rank	Country	Gold	Silver	Bronze	Total	First medal	Last medal
1	East Germany	2	0	1	3	1976	1988
1	Germany	2	0	1	3	1992	2000
1	Italy	2	0	1	3	1988	2000
4	Russia	1	0	0	1	2004	2004
4	West Germany	1	0	0	1	1984	1984
6	Norway	0	2	0	2	1988	1992
6	Soviet Union	0	2	0	2	1976	1980
8	Australia	0	1	1	2	1984	1996
9	Czech Republic	0	1	0	1	2004	2004
9	Netherlands	0	1	0	1	2000	2000
9	United States	0	1	0	1	1996	1996
12	Bulgaria	0	0	1	1	1980	1980
12	Canada	0	0	1	1	1984	1984
12	Czechoslovakia	0	0	1	1	1976	1976
12	Ukraine	0	0	1	1	2004	2004
	TOTAL	8	8	8	24		

Men's Eight (M8+)

Rank	Country	Gold	Silver	Bronze	Total	First medal	Last medal
1	United States	12	2	1	15	1900	2004
2	Great Britain	3	6	0	9	1908	2000
3	Canada	2	4	2	8	1904	1992
4	East Germany	2	0	1	3	1972	1980
5	West Germany	2	0	0	2	1968	1988
6	Germany	1	2	3	6	1912	1996
7	Netherlands	1	1	1	3	1900	2004
8	New Zealand	1	0	1	2	1972	1976
9	Australia	0	2	4	6	1952	2004
10	Soviet Union	0	2	2	4	1952	1988
11	Italy	0	2	1	3	1924	1936
12	Belgium	0	1	0	1	1900	1900
12	Romania	0	1	0	1	1992	1992
14	Czechoslovakia	0	0	2	2	1960	1964
14	Norway	0	0	2	2	1920	1948
16	Croatia	0	0	1	1	2000	2000
16	Russia	0	0	1	1	1996	1996
	TOTAL	24	23	22	69		

Men's Coxed Pair (M2+)

Rank	Country	Gold	Silver	Bronze	Total	First medal	Last medal
1	Italy	4	4	0	8	1920	1992
2	East Germany	3	1	0	4	1972	1988
3	United States	3	0	3	6	1924	1984
4	Germany	2	2	0	4	1936	1960
5	Switzerland	2	0	1	3	1920	1928
6	France	1	4	3	8	1900	1964
7	Netherlands	1	1	1	3	1900	1968
8	Denmark	1	0	2	3	1948	1968
9	Great Britain	1	0	1	2	1988	1992
10	Soviet Union	0	3	1	4	1956	1980
11	Romania	0	1	2	3	1972	1992
12	Czechoslovakia	0	1	1	2	1972	1976
13	Poland	0	1	0	1	1932	1932
14	Belgium	0	0	1	1	1928	1928
14	Hungary	0	0	1	1	1948	1948
14	Yugoslavia	0	0	1	1	1980	1980
	TOTAL	18	18	18	54		

Men's Coxed Four (M4+)

Rank	Country	Gold	Silver	Bronze	Total	First medal	Last medal
1	Germany	6	1	2	9	1900	1992
2	Switzerland	2	4	1	7	1920	1968
3	East Germany	2	3	0	5	1968	1988
4	Italy	2	2	1	5	1928	1964
5	France	1	3	1	5	1900	1960
6	United States	1	2	2	5	1920	1984
7	Great Britain	1	1	0	2	1912	1984
7	Romania	1	1	0	2	1988	1992
7	Soviet Union	1	1	0	2	1976	1980
10	Denmark	1	0	2	3	1912	1948
10	New Zealand	1	0	2	3	1968	1988
12	Czechoslovakia	1	0	1	2	1952	1972
12	West Germany	1	0	1	2	1972	1976
14	Sweden	0	2	0	2	1912	1956
15	Netherlands	0	1	1	2	1900	1964
16	Poland	0	0	4	4	1928	1992
17	Norway	0	0	3	3	1912	1920
18	Finland	0	0	1	1	1956	1956
	TOTAL	21	21	22	64		

Men's Pair (Juniors) (MJ2-)

Rank	Country	Gold	Silver	Bronze	Total	First medal	Last medal
1	Belgium	1	1	0	2	1900	1900
2	France	0	0	1	1	1900	1900
	TOTAL	1	1	1	3		

Men's Four (Juniors) (MJ4-)

Rank	Country	Gold	Silver	Bronze	Total	First medal	Last medal
1	France	1	1	0	2	1900	1900
2	Belgium	0	0	1	1	1900	1900
	TOTAL	1	1	1	3		

Note: medals won by Soviet Union and Russia before 1922 are combined.

Women's Single Sculls (W1x)

Rank	Country	Gold	Silver	Bronze	Total	First medal	Last medal
1	Romania	3	0	0	3	1980	1992
2	Belarus	2	1	0	3	1996	2004
3	East Germany	2	0	1	3	1976	1988
4	Germany	1	0	1	2	2000	2004
5	United States	0	3	0	3	1976	1988
6	Bulgaria	0	1	2	3	1988	2004
7	Belgium	0	1	1	2	1984	1992
7	Canada	0	1	1	2	1992	1996
7	Soviet Union	0	1	1	2	1976	1980
10	Denmark	0	0	1	1	1996	1996
	TOTAL	8	8	8	24		

Women's Pair (W2-)

Rank	Country	Gold	Silver	Bronze	Total	First medal	Last medal
1	Romania	4	0	0	4	1984	2004
2	Bulgaria	1	1	1	3	1976	1988
3	Australia	1	1	0	2	1996	2000
3	Canada	1	1	0	2	1984	1992
3	East Germany	1	1	0	2	1976	1980
6	United States	0	1	2	3	1992	2000
7	Germany	0	1	0	1	1992	1992
7	Great Britain	0	1	0	1	2004	2004
7	Poland	0	1	0	1	1980	1980
10	West Germany	0	0	2	2	1976	1984
11	Belarus	0	0	1	1	2004	2004
11	France	0	0	1	1	1996	1996
11	New Zealand	0	0	1	1	1988	1988
	TOTAL	8	8	8	24		

Women's Double Sculls (W2x)

Rank	Country	Gold	Silver	Bronze	Total	First medal	Last medal
1	Germany	2	1	0	3	1992	2004
2	Romania	1	2	1	4	1980	1992
3	East Germany	1	2	0	3	1976	1988
4	Bulgaria	1	0	1	2	1976	1988
4	Canada	1	0	1	2	1984	1996
4	Soviet Union	1	0	1	2	1976	1980
7	New Zealand	1	0	0	1	2004	2004
8	Netherlands	0	2	1	3	1984	2000
9	China	0	1	1	2	1992	1996
10	Great Britain	0	0	1	1	2004	2004
10	Lithuania	0	0	1	1	2000	2000
	TOTAL	8	8	8	24		

Women's Four (W4-)

Rank	Country	Gold	Silver	Bronze	Total	First medal	Last medal
1	Canada	1	0	0	1	1992	1992
2	United States	0	1	0	1	1992	1992
3	Germany	0	0	1	1	1992	1992
	TOTAL	1	1	1	3		

Women's Lightweight Double Sculls (LW2x)

Rank	Country	Gold	Silver	Bronze	Total	First medal	Last medal
1	Romania	3	0	0	3	1996	2004
2	Germany	0	2	0	2	2000	2004
3	United States	0	1	1	2	1996	2000
4	Australia	0	0	1	1	1996	1996
4	Netherlands	0	0	1	1	2004	2004
	TOTAL	3	3	3	9		

Women's Quadruple Sculls (W4x)

Rank	Country	Gold	Silver	Bronze	Total	First medal	Last medal
1	Germany	4	0	0	4	1992	2004
2	East Germany	1	0	0	1	1988	1988
3	Great Britain	0	2	0	2	2000	2004
4	Romania	0	1	1	2	1988	1992
5	Soviet Union	0	1	0	1	1988	1988
5	Ukraine	0	1	0	1	1996	1996
7	Australia	0	0	1	1	2004	2004
7	Canada	0	0	1	1	1996	1996
7	Russia	0	0	1	1	2000	2000
7	Unified Team	0	0	1	1	1992	1992
	TOTAL	5	5	5	15		

Women's Coxed Quadruple Sculls (W4x+)

Rank	Country	Gold	Silver	Bronze	Total	First medal	Last medal
1	East Germany	2	0	0	2	1976	1980
2	Romania	1	0	1	2	1976	1984
3	Soviet Union	0	2	0	2	1976	1980
4	United States	0	1	0	1	1984	1984
5	Bulgaria	0	0	1	1	1980	1980
5	Denmark	0	0	1	1	1984	1984
	TOTAL	3	3	3	9		

Women's Eight (W8+)

Rank	Country	Gold	Silver	Bronze	Total	First medal	Last medal
1	Romania	3	3	1	7	1980	2004
2	East Germany	3	0	0	3	1976	1988
3	Canada	1	1	1	3	1992	2000
3	United States	1	1	1	3	1976	2004
5	Soviet Union	0	2	0	2	1976	1980
6	Netherlands	0	1	2	3	1984	2004
7	Belarus	0	0	1	1	1996	1996
7	China	0	0	1	1	1988	1988
7	Germany	0	0	1	1	1992	1992
	TOTAL	8	8	8	24		

Women's Coxed Four (W4+)

Rank	Country	Gold	Silver	Bronze	Total	First medal	Last medal
1	East Germany	3	0	0	3	1976	1988
2	Romania	1	0	1	2	1984	1988
3	Bulgaria	0	2	0	2	1976	1980
4	Canada	0	1	0	1	1984	1984
4	China	0	1	0	1	1988	1988
6	Soviet Union	0	0	2	2	1976	1980
7	Australia	0	0	1	1	1984	1984
	TOTAL	4	4	4	12		

4. World Rowing Championships

4.1. Historical Results

4.1.1. World Rowing Championships 2007 (Top 12 crews)

Note: Times 1-6 were set in the A Final, times 7-12 were set in the B Final.

Men

Men's Single Sculls (M1x)

Place	Team	Name	Time
1	New Zealand	Mahe Drysdale	6:45.67
2	Czech Republic	Ondrej Synek	6:46.48
3	Norway	Olaf Tufte	6:47.58
4	Great Britain	Alan Campbell	6:49.21
5	Germany	Marcel Hacker	6:52.96
6	Sweden	Lassi Karonen	6:53.01
7	Belgium	Tim Maeyens	6:54.99
8	Argentina	Santiago Fernandez	6:56.96
9	Switzerland	André Vonarburg	6:58.29
10	Netherlands	Sjoerd Hamburger	6:59.76
11	Australia	Peter Hardcastle	7:05.19
12	Bulgaria	Aleksandar Aleksandrov	7:19.47

Men's Pair (M2-)

Place	Team	Name	Time
1	Australia	Drew Ginn Duncan Free	6:24.89
2	New Zealand	Nathan Twaddle George Bridgewater	6:30.19
3	Great Britain	Colin Smith Matt Langridge	6:31.06
4	France	Erwan Peron Laurent Cadot	6:33.64
5	South Africa	Ramon Di Clemente Donovan Cech	6:35.57
6	Serbia	Goran Jagar Nikola Stojic	6:38.45
7	Poland	Piotr Hojka Jaroslaw Godek	6:34.38
8	United States	Jason Read Kyle Larson	6:36.08
9	Germany	Andreas Penkner Jochen Urban	6:36.32
10	Croatia	Sinisa Skelin Niksa Skelin	6:36.37
11	Denmark	Morten Ølgaard Nielsen Thomas Larsen	6:37.92
12	Canada	Daniel Casaca Chris Jarvis	6:39.29

Men's Double Sculls (M2x)

Place	Team	Name	Time
1	Slovenia	Luka Spik Iztok Cop	6:16.65
2	France	Jean-Baptiste Macquet Adrien Hardy	6:16.93
3	Estonia	Tonu Endrekson Juri Jaanson	6:18.32
4	Great Britain	Matthew Wells Stephen Rowbotham	6:19.10
5	Belarus	Dzianis Mihal Stanislau Shtcharbachenia	6:22.90
6	New Zealand	Matthew Trott Nathan Cohen	6:24.72
7	Croatia	Mario Vekic Ante Kusurin	6:19.86
8	Australia	Scott Brennan David Crawshay	6:21.51
9	United States	Samuel Stitt Matthew Hughes	6:21.53
10	Germany	Christian Schreiber Rene Burmeister	6:22.71
11	Belgium	Stijn Smulders Christophe Raes	6:23.94
12	Poland	Michal Sloma Marcin Brzezinski	6:26.93

Men's Four (M4-)

Place	Team	Name	Time
1	New Zealand	Carl Meyer James Dallinger Eric Murray Hamish Bond	5:54.24
2	Italy	Carlo Mornati Alessio Sartori Niccolò Mornati Lorenzo Carboncini	5:55.15
3	Netherlands	Geert Cirkel Matthijs Vellenga Jan-Willem Gabriels Gijs Vermeulen	5:55.49
4	Great Britain	Steve Williams Peter Reed Alex Partridge Andrew Hodge	5:57.00
5	Slovenia	Tomaz Pirih Rok Rozman Rok Kolander Miha Pirih	5:59.05
6	France	Julien Despres Benjamin Rondeau Germain Chardin Dorian Mortelette	5:59.19
7	Czech Republic	Michal Horváth Jan Gruber Milan Bruncvik Jr Karel Neffe	5:59.25
8	United States	Beau Hoopman Matthew Schnobrich Giuseppe Lanzone Bryan Volpenhein	6:00.26
9	Germany	Gregor Hauffe Toni Seifert Urs Käufer Philipp Adamski	6:00.67

10	Ireland	Sean O'Neill Cormac Folan Sean Casey Alan Martin	6:03.40
11	Belarus	Vadzim Lialin Andrei Dzemyanenko Yauheni Nosau Aliaksandr Kazubovski	6:04.75
12	Australia	Nick Baxter Francis Hegerty Sam Loch James Chapman	6:05.26

Men's Lightweight Double Sculls (LM2x)

Place	Team	Name	Time
1	Denmark	Mads Rasmussen Rasmus Quist	6:24.21
2	Greece	Dimitrios Mougios Vasileios Polymeros	6:25.89
3	Great Britain	Zac Purchase Mark Hunter	6:26.92
4	Australia	Sam Beltz Tom Gibson	6:28.75
5	Italy	Marcello Miani Elia Luini	6:29.95
6	Japan	Kaszushiga Ura Daisaku Takeda	6:30.00
7	Hungary	Zsolt Hirling Tamas Varga	6:27.01
8	Germany	Jörg Lehnigk Manuel Brehmer	6:28.35
9	China	Zhang Guolin Sun Jie	6:28.92
10	France	Fabrice Moreau Frédéric Dufour	6:29.24
11	Austria	Juliusz Madecki Sebastian Sageder	6:29.57
12	Canada	Matthew Jensen Doug Vandor	6:29.82

Men's Lightweight Four (LM4-)

Place	Team	Name	Time
1	Great Britain	Richard Chambers James Lindsay-Fynn Paul Mattick James Clarke	6:16.21
2	France	Franck Solfrosi Jérémy Pouge Jean-Christophe Bette Fabien Tilliet	6:17.43
3	Italy	Jiri Vlcek Catello Amarante Salvatore Amitrano Bruno Mascarenhas	6:17.49
4	Canada	Iain Brambell Jon Beare Mike Lewis Liam Parsons	6:18.92
5	China	Huang Zhongming Wu Chongkui Zhang Lin Tian Jun	6:19.04
6	Denmark	Bo Helleberg Eskild Ebbesen Morten Jørgensen Mads Andersen	6:20.09
7	Australia	Rod Chisholm Anthony Edwards Ben Cureton Todd Skipworth	6:04.47

8	Poland	Pawel Randa Bartlomiej Pawelczak Milosz Bernatajty Lukasz Pawlowski	6:05.66
9	Egypt	Abd el Razek Ibrahim Hossam Azouz Ahmed Gad Amin Ramadan	6:05.81
10	Netherlands	Gerard van der Linden Ivo Snijders Roeland Lievens Paul Drewes	6:07.09
11	United States	Andrew Bolton Colin Farrell Patrick Todd Tom Paradiso	6:07.20
12	Ireland	Cathal Moynihan Eugene Coakley Richard Archibald Paul Griffin	6:09.36

Men's Quadruple Sculls (M4x)

Place	Team	Name	Time
1	Poland	Konrad Wasielewski Marek Kolbowicz Michal Jelinski Adam Korol	5:49.42
2	France	Jean-David Bernard Cedric Berrest Jonathan Coeffic Julien Bahain	5:50.95
3	Germany	René Bertram Karsten Brodowski Hans Gruhne Robert Sens	5:52.40
4	Italy	Luca Ghezzi Federico Gattinoni Rossano Galtarossa Simone Raineri	5:53.83
5	Czech Republic	Petr Vitasek Tomas Karas Jakub Hanak David Jirka	5:57.28
6	Ukraine	Volodimir Pavlovskij Dmitri Prokopenko Sergiy Biloushchenko Sergij Grin	5:59.05
7	Russia	Nikita Morgachev Aleksi Svirin Aleksandr Kornilov Nikael Bikua-Mfantse	5:51.06
8	Estonia	Kaspar Taimsoo Vladimir Latin Igor Kuzmin Allar Raja	5:52.79
9	United States	Jonathon Sloan DuRoss Deaglan McEachern Jamie Schroeder Mark Flickinger	5:53.95
10	Australia	Chris Morgan James Gatti James McRae David Kelly	5:55.22
11	Cuba	Yuleidsy Cascaret Angel Rodriguez Janier Concepcion Yoennis Hernandez	5:55.54
12	Belarus	Valery Radzevich Kirył Lemiashkevich Andrei Pliashkou Aliaksandr Novikau	5:57.43

Men's Eight (M8+)			
Place	Team	Name	Time
1	Canada	Kevin Light Ben Rutledge James Byrnes Jake Wetzel Malcolm Howard Dominic Seiterle Adam Kreek Kyle Hamilton Brian Price	5:34.92
2	Germany	Jörg Diessner Florian Eichner Ulf Siemes Jan Tebrügge Sebastian Schulte Thorsten Engelmann Philipp Stüer Bernd Heidicker Peter Thiede	5:37.19
3	Great Britain	Tom James Tom Stallard Thomas Lucy Tom Solesbury Josh West Richard Egington Robin Bourne-Taylor Alastair Heathcote Acer Nethercott	5:37.95
4	United States	Alex Hearne Brodie Buckland Wyatt Allen Patrick O'Dunne Brett Newlin Joshua Inman Steve Coppola Jr Daniel Walsh Marcus McElhenney	5:41.26
5	Russia	Aleksandr Litvintchev Ivan Podshivalov Aleksandr Kulesh Edgar Ivans Evgueni Luzianine Dmitri Rozinkevich Vladimir Volodenkov Denis Markelov Pavel Safonkin	5:41.60
6	Poland	Michal Stawowski Patryk Brzezinski Slawomir Kruszkowski Sebastian Kosiorek Mikolaj Burda Wojciech Gutorski Piotr Buchalski Rafal Hejmej Daniel Trojanowski	5:43.63

7	China	Zhang Shunyin Zhu Yili Zheng Chuanqi Zhang Guangheng Sun Jian Zhou Yinan Zhang Yongquiang Wang Xiangdang Zhang Dechang	5:34.39
8	Australia	James Marburg Matthew Ryan Jeremy Stevenson Tom Laurich Samuel Conrad Cameron McKenzie-McHarg Karsten Forsterling James Tomkins	5:36.30
9	Switzerland	Marty Rabjohns Roland Altenburger Florian Stofer Alain Marfurt Philipp Huwiler Roman Ottiger Remo Suess Stefan Sax Nicolas Lehner	5:37.67
10	Netherlands	Abraham Tesfamikael David Kuiper Peter Vos Daniel Mensch Roel Haen Simon Glazenborg Diederik Simon Gerritjan Eggenkamp Mitchel Steenman	5:41.23
11	France	Niels van den Bovenkamp Bastien Gallet Timothée De Lagarde Julien Pierson Vincent Durupt Frederic Doucet Lionel Jacquiot Sebastien Lente Benjamin Lang	5:41.61
12	Belarus	Christophe Lattaignant Andrei Tatarchuk Dzianis Yakubau Aleh Maskaliou Aliaksandr Dzernavy Yauheni Nosau Andrei Dzemyanenko Vadzim Lialin Aliaksandr Kazubovski Piotr Piatrynich	5:46.35

Men's Coxed Pair (M2+)

Place	Team	Name	Time
1	Poland	Dawid Paczes Lukasz Kardas	7:00.10
2	Italy	Daniel Trojanowski Francesco Gabriele Valerio Massimo Gianluca Barattolo	7:01.84
3	Canada	Kristopher McDaniel Derek O'Farrell Brian Price	7:02.94
4	Australia	Fergus Pragnell Jason Heard Marty Rabjohns	7:03.79
5	Germany	Hanno Wienhausen Michael Ruhe Richard Keppler	7:05.07
6	Croatia	Branko Begovich Marin Begovich Toni Jelenkovic	7:05.23
7	United States	Patrick Godfrey Stephen Kasprzak David Florio	7:12.58
8	Czech Republic	Jakub Friedberger Tomas Patera Radek Telensky	7:16.76
9	Ukraine	Leonid Prytula Oleksandr Pakhomov Oleksandr Konovaliuk	7:18.17

Men's Lightweight Single Sculls (LM1x)

Place	Team	Name	Time
1	New Zealand	Duncan Grant	6:53.89
2	Italy	Lorenzo Bertini	6:57.43
3	Netherlands	Jaap Schouten	6:58.81
4	Germany	Jonathan Koch	6:59.42
5	Japan	Takahiro Suda	7:03.77
6	United States	Ivan Baldychev	7:19.73
7	Great Britain	Alasdair Leighton-Crawford	7:12.09
8	Slovenia	Bine Pislar	7:13.48
9	Canada	Timothy Colson	7:14.57
10	Estonia	Valeri Prosvirnin	7:14.67
11	China	Dong Tianfeng	7:16.63
12	Finland	Matti Jaaeskelainen	7:24.08

Men's Lightweight Eight (LM8+)

Place	Team	Name	Time
1	Netherlands	Tom van den Broek Pieter Bottema Wolter Blankert Dennis Beemsterboer Maarten Tromp Arnoud Greidanus Alwin Snijders Marshall Godschalk Peter Wiersum	5:42.06
2	Germany	Matthias Schömann-Finck Jost Schömann-Finck Martin Rückbrodt Ole Rückbrodt Björn Steinfurth Matthias Veit Lutz Ackermann Joel El-Qalqili Felix Erdmann	5:44.52
3	Italy	Luigi Scala Giorgio Tuccinardi Livio La Padula Salvatore Di Somma Michele Savriè Dario Cerasola Nicola Moriconi Fabrizio Gabriele Andrea Lenzi	5:46.33
4	Denmark	Christian Pedersen Daniel Graff Lasse Dittmann Jonas Thygesen Bjørn Sætterstrøm Jakob Amstrup Niels-Jørgen Gommesen Anders Christensen Emil Blach	5:48.51
5	United States	Tim Larson Gavin Frase Tyler Resch Greg Ruckman Jeffrey Forrester Andrew Diebold John Nichols Will Daly Leigh Heyman	5:51.97
6	Poland	Mariusz Stanczuk Krzysztof Mlynnik Szymon Byczkowski Jaroslaw Bielaszewski Szymon Wisniewski Lukasz Siemion Gabriel Pawlak Cezary Mrozowicz Pawel Lipowski	5:52.65

Men's Coxed Four (M4+)

Place	Team	Name	Time
1	United States	Matthew Deakin Dan Beery Sam Burns Chris Liwiski	6:10.36
2	Serbia	Ned Del Guercio Marko Marjanovic Jovan Popovic Goran Jagar Nikola Stojic	6:11.17
3	Germany	Sasa Mimic Florian Mennigen Stephan Koltzk Philipp Naruhn Mathias Flach Martin Sauer	6:12.49
4	Great Britain	James Orme Marcus Bateman Tom Wilkinson Oliver Moore Phelan Hill	6:13.78
5	Netherlands	Olaf van Andel Christof Coenders Reinder Lubbers Rogier Blink Hergen Meijer	6:14.62
6	Italy	Giovanni Lunardi Edoardo Verzotti Andrea Tranquilli Francesco Fossi Vincenzo Di Palma	6:16.60

Men's Lightweight Pair (LM2-)

Place	Team	Name	Time
1	Italy	Andrea Caianiello Armando Dell'Aquila	6:38.00
2	Germany	Jochen Kühner Martin Kühner	6:39.43
3	Australia	Ross Brown Michael McBryde	6:42.05
4	France	Vincent Faucheux Guillaume Raineau	6:42.33
5	Great Britain	Matt Beechey Daniel Harte	6:42.91
6	Greece	Apostolos Kourkoumpas Evangelos Tsourtsoulas	6:48.39
7	Japan	Tatsuya Mizobe Yu Kataoka	6:46.39
8	Netherlands	Rutger Bruil Tim Heijbrock	6:47.34
9	Canada	John Sasi Terence McKall	6:47.81
10	United States	Matt Smith Simon Carcagno	6:48.20
11	Spain	Javier Gonzalez Nieto Juan Luis Fernandez Tomas	6:51.55
12	Denmark	Kasper Winther Asbjørn Joensen	6:56.01

Men's Lightweight Quadruple Sculls (LM4x)

Place	Team	Name	Time
1	Italy	Leonardo Pettinari Daniele Gilardoni Luca Moncada	6:01.70
2	France	Daniele Danesin Remi Di Girolamo Pierre-Étienne Pollez Maxime Goisset Fabien Dufour	6:02.94
3	Great Britain	Simon Jones Robert Williams Chris Bartley Dave Currie	6:03.83
4	Germany	Kai Anspach Knud Lange Joachim Drews Alexander Bernhardt	6:07.65
5	Denmark	Martin Batenburg Sophus Johannesen Nils Henrik Stene Henrik Stephansen	6:09.46
6	United States	Sam Saylor Jonathan D'Alba Cody Lowry Daniel Urevick-Ackelsberg	6:11.08
7	Serbia	Luka Djordjevic Jovan Djuricic Milos Stanojevic Olexij Martinov	6:12.24
8	Hungary	Gergely Kitka Balazs Markgruber Viktor Zold Peter Galambos	6:14.01

Women

Women's Single Sculls (W1x)

Place	Team	Name	Time
1	Belarus	Ekaterina Karsten	7:26.52
2	Bulgaria	Rumyana Neikova	7:27.91
3	United States	Michelle Guerette	7:28.48
4	Czech Republic	Mirka Knapkova	7:28.67
5	China	Zhang Xiuyun	7:33.37
6	New Zealand	Emma Twigg	7:37.26
7	France	Sophie Balmary	7:36.22
8	Poland	Julia Michalska	7:37.42
9	Sweden	Frida Svensson	7:38.34
10	Russia	Yulia Levina	7:38.98
11	Italy	Gabriella Bascelli	7:44.16
12	Spain	Nuria Dominguez	7:55.77

Women's Pair (W2-)

Place	Team	Name	Time
1	Belarus	Yulia Bichik Natallia Helakh	7:06.56
2	Germany	Nicole Zimmermann Elke Hipler	7:07.99
3	Romania	Georgeta Andrunache Viorica Susanu	7:08.87
4	Australia	Kim Crow Sarah Cook	7:10.85
5	New Zealand	Juliette Haigh Nicky Coles	7:12.49
6	China	Zhang Yage Gao Yulan	7:16.28
7	United States	Portia McGee Anna Mickelson	7:11.89
8	Canada	Darcy Marquardt Jane Rumball	7:13.16
9	Netherlands	Nienke Kingma Helen Tanger	7:18.52
10	Denmark	Lea Jacobsen Fie Graugaard	7:19.16
11	Russia	Vera Potchitaeva Alevtina Podvyazkina	7:21.49
12	Great Britain	Beth Rodford Natasha Page	7:23.07

Women's Double Sculls (W2x)

Place	Team	Name	Time
1	China	Li Qin Tian Liang	6:54.38
2	New Zealand	Georgina Evers-Swindell Caroline Evers-Swindell	6:57.72
3	Great Britain	Elise Laverick Anna Bebington	6:57.74
4	Romania	Ioana Papuc Simona Strimbeschi	6:59.98
5	Czech Republic	Gabriela Vareková Jitka Antošová	7:02.42
6	Germany	Peggy Waleska Christiane Huth	7:04.73
7	Italy	Laura Schiavone Elisabetta Sancassani	7:02.64
8	United States	Jennifer Kaido Ala Piotrowski	7:03.04
9	Australia	Amber Bradley Kerry Hore	7:03.11
10	Hungary	Aliz Konya Lidia Veröci	7:13.43
11	South Korea	Ji Yoo Jin Shin Yeong-Eun	7:15.80
12	Norway	Marianne Fernholt Nordahl Martha Helgeland	7:16.97

Women's Four (W4-)

Place	Team	Name	Time
1	United States	Portia McGee Erin Cafaro Rachel Jeffers Megan Dirkmaat	6:37.94
2	Germany	Nina Wengert Nadine Schmutzler Kerstin Naumann Silke Günther	6:40.36
3	Australia	Phoebe Stanley Katelyn Gray Emily Martin Victoria Roberts	6:43.03
4	Great Britain	Georgina Menheneott Rebecca Rowe Vicki Etiebet Vicky Myers	6:46.55
5	China	Yu Fei Yan Yanfeng Xu Rui Zhang Yangyang	6:47.61
6	Italy	Anna Bonciani Cristina Romiti Carlotta Baratto Anita Pinto	6:52.09

Women's Lightweight Double Sculls (LW2x)

Place	Team	Name	Time
1	Australia	Amber Halliday Marguerite Houston	7:07.18
2	Finland	Sanna Sten Minna Nieminen	7:07.41
=3	Denmark	Katrin Olsen Juliane Elander Rasmussen	7:08.97
=3	Germany	Berit Carow Marie-Louise Dräger	7:08.97
5	Greece	Chrysa Biskitzi Alexandra Tsiavou	7:11.76
6	China	Xu Dongxiang Chen Haixia	7:12.27
7	Canada	Lindsay Jennerich Tracy Cameron	7:08.15
8	Great Britain	Helen Casey Hester Goodsell	7:08.31
9	Japan	Misaki Kumakura Akiko Iwamoto	7:08.36
10	Poland	Magdalena Kemnitz Ilona Mokronowska	7:12.61
11	United States	Wendy Tripician Jana Heere	7:13.09
12	Italy	Erika Bello Laura Milani	7:15.21

Women's Quadruple Sculls (W4x)

Place	Team	Name	Time
1	Great Britain	Annie Vernon Debbie Flood Frances Houghton Katherine Grainger	6:30.81
2	Germany	Kathrin Boron Manuela Lutze Britta Oppelt Stephanie Schiller	6:32.02
3	China	Tang Bin Xi Aihua Jin Ziwei Feng Guixin	6:33.91
4	Ukraine	Tatjana Kolesnikova Natalya Huba Olena Olefirenko Yana Dementyeva	6:34.55
5	Canada	Rachelle De Jong Janine Hanson Krista Guloien Anna-Marie De Zwager	6:40.37
6	United States	Lia Pernell Liane Malcos Christen Brown Ellen Tomek	6:41.02
7	Australia	Amy Ives Sonia Mills Catriona Sens Brooke Pratley	6:31.60
8	Romania	Ionelia Neacsu Camelia Lupascu Eniko Barabas Roxana Cogianu	6:33.90
9	France	Caroline Delas Stéphanie Dechand Inène Pascal Gaelle Buniet	6:34.29
10	Russia	Julia Makarova – Belusova Julia Kalinovskaya Oksana Dorodnova Larisa Merk	6:38.51

11	Belarus	Natallia Haurlyenka Alina Makhneva Volha Berazniova Hanna Nakhayeva	6:41.06
12	Lithuania	Gabriele Albertaviciute Asta Romeryte Vaida Arbociute Lina Saltyte	6:43.73

Women's Eight (W8+)

Place	Team	Name	Time
1	United States	Brett Sickler Lindsay Shoop Anna Goodale Samantha Magee Anna Mickelson Susan Francia Caroline Lind Caryn Davies Mary Whipple	6:17.20
2	Romania	Rodica Serban Viorica Susanu Simona Strimbeschi Ana-Maria Apachitei Aurica Barascu Ioana Papuc Georgeta Andrunache Doina Ignat Elena Georgescu	6:18.33
3	Great Britain	Carla Ashford Baz Moffat Alice Freeman Louisa Reeve Natasha Howard Alison Knowles Katie Greves Jessica Eddie Caroline O'Connor	6:19.66
4	Australia	Sally Kehoe Sarah Cook Robyn Selby Smith Kate Hornsey Kim Crow Natalie Bale Sarah Outhwaite Sarah Heard Lizzy Patrick	6:19.86
5	Germany	Josephine Wartenberg Marlene Sinnig Christina Gerking Magdalena Schmude Lenka Wech Maren Derlien Nicole Zimmermann Elke Hipler	6:19.99
6	Canada	Annina Ruppel Sarah Bonikowsky Katie Reynolds Romina Stefancic Ashley Brzozowicz Sabrina Kolker Kaylan Vander Schilden Heather Mandoli Buffy Williams Lesley Thompson	6:23.10

7	Netherlands	Femke Dekker Jacobine Veenhoven Marlies Smulders Hurnet Dekkers Annemarieke van Rumpt Roline Repelaer van Driel Sarah Siegelaar Annemiek de Haan Ester Workel	6:14.75
8	China	Zhang Yanan Luo Xiuhua Wu You Yan Xiaoxia Li Juju Li Meng Li Tong Yang Cuiping Zheng Na	6:19.29
9	New Zealand	Tamsin Gilbert Simone Hudson Emma-Jane Feathery Rebecca Scown Fi Paterson Paula Twining Nicki-Lee Crawford Erin Tolhurst Candice Bardsley	6:21.15

Women's Lightweight Single Sculls (LW1x)

Place	Team	Name	Time
1	Netherlands	Marit van Eupen	7:38.02
2	United States	Jennifer Goldsack	7:39.59
3	Canada	Melanie Kok	7:45.24
4	Croatia	Mirna Rajle	7:50.27
5	Great Britain	Andrea Dennis	7:53.25
6	Finland	Ilona Hiltunen	7:53.80
7	France	Bénédicte Luzuy	7:48.55
8	Switzerland	Fabiane Albrecht	7:51.87
9	Denmark	Maria Pertl	7:54.39
10	Germany	Laura Tasch	7:55.03
11	Italy	Valentina Galmarini	7:55.29
12	Austria	Michaela Taupe	7:57.91

Women's Lightweight Quadruple Sculls (LW4x)

Place	Team	Name	Time
1	Australia	Bronwen Watson Miranda Bennett Alice McNamara Tara Kelly	6:35.97
2	Great Britain	Sophie Hosking Laura Greenhalgh Mathilde Pauls Jane Hall	6:38.78
3	China	Liu Jing Jing Jia Yu Hua Yan Shimin	6:40.32
4	United States	Hannah Moore Margaret Duggan Sarah Bates Carey Brezler	6:41.82
5	Germany	Anja Noske Julia Kröger Julia Wolff Kaja Brecht	6:42.69
6	Netherlands	Eeke Thomee Annelies Labots Katrien Hautvast Kirsten van der Kolk	6:48.20
7	Italy	Viviana Bulgarelli Erika Mai Enrica Marasca Francesca Gallo	7:02.79
8	Myanmar	Than Than New Myint Myint Oo Shwe Zin Latt Myint Myint Htwe	7:08.57

4.1.2. World Rowing Championships 2001-2007 - Olympic Events (Top 3 crews)

Men

Men's Single Sculls (M1x)

Year	Location	1st	T	2nd	T	3rd	T
2007	Munich (GER)	New Zealand (NZL) Mahe Drysdale	6:45.67	Czech Republic (CZE) Ondrej Synek	6:46.48	Norway (NOR) Olaf Tufte	6:47.58
2006	Eton (GBR)	New Zealand (NZL) Mahe Drysdale	6:35.40	Germany (GER) Marcel Hacker	6:35.49	Czech Republic (CZE) Ondrej Synek	6:37.51
2005	Gifu (JPN)	New Zealand (NZL) Mahe Drysdale	7:16.42	Norway (NOR) Olaf Tufte	7:18.34	Czech Republic (CZE) Ondrej Synek	7:21.12
2003	Milan (ITA)	Norway (NOR) Olaf Tufte	6:46.15	Germany (GER) Marcel Hacker	6:47.47	Slovenia (SLO) Iztok Cop	6:48.31
2002	Seville (ESP)	Germany (GER) Marcel Hacker	6:36.33	Slovenia (SLO) Iztok Cop	6:39.00	Norway (NOR) Olaf Tufte	6:39.45
2001	Lucerne (SUI)	Norway (NOR) Olaf Tufte	6:43.04	Slovenia (SLO) Iztok Cop	6:43.36	Czech Republic (CZE) Vaclav Chalupa Jr	6:43.62

Men's Pair (M2-)

Year	Location	1st	T	2nd	T	3rd	T
2007	Munich (GER)	Australia (AUS) Drew Ginn Duncan Free	6:24.89	New Zealand (NZL) Nathan Twaddle George Bridgewater	6:30.19	Great Britain (GBR) Colin Smith Matt Langridge	6:31.06
2006	Eton (GBR)	Australia (AUS) Drew Ginn Duncan Free	6:18.00	New Zealand (NZL) Nathan Twaddle George Bridgewater	6:19.13	Canada (CAN) Kevin Light Malcolm Howard	6:21.83
2005	Gifu (JPN)	New Zealand (NZL) Nathan Twaddle George Bridgewater	6:52.51	South Africa (RSA) Ramon Di Clemente Donovan Cech	6:55.52	Italy (ITA) Luca Agamennoni Dario Lari	6:57.29
2003	Milan (ITA)	Australia (AUS) Drew Ginn James Tomkins	6:19.31	Croatia (CRO) Sinisa Skelin Niksa Skelin	6:20.79	South Africa (RSA) Ramon Di Clemente Donovan Cech	6:21.69
2002	Seville (ESP)	Great Britain (GBR) James Cracknell Matthew Pinsent	6:14.27	South Africa (RSA) Ramon Di Clemente Donovan Cech	6:15.60	Croatia (CRO) Sinisa Skelin Niksa Skelin	6:15.97
2001	Lucerne (SUI)	Great Britain (GBR) James Cracknell Matthew Pinsent	6:27.57	Yugoslavia (YUG) Djordje Visacki Nikola Stojic	6:27.59	South Africa (RSA) Ramon Di Clemente Donovan Cech	6:29.31

Men's Double Sculls (M2x)

Year	Location	1st	T	2nd	T	3rd	T
2007	Munich (GER)	Slovenia (SLO) Luka Spik Iztok Cop	6:16.65	France (FRA) Jean-Baptiste Macquet Adrien Hardy	6:16.93	Estonia (EST) Tonu Endrekson Juri Jaanson	6:18.32
2006	Eton (GBR)	France (FRA) Jean-Baptiste Macquet Adrien Hardy	6:07.60	Slovenia (SLO) Luka Spik Iztok Cop	6:09.79	Great Britain (GBR) Matthew Wells Stephen Rowbotham	6:10.95
2005	Gifu (JPN)	Slovenia (SLO) Luka Spik Iztok Cop	6:37.61	Italy (ITA) Federico Gattinoni Luca Ghezzi	6:37.96	Germany (GER) Christian Schreiber Rene Burmeister	6:46.71
2003	Milan (ITA)	France (FRA) Sébastien Vieilledent Adrien Hardy	6:13.93	Italy (ITA) Rossano Galtarossa Alessio Sartori	6:15.65	Czech Republic (CZE) Milan Dolecek Jr Ondrej Synek	6:16.59
2002	Seville (ESP)	Hungary (HUN) Ákos Haller Tibor Pető	6:05.74	Italy (ITA) Agostino Abbagnale Franco Berra	6:06.93	Germany (GER) André Willms Andreas Hajek	6:07.77
2001	Lucerne (SUI)	Hungary (HUN) Ákos Haller Tibor Pető	6:14.16	France (FRA) Adrien Hardy Sébastien Vieilledent	6:14.29	Italy (ITA) Rossano Galtarossa Alessio Sartori	6:14.43

Men's Four (M4-)

Year	Location	1st	T	2nd	T	3rd	T
2007	Munich (GER)	New Zealand (NZL) Carl Meyer James Dallinger Eric Murray Hamish Bond	5:54.24	Italy (ITA) Carlo Mornati Alessio Sartori Niccolò Mornati Lorenzo Carboncini	5:55.15	Netherlands (NED) Geert Cirkel Matthijs Vellenga Jan-Willem Gabriels Gijs Vermeulen	5:55.49
2006	Eton (GBR)	Great Britain (GBR) Steve Williams Peter Reed Alex Partridge Andrew Hodge	5:43.75	Germany (GER) Gregor Hauffe Toni Seifert Urs Käufer Philipp Adamski	5:44.64	Netherlands (NED) Geert Cirkel Jan-Willem Gabriels Matthijs Vellenga Gijs Vermeulen	5:45.54
2005	Gifu (JPN)	Great Britain (GBR) Steve Williams Peter Reed Alex Partridge Andrew Hodge	6:11.59	Netherlands (NED) Geert Cirkel Jan-Willem Gabriels Matthijs Vellenga Gijs Vermeulen	6:13.23	Canada (CAN) Robert Weitemeyer Peter Dembicki Andrew Ireland Kristopher McDaniel	6:16.02
2003	Milan (ITA)	Canada (CAN) Cameron Baerg Tom Herschmiller Jake Wetzel Barney Williams	5:52.91	Great Britain (GBR) Steve Williams Josh West Toby Garbett Rick Dunn	5:53.54	Germany (GER) Sebastian Thormann Paul Dienstbach Philipp Stüer Bernd Heidicker	5:55.13
2002	Seville (ESP)	Germany (GER) Sebastian Thormann Paul Dienstbach Philipp Stüer Bernd Heidicker	5:41.35	Great Britain (GBR) Steve Williams Josh West Toby Garbett Rick Dunn	5:41.60	Italy (ITA) Niccolò Mornati Raffaello Leonardo Lorenzo Carboncini Carlo Mornati	5:44.12
2001	Lucerne (SUI)	Great Britain (GBR) Toby Garbett Steve Williams Edward Coode Rick Dunn	5:48.98	Germany (GER) Sebastian Thormann Paul Dienstbach Philipp Stüer Bernd Heidicker	5:50.56	Slovenia (SLO) Janez Klemencic Milan Jansa Rok Kolander Matej Prelog	5:52.23

Men's Lightweight Double Sculls (LM2x)

Year	Location	1st	T	2nd	T	3rd	T
2007	Munich (GER)	Denmark (DEN) Mads Rasmussen Rasmus Quist	6:24.21	Greece (GRE) Dimitrios Mougios Vasileios Polymeros	6:25.89	Great Britain (GBR) Zac Purchase Mark Hunter	6:26.92
2006	Eton (GBR)	Denmark (DEN) Mads Rasmussen Rasmus Quist	6:11.42	Italy (ITA) Marcello Miani Elia Luini	6:14.90	France (FRA) Fabrice Moreau Frédéric Dufour	6:15.94
2005	Gifu (JPN)	Hungary (HUN) Zsolt Hirling Tamas Varga	6:05.10	Denmark (DEN) Mads Rasmussen Rasmus Quist	6:05.62	Poland (POL) Pawel Randa Robert Sycz	6:07.93
2003	Milan (ITA)	Italy (ITA) Elia Luini Leonardo Pettinari	6:30.60	Poland (POL) Tomasz Kucharski Robert Sycz	6:33.12	Ireland (IRL) Sam Lynch Gearoid Towey	6:35.90
2002	Seville (ESP)	Italy (ITA) Elia Luini Leonardo Pettinari	6:10.80	Poland (POL) Tomasz Kucharski Robert Sycz	6:13.50	Denmark (DEN) Mads Rasmussen Rasmus Hansen	6:14.82
2001	Lucerne (SUI)	Italy (ITA) Elia Luini Leonardo Pettinari	6:16.75	Poland (POL) Tomasz Kucharski Robert Sycz	6:19.45	France (FRA) Fabrice Moreau Thibaud Chapelle	6:20.30

Men's Lightweight Four (LM4-)

Year	Location	1st	T	2nd	T	3rd	T
2007	Munich (GER)	Great Britain (GBR) Richard Chambers James Lindsay-Fynn Paul Mattick James Clarke	6:16.21	France (FRA) Franck Solforosi Jérémy Pouge Jean-Christophe Bette Fabien Tilliet	6:17.43	Italy (ITA) Jiri Vlcek Catello Amarante Salvatore Amitrano Bruno Mascarenhas	6:17.49
2006	Eton (GBR)	China (CHN) Huang Zhongming Wu Chongkui Zhang Lin Tian Jun	5:49.43	France (FRA) Franck Solforosi Jérémy Pouge Jean-Christophe Bette Fabien Tilliet	5:51.26	Ireland (IRL) Gearoid Towey Eugene Coackley Richard Archibald Paul Griffin	5:51.35
2005	Gifu (JPN)	France (FRA) Franck Solforosi Jérémy Pouge Jean-Christophe Bette Fabien Tilliet	5:47.91	Ireland (IRL) Tim Harnedy Eugene Coackley Richard Archibald Paul Griffin	5:49.26	Italy (ITA) Lorenzo Bertini Salvatore Di Somma Elia Luini Bruno Mascarenhas	5:49.30
2003	Milan (ITA)	Denmark (DEN) Hans Thor Kristensen Thomas Ebert Stephan Mølvi Eskild Ebbesen	6:10.46	Netherlands (NED) Gerard van der Linden Ivo Snijders Karel Dormans Joeri de Groot Italy (ITA)	6:12.24	Italy (ITA) Lorenzo Bertini Catello Amarante Salvatore Amitrano Bruno Mascarenhas Canada (CAN)	6:13.04
2002	Seville (ESP)	Denmark (DEN) Hans Thor Kristensen Thomas Ebert Stephan Mølvi Eskild Ebbesen	5:47.21	Italy (ITA) Lorenzo Bertini Catello Amarante Salvatore Amitrano Bruno Mascarenhas	5:49.41	Canada (CAN) Doug Vandor Iain Brambell Jon Mandick Gavin Hassett	5:50.55
2001	Lucerne (SUI)	Austria (AUT) Sebastian Sageder Bernd Wakolbinger Wolfgang Sigl Martin Kobau	5:53.55	Denmark (DEN) Thomas Ebert Hans Thor Kristensen Søren Madsen Eskild Ebbesen	5:54.36	France (FRA) Laurent Porchier Jean-Christophe Bette Yves Hocde Xavier Dorfman	5:55.55

Men's Quadruple Sculls (M4x)

Year	Location	1st	T	2nd	T	3rd	T
2007	Munich (GER)	Poland (POL) Konrad Wasielewski Marek Kolbowicz Michal Jelinski Adam Korol	5:49.42	France (FRA) Jean-David Bernard Cedric Berrest Jonathan Coeffic Julien Bahain	5:50.95	Germany (GER) René Bertram Karsten Brodowski Hans Gruhne Robert Sens	5:52.40
2006	Eton (GBR)	Poland (POL) Konrad Wasielewski Marek Kolbowicz Michal Jelinski Adam Korol	5:38.99	Ukraine (UKR) Volodimir Pavlovskij Dmitri Prokopenko Sergiy Biloushchenko Sergij Grin	5:40.47	Estonia (EST) Allar Raja Igor Kuzmin Tonu Endrekson Andrei Jamsa	5:41.23
2005	Gifu (JPN)	Poland (POL) Konrad Wasielewski Marek Kolbowicz Michal Jelinski Adam Korol	5:34.96	Slovenia (SLO) Matej Prelog Davor Mizerit Luka Spik Iztok Cop	5:35.45	Estonia (EST) Jueri Jaanson Leonid Gulov Tonu Endrekson Andrei Jamsa	5:36.61
2003	Milan (ITA)	Germany (GER) André Willms Stephan Volkert Marco Geisler Robert Sens	6:12.26	Czech Republic (CZE) David Kopriva Petr Vitasek Jakub Hanak David Jirka	6:15.59	Poland (POL) Adam Bronikowski Marek Kolbowicz Slawomir Kruszkowski Adam Korol	6:18.80
2002	Seville (ESP)	Germany (GER) René Bertram Stephan Volkert Marco Geisler Robert Sens	5:39.57	Poland (POL) Adam Bronikowski Marek Kolbowicz Slawomir Kruszkowski Adam Korol	5:40.43	Italy (ITA) Mattia Righetti Marco Ragazzi Rossano Galtarossa Simone Raineri	5:43.62
2001	Lucerne (SUI)	Germany (GER) Christian Schreiber André Willms Marco Geisler Andreas Hajek	5:40.89	Netherlands (NED) Geert Cirkel Dirk Lippits Diederik Simon Michiel Bartman	5:42.64	Italy (ITA) Nicola Sartori Mattia Righetti Franco Berra Simone Raineri	5:42.87

Men's Eight (M8+)

Year	Location	1st	T	2nd	T	3rd	T
2007	Munich (GER)	Canada (CAN) Kevin Light Ben Rutledge James Byrnes Jake Wetzels Malcolm Howard Dominic Seiterle Adam Kreek Kyle Hamilton Brian Price	5:34.92	Germany (GER) Jörg Diessner Florian Eichner Ulf Siemes Jan Tebrügge Sebastian Schulte Thorsten Engelmann Philipp Stürer Bernd Heidicker Peter Thiede	5:37.19	Great Britain (GBR) Tom James Tom Stallard Thomas Lucy Tom Solesbury Josh West Richard Egington Robin Bourne-Taylor Alastair Heathcote Acer Nethercott	5:37.95
2006	Eton (GBR)	Germany (GER) Jörg Diessner Stephan Koltzk Ulf Siemes Jan Tebrügge Sebastian Schulte Thorsten Engelmann Philipp Stürer Bernd Heidicker Peter Thiede	5:21.85	Italy (ITA) Carlo Mornati Pierpaolo Frattini Luca Agamennoni Mario Palmisano Dario Dentale Alessio Sartori Niccolò Mornati Lorenzo Carboncini Gaetano Iannuzzi	5:23.29	United States (USA) Paul Daniels Matthew Deakin Kenneth Jurkowski Giuseppe Lanzone Steve Coppola Jr Daniel Walsh Chris Liwski Beau Hoopman Marcus McElhenney	5:24.14
2005	Gifu (JPN)	United States (USA) Paul Daniels Matthew Deakin Steve Coppola Jr Michael Blomquist Dan Beery Joshua Inman Bryan Volpenhein Beau Hoopman Marcus McElhenney	5:22.75	Italy (ITA) Lorenzo Carboncini Niccolò Mornati Pierpaolo Frattini Valerio Pinton Mario Palmisano Dario Dentale Raffaello Leonardo Carlo Mornati Gaetano Iannuzzi	5:24.01	Germany (GER) Jochen Urban Sebastian Schulte Stephan Koltzk Jan-Martin Bröer Jan Tebrügge Ulf Siemes Thorsten Engelmann Andreas Penkner Peter Thiede	5:25.66
2003	Milan (ITA)	Canada (CAN) Joe Stankevicius Kevin Light Ben Rutledge Kyle Hamilton David Calder Andrew Hoskins Adam Kreek Jeff Powell Brian Price	6:00.44	United States (USA) Ryan Torgerson Jon Watling Mike Wherley Wolfgang Moser Bryan Volpenhein Jeff Klepacki Joseph Hansen Jason Read Pete Cipollone	6:01.46	Great Britain (GBR) Alex Partridge Daniel Ouseley Jonathan Devlin Andrew Hodge Edward Coode Philip Simmons Robin Bourne-Taylor Tom James Christian Cormack	6:03.45
2002	Seville (ESP)	Canada (CAN) Matt Swick Kevin Light Ben Rutledge Kyle Hamilton Joe Stankevicius Andrew Hoskins Adam Kreek Jeff Powell Brian Price	5:26.92	Germany (GER) Sebastian Schulte Thorsten Engelmann Jörg Diessner Stephan Koltzk Johannes Doberschütz Enrico Schnabel Ulf Siemes Michael Ruhe Peter Thiede	5:28.16	United States (USA) Ryan Torgerson Garrett Klugh Joseph Hansen Wolfgang Moser Mike Wherley Eric Mueller Bryan Volpenhein Jon Watling Pete Cipollone	5:29.27
2001	Lucerne (SUI)	Romania (ROU) Daniel Mastacan Florin Corbeanu Cornel Nemtoc Ioan Florariu Ovidiu Cornea Andrei Banica Gheorghe Pirvan Vasile Mastacan Marin Gheorghe	5:27.48	Croatia (CRO) Oliver Martinov Damir Vucicic Tomislav Smoljanovic Niksa Skelin Sinisa Skelin Krešimir Culjak Igor Boraska Branimir Vujevic Silvijo Petrisko	5:28.47	Germany (GER) Sebastian Schulte Thorsten Engelmann Johannes Doberschütz Stephan Koltzk Jörg Diessner Enrico Schnabel Ulf Siemes Michael Ruhe Peter Thiede	5:29.41

Women

Women's Single Sculls (W1x)

Year	Location	1st	T	2nd	T	3rd	T
2007	Munich (GER)	Belarus (BLR) Ekaterina Karsten	7:26.52	Bulgaria (BUL) Rumyana Neykova	7:27.91	United States (USA) Michelle Guerette	7:28.48
2006	Eton (GBR)	Belarus (BLR) Ekaterina Karsten	7:11.02	Czech Republic (CZE) Mirka Knapkova	7:15.02	Sweden (SWE) Frida Svensson	7:18.35
2005	Gifu (JPN)	Belarus (BLR) Ekaterina Karsten	7:48.35	Czech Republic (CZE) Mirka Knapkova	7:51.69	United States (USA) Michelle Guerette	7:52.62
2003	Milan (ITA)	Bulgaria (BUL) Rumyana Neykova	7:18.12	Germany (GER) Katrin Rutschow-Stomporowski	7:21.44	Belarus (BLR) Ekaterina Karsten	7:23.30
2002	Seville (ESP)	Bulgaria (BUL) Rumyana Neykova	7:07.71	Belarus (BLR) Ekaterina Karsten	7:11.74	Germany (GER) Katrin Rutschow-Stomporowski	7:12.07
2001	Lucerne (SUI)	Germany (GER) Katrin Rutschow-Stomporowski	7:19.25	Russia (RUS) Yulia Levina	7:23.28	Belarus (BLR) Ekaterina Karsten	7:25.18

Women's Pair (W2-)

Year	Location	1st	T	2nd	T	3rd	T
2007	Munich (GER)	Belarus (BLR) Yulia Bichik Natalia Helakh	7:06.56	Germany (GER) Nicole Zimmermann Elke Hipler	7:07.99	Romania (ROU) Georgeta Andrunache Viorica Susanu	7:08.87
2006	Eton (GBR)	Canada (CAN) Darcy Marquardt Jane Rumball	6:54.68	New Zealand (NZL) Juliette Haigh Nicky Coles	6:56.72	Germany (GER) Nicole Zimmermann Elke Hipler	6:57.11
2005	Gifu (JPN)	New Zealand (NZL) Juliette Haigh Nicky Coles	7:43.83	Australia (AUS) Sarah Outhwaite Natalie Bale	7:47.57	Russia (RUS) Vera Potchitaeva Veleria Starodubrovskaya	7:50.07
2003	Milan (ITA)	Great Britain (GBR) Katherine Grainger Cath Bishop	7:04.88	Belarus (BLR) Yulia Bichik Natalia Helakh	7:05.89	Romania (ROU) Georgeta Andrunache Viorica Susanu	7:06.16
2002	Seville (ESP)	Romania (ROU) Georgeta Andrunache Viorica Susanu	6:53.80	Canada (CAN) Jacqui Cook Karen Clark	6:57.08	Belarus (BLR) Yulia Bichik Natalia Helakh	6:59.21
2001	Lucerne (SUI)	Romania (ROU) Georgeta Damian Viorica Susanu	7:01.27	Belarus (BLR) Olga Tratsevskaya Yulia Bichik	7:03.51	Canada (CAN) Jacqui Cook Karen Clark	7:05.52

Women's Double Sculls (W2x)

Year	Location	1st	T	2nd	T	3rd	T
2007	Munich (GER)	China (CHN) Li Qin Tian Liang	6:54.38	New Zealand (NZL) Georgina Evers-Swindell Caroline Evers-Swindell	6:57.72	Great Britain (GBR) Elise Laverick Anna Bebington	6:57.74
2006	Eton (GBR)	Australia (AUS) Elizabeth Kell Brooke Pratley	6:47.67	Germany (GER) Britta Oppelt Susanne Schmidt	6:47.95	New Zealand (NZL) Caroline Evers-Swindell Georgina Evers-Swindell	6:48.82
2005	Gifu (JPN)	New Zealand (NZL) Georgina Evers-Swindell Caroline Evers-Swindell	7:08.03	Bulgaria (BUL) Rumyana Neykova Miglena Markova	7:10.92	Australia (AUS) Amber Bradley Sally Kehoe	7:22.86
2003	Milan (ITA)	New Zealand (NZL) Georgina Evers-Swindell Caroline Evers-Swindell	6:45.79	Germany (GER) Britta Oppelt Kathrin Boron	6:47.57	Russia (RUS) Larisa Merk Irina Fedotova	6:49.50
2002	Seville (ESP)	New Zealand (NZL) Georgina Evers-Swindell Caroline Evers-Swindell	6:38.78	Russia (RUS) Larisa Merk Irina Fedotova	6:41.06	Italy (ITA) Elisabetta Sancassani Gabiella Bascelli	6:41.65
2001	Lucerne (SUI)	Germany (GER) Kathrin Boron Kerstin Kowalski	6:50.20	New Zealand (NZL) Georgina Evers-Swindell Caroline Evers-Swindell	6:51.73	Belarus (BLR) Ekaterina Karsten Volha Berazniova	6:52.72

Women's Lightweight Double Sculls (LW2x)

Year	Location	1st	T	2nd	T	3rd	T
2007	Munich (GER)	Australia (AUS) Amber Halliday Marguerite Houston	7:07.18	Finland (FIN) Sanna Sten Minna Nieminen	7:07.41	Denmark (DEN) Katrin Olsen Juliane Elander Rasmussen Germany (GER) Berit Carow Marie-Louise Dräger	7:08.97
2006	Eton (GBR)	China (CHN) Xu Dongxiang Yan Shimin	6:55.12	Australia (AUS) Marguerite Houston Amber Halliday	6:56.57	Greece (GRE) Chrysa Biskitzi Alexandra Tsiavou	6:57.14
2005	Gifu (JPN)	Germany (GER) Daniela Reimer Marie-Louise Dräger	6:48.47	United States (USA) Renee Hykel Julie Nichols	6:48.77	Finland (FIN) Sanna Sten Minna Nieminen	6:49.02
2003	Milan (ITA)	Germany (GER) Marie-Louise Dräger Claudia Blasberg	7:14.55	Australia (AUS) Sally Causby Amber Halliday	7:17.28	Romania (ROU) Constanta Burcica Camelia Mihalcea	7:18.24
2002	Seville (ESP)	Australia (AUS) Sally Causby Amber Halliday	6:52.84	Germany (GER) Janet Radünzel Claudia Blasberg	6:53.56	Great Britain (GBR) Helen Casey Tracy Langlands	6:55.28
2001	Lucerne (SUI)	Germany (GER) Janet Radünzel Claudia Blasberg	6:55.55	Poland (POL) Katarzyna Demianiuk Ilona Mokronowska	6:58.02	Romania (ROU) Monica Stan Irina Acșinte	6:58.97

Women's Quadruple Sculls (W4x)

Year	Location	1st	T	2nd	T	3rd	T
2007	Munich (GER)	Great Britain (GBR) Annie Vernon Debbie Flood Frances Houghton Katherine Grainger	6:30.81	Germany (GER) Kathrin Boron Manuela Lutze Britta Oppelt Stephanie Schiller	6:32.02	China (CHN) Tang Bin Xi Aihua Jin Ziwei Feng Guixin	6:33.91
2006	Eton (GBR)	Great Britain (GBR) Debbie Flood Sarah Winckless Frances Houghton Katherine Grainger	6:12.50	Australia (AUS) Catriona Sens Sonia Mills Dana Faletic Sally Kehoe	6:13.99	Germany (GER) Christiane Huth Magdalena Schmude Jeannine Hennicke Stephanie Schiller	6:14.67
2005	Gifu (JPN)	Great Britain (GBR) Rebecca Romero Sarah Winckless Frances Houghton Katherine Grainger	6:09.59	Germany (GER) Britta Oppelt Susanne Schmidt Kathrin Boron Stephanie Schiller	6:09.93	Russia (RUS) Olga Samulenkova Oksana Dorodnova Larisa Merk Irina Fedotova	6:12.19
2003	Milan (ITA)	Australia (AUS) Jane Robinson Dana Faletic Kerry Hore Amber Bradley	6:46.52	Belarus (BLR) Ekaterina Karsten Yulia Bichik Volha Berazniova Maryia Varona	6:48.87	Germany (GER) Peggy Waleska Marita Scholz Manuela Lutze Kerstin El Qalqili	6:49.34
2002	Seville (ESP)	Germany (GER) Peggy Waleska	6:15.66	Denmark (DEN) Astrid Haastrup Jespersen Sarah Lauritzen Dorthe Pedersen	6:16.84	Belarus (BLR) Inessa Zakharevskaya Volha Berazniova Ekaterina Karsten Maryia Varona	6:18.12
2001	Lucerne (SUI)	Germany (GER) Peggy Waleska Marita Scholz Manuela Lutze Manja Kowalski	6:12.95	New Zealand (NZL) Sonia Waddell Paula Twining Caroline Evers-Swindell Georgina Evers-Swindell	6:15.35	United States (USA) Sarah Jones Carol Skricki Hilary Gehman Laura Rauchfuss	6:18.30

Women's Eight (W8+)

Year	Location	1st	T	2nd	T	3rd	T
2007	Munich (GER)	United States (USA) Brett Sickler Lindsay Shoop Anna Goodale Samantha Magee Anna Mickelson Susan Francia Caroline Lind Caryn Davies Mary Whipple	6:17.20	Romania (ROU) Rodica Serban Viorica Susanu Simona Strimbeschi Ana-Maria Apachitei Aurica Barascu Ioana Papuc Georgeta Andrunache Doina Ignat	6:18.33	Great Britain (GBR) Carla Ashford Baz Moffat Alice Freeman Louisa Reeve Natasha Howard Alison Knowles Katie Greves Jessica Eddie Caroline O'Connor	6:19.66
2006	Eton (GBR)	United States (USA) Brett Sickler Megan Cooke Anna Goodale Lindsay Shoop Anna Mickelson Susan Francia Caroline Lind Caryn Davies Mary Whipple	5:55.50	Romania (ROU) Nina Wengert Johanna Rönfeldt Christina Gerking Nadine Schmutzler Lenka Wech Maren Derlien Nicole Zimmermann Elke Hipler	5:57.29	Australia (AUS) Robyn Selby Smith Joanna Lutz Amber Bradley Sarah Cook Kim Crow Sarah Heard Emily Martin Kate Hornsey Lizzie Patrick	6:00.29
2005	Gifu (JPN)	Australia (AUS) Sarah Outhwaite Robyn Selby Smith Sonia Mills Kate Hornsey Emily Martin	5:58.10	Romania (ROU) Eniko Barabas Georgeta Craciun Camelia Lupascu Ana-Maria Apachitei Elena Serban	5:59.50	Netherlands (NED) Femke Dekker Nienke Dekkers Nienke Hommes Hurnet Dekkers Annemarieke van Rump Laura Posthuma Annemiek de Haan Helen Tanger Ester Workele	5:59.61
2003	Milan (ITA)	Germany (GER) Elke Hipler Anja Pyritz Maja Tucholke Britta Holthaus Susanne Schmidt Nicole Zimmermann Silke Günther Lenka Wech Annina Ruppel	6:41.23	Romania (ROU) Georgeta Craciun Aurica Barascu Liliana Gafencu Viorica Susanu Magdalena Dumitrache Elisabeta Lipa Georgeta Andrunache Doina Ignat Elena Georgescu	6:44.63	Canada (CAN) Jacqui Cook Karen Clark Rachel Dunnet Andreanne Morin Darcy Marquardt Pauline Van Roessel Roslyn McLeod Buffy Williams Sarah Pape	6:45.53
2002	Seville (ESP)	United States (USA) Kate Johnson Dana Pierce Caryn Davies Maite Urtasun Bernadette Marten Alison Cox Anna Mickelson Kate MacKenzie Mary Whipple	6:04.25	Australia (AUS) Jodi Winter Joanna Lutz Julia Wilson Jane Robinson Rachel Taylor Rebecca Sattin Victoria Roberts Kristina Larsen Carly Bilson	6:05.10	Germany (GER) Anja Pyritz Maja Tucholke Britta Holthaus Dana Pyritz Nicole Zimmermann Susanne Schmidt Lenka Wech Silke Günther Annina Ruppel	6:05.19
2001	Lucerne (SUI)	Australia (AUS) Jodi Winter Joanna Lutz Julia Wilson Jane Robinson Emily Martin Rebecca Sattin Victoria Roberts Kristina Larsen Carly Bilson	6:03.66	Romania (ROU) Elena Pirvan Aurica Chirita Natalita Berteanu Elena Gavrilescu Mihaela Nastasa Doina Spircu Georgeta Damian Viorica Susanu Rodica Anghel	6:04.96	Germany (GER) Silke Günther Anja Pyritz Dana Pyritz Britta Holthaus Susanne Schmidt Sandra Goldbach Maja Tucholke Lenka Wech Annina Ruppel	6:05.32

4.1.3. World Rowing Championships 2001-2007 - International Events (Top 3 crews)

Men

Men's Coxed Pair (M2+)

Year	Location	1st	T	2nd	T	3rd	T
2007	Munich (GER)	Poland (POL) Dawid Paczes Lukasz Kardas	7:00.10	Italy (ITA) Francesco Gabriele Valerio Massimo	7:01.84	Canada (CAN) Kristopher McDaniel Derek O'Farrell	7:02.94
2006	Eton (GBR)	Daniel Trojanowski Serbia (SRB) Nikola Stojic Jovan Popovic	6:51.27	Gianluca Barattolo Italy (ITA) Francesco Gabriele Dario Cerasola	6:54.39	Brian Price Canada (CAN) James Byrnes Derek O'Farrell	6:55.41
2005	Gifu (JPN)	Ivan Ninkovic Australia (AUS) Hardy Cubasch Samuel Conrad	7:16.61	Italy (ITA) Andrea Riva Dario Cerasola Edoardo Verzotti	7:23.22	United States (USA) Brian Price Jordan Smith Micah Boyd	7:26.22
2004	Banyoles (ESP)	Marc Douez Italy (ITA) Mattia Trombetta Mario Palmisano	6:54.46	Poland (POL) Marcin Wika Piotr Basta Rafal Cholewinski	6:55.63	Denmark (DEN) Gunnar Levring Morten Ølgaard Nielsen Jacob Neergaard	6:56.12
2003	Milan (ITA)	Luigi Longobardi United States (USA) Matt Rich Dan Beery	7:10.11	Australia (AUS) Luke Pougnauld Jono Fievez Marc Douez	7:13.13	Canada (CAN) Kevin Burt Geoff Hodgson Brian Price	7:20.23
2002	Seville (ESP)	Germany (GER) Lars Krisch Andreas Werner Claus Müller-Gatermann	6:47.93	United States (USA) Dan Beery Dana Schmunk Joe Manion	6:50.60	Australia (AUS) Tom Laurich Robert Jahrling Michael Toon	6:53.77
2001	Lucerne (SUI)	Great Britain (GBR) James Cracknell Matthew Pinsent Neil Chugani	6:49.33	Italy (ITA) Mattia Trombetta Lorenzo Carboncini Andrea Monizza	6:49.75	Romania (ROU) Cornel Nemtoc Ioan Florariu Marin Gheorghe	6:54.45

Men's Lightweight Single Sculls (LM1x)

Year	Location	1st	T	2nd	T	3rd	T
2007	Munich (GER)	New Zealand (NZL) Duncan Grant	6:53.89	Italy (ITA) Lorenzo Bertini	6:57.43	Netherlands (NED) Jaap Schouten	6:58.81
2006	Eton (GBR)	Great Britain (GBR) Zac Purchase	6:47.82	Spain (ESP) Juan Zunzunegui	6:50.14	New Zealand (NZL) Duncan Grant	6:52.73
2005	Gifu (JPN)	Greece (GRE) Vasileios Polymeros	7:17.79	Great Britain (GBR) Zac Purchase	7:23.10	France (FRA) Fabrice Moreau	7:23.97
2004	Banyoles (ESP)	Germany (GER) Peter Ording	7:03.04	Switzerland (SUI) Stephan Steiner	7:03.52	Ukraine (UKR) Oleksandr Serdyuk	7:05.93
2003	Milan (ITA)	Italy (ITA) Stefano Basalini	6:59.65	Great Britain (GBR) Tom Kay	7:02.12	Germany (GER) Peter Ording	7:05.36
2002	Seville (ESP)	Ireland (IRL) Sam Lynch	6:49.86	Italy (ITA) Stefano Basalini	6:51.29	United States (USA) Steve Tucker	6:52.94
2001	Lucerne (SUI)	Ireland (IRL) Sam Lynch	6:49.38	Italy (ITA) Stefano Basalini	6:51.71	Czech Republic (CZE) Michal Vabroušek	6:53.02

Men's Lightweight Eight (LM8+)

Year	Location	1st	T	2nd	T	3rd	T
2007	Munich (GER)	Netherlands (NED) Tom van den Broek Pieter Bottema Wolter Blankert Dennis Beemsterboer Maarten Tromp Arnoud Greidanus Alwin Snijders Marshall Godschalk Peter Wiersum	5:42.06	Germany (GER) Matthias Schömann-Finck Jost Schömann-Finck Martin Rückbrodt Ole Rückbrodt Björn Steinfurth Matthias Veit Lutz Ackermann Joel El-Qalqili Felix Erdmann	5:44.52	Italy (ITA) Luigi Scala Giorgio Tuccinardi Livio La Padula Salvatore Di Somma Michele Savriè Dario Cerasola Nicola Moriconi Fabrizio Gabriele Andrea Lenzi	5:46.33
2006	Eton (GBR)	Italy (ITA) Luigi Scala Giorgio Tuccinardi Livio La Padula Franco Sancassani Martino Goretti Michele Savriè Jiri Vlcek Fabrizio Gabriele Andrea Lenzi	5:36.35	Germany (GER) Mark Rippel Christian Scherhag Björn Steinfurth Alexander Bernhardt Jost Schömann-Finck Matthias Schömann-Finck Lutz Ackermann Matthias Veit Felix Erdmann	5:38.48	Poland (POL) Tomasz Kowalik Lukasz Siemion Mariusz Stanczuk Jaroslaw Bielaszewski Szymon Wisniewski Maciej Madej Lukasz Pawlowski Cezary Mrozowicz Rafal Wozniak	5:38.71
2005	Gifu (JPN)	Italy (ITA) Jiri Vlcek Daniele Danesin Michele Savriè Martino Goretti Luigi Scala Nicola Moriconi Giuseppe Del Gaudio Fabrizio Gabriele Gianluca Barattolo	5:59.42	Japan (JPN) Yusuke Imai Shuya Matsuda Kazuyoshi Okamoto Masayuki Yoshizaki Shinpei Murai Yu Kataoka Takehiro Kubo Tatsuya Mizobe Makoto Nakasaka	6:09.87		
2004	Banyoles (ESP)	France (FRA) Franck Solforosi Damien Margat Alexis Saitta Jérémy Pouge Franck Bussiere Vincent Faucheux Nicolas Planque Fabien Tilliet Nicolas Majerus	5:42.49	Italy (ITA) Santino Faggioli Luigi Scala Bruno Pasqualini Giuseppe Del Gaudio Fabrizio Gabriele Stefano De Piccoli Livio La Padula Emanuele Federici Gianluca Barattolo	5:43.88	Australia (AUS) George Roberts Sam Waley Ross Brown Kaspar Hebblewhite Tom Gibson Tom Nicholls Tim Smith Sam Beltz Marc Douez	5:46.64
2003	Milan (ITA)	Germany (GER) Bastian Seibt Martin Räder Joachim Drews Martin Hasse Carsten Borchartd Birger Schmidt Matthias Hobein Christian Dahlke Olaf Kaska	5:41.43	United States (USA) Tom Paradiso Eric Feins Patrick Todd Andrew Bolton Bill Fedyna John Wall Gus Maclaurin John Wachter Joe Finelli	5:43.95	France (FRA) Vincent Faucheux Fabien Dagada Remi Le Flohic Damien Margat Alexis Saitta Franck Bussiere Nicolas Planque Jerome Bandiera Nicolas Majerus	5:45.43
2002	Seville (ESP)	Italy (ITA) Luigi Scala Alessandro Lodigiani Giuseppe Del Gaudio Nicola Moriconi Marco Paniccia Carlo Grande Stefano Fraquelli Bruno Pasqualini Vincenzo Di Palma	5:35.05	Germany (GER) Martin Räder Lars Achtruth Martin Fauck Joachim Drews Markus Pütz Matthias Hobein Sven Johannesmeier Christian Dahlke Jörg Dederding	5:36.51	United States (USA) Gavin Blackmore Eric Feins John Cashman Andrew Liverman Erik Miller Jon Douglas Tom Paradiso Matt Smith Bill McManus	5:38.21
2001	Lucerne (SUI)	France (FRA) Jean-Baptiste Dupy Erwan Peron Laurent Porchier Franck Bussiere Pascal Tournon Jean-Christophe Bette Yves Hocde Xavier Dorfman Christophe Lattaignant	5:37.21	Denmark (DEN) Morten Riis Stephan Mølvig Thomas Croft Buck Kenneth Bülow Rasmus Hjortshøj Svend Pedersen Jesper Krogh Morten Skov Hansen Oliver Blach	5:37.99	United States (USA) Erik Miller Eric Feins Gavin Blackmore Tom Paradiso John Cashman William Cotting John Wall Eric Kratochvil Bill McManus	5:38.80

Men's Coxed Four (M4+)

Year	Location	1st	T	2nd	T	3rd	T
2007	Munich (GER)	United States (USA) Matthew Deakin Dan Beery Sam Burns Chris Liwski Ned Del Guercio	6:10.36	Serbia (SRB) Marko Marjanovic Jovan Popovic Goran Jagar Nikola Stojic Sasa Mimic	6:11.17	Germany (GER) Florian Mennigen Stephan Koltzk Philipp Naruhn Mathias Flach Martin Sauer	6:12.49
2006	Eton (GBR)	Germany (GER) Jan-Martin Bröer Mathias Flach Philipp Naruhn Florian Eichner Martin Sauer	6:05.77	Canada (CAN) Max Lang Chris Aylard Robert Gibson Will Crothers Stephen Cheng	6:06.47	New Zealand (NZL) James Dallinger Steven Cottle Paul Gerritsen Dane Boswell Daniel Quigley	6:07.37
2005	Gifu (JPN)	France (FRA) Nicolas Podpovitny Vincent Durupt Johnatan Mathis Lionel Jacquot Nicolas Majerus	6:02.42	United States (USA) Troy Kepper Matthew Hughes Patrick Sullivan Brett Newlin Marcus McElhenney	6:03.44	Germany (GER) Toni Seifert Mathias Flach Johannes Doberschütz Falk Müller Martin Sauer	6:06.01
2004	Banyoles (ESP)	Italy (ITA) Lorenzo Carboncini Stefano Introzzi Edoardo Verzotti Valerio Massimo Alessandro Speranza	6:11.53	Canada (CAN) Robert Weitemeyer Malcolm Howard Peter Dembicki Andrew Ireland Stephen Cheng	6:11.55	United States (USA) Andrew Brennan Paul Daniels Douglas Steven Copolla Joshua Inman Marcus McElhenney	6:11.97
2003	Milan (ITA)	United States (USA) Brian McDounough Matthew Deakin Jason Flickinger Lucas McGee Marcus McElhenney	6:04.68	Great Britain (GBR) James Livingston Richard Egington Kieran West Tom Stallard Peter Rudge	6:05.82	Germany (GER) Arne Landgraf Mathias Flach Jan-Martin Bröer Klaus Rogge Stefan Lier	6:08.90
2002	Seville (ESP)	Great Britain (GBR) Tom Stallard Steve Trapmore Luka Grubor Kieran West Christian Cormack (Simon Fieldhouse)	6:06.70	Germany (GER) Arne Landgraf Martin Zobelt Jan-Martin Bröer Klaus Rogge Stefan Lier	6:08.88	Croatia (CRO) Igor Boraska Oliver Martinov Ivan Jukic Ninoslav Saraga Luka Travas	6:10.54
2001	Lucerne (SUI)	France (FRA) Gilles Bosquet Vincent Gazan Vincent Millot Sidney Chouraqui Christophe Lattaignant	6:08.25	Italy (ITA) Luca Agamennoni Edoardo Verzotti Massimo Cascone Luca Ghezzi Gianluca Barattolo	6:09.71	Great Britain (GBR) Chris Martin Henry Adams Alex Partridge Daniel Ouseley Peter Rudge	6:11.62

Men's Lightweight Pair (LM2-)

Year	Location	1st	T	2nd	T	3rd	T
2007	Munich (GER)	Italy (ITA) Andrea Caianiello Armando Dell'Aquila	6:38.00	Germany (GER) Jochen Kühner Martin Kühner	6:39.43	Australia (AUS) Ross Brown Michael McBryde	6:42.05
2006	Eton (GBR)	Germany (GER) Ole Rückbrodt Felix Otto	6:28.41	Spain (ESP) Juan Manuel Florido Jesus Gonzalez	6:30.17	Italy (ITA) Andrea Caianiello Salvatore Di Somma	6:30.64
2005	Gifu (JPN)	Denmark (DEN) Bo Helleberg Thomas Ebert	6:22.59	Chile (CHI) Miguel Cerda Felipe Leal	6:23.31	Italy (ITA) Salvatore Amitrano Catello Amarante	6:25.63
2004	Banyoles (ESP)	Denmark (DEN) Bo Helleberg Mads Andersen	6:40.29	Italy (ITA) Nicola Moriconi Salvatore Di Somma	6:40.59	Canada (CAN) Doug Vandor Mike Lewis	6:44.03
2003	Milan (ITA)	Denmark (DEN) Bo Helleberg Mads Andersen	6:35.73	Germany (GER) Frank Mager Christian Gerlach	6:37.36	United States (USA) Simon Carcagno Mike Altman	6:41.05
2002	Seville (ESP)	Chile (CHI) Christian Yantani Miguel Cerda	6:29.97	Italy (ITA) Carlo Gaddi Franco Sancassani	6:31.94	Great Britain (GBR) Ned Kitting Nick English	6:34.40
2001	Lucerne (SUI)	Ireland (IRL) Gearoid Towey Tony O'Connor	6:34.72	Netherlands (NED) Simon Kolkman Robert van der Vooren	6:36.40	Italy (ITA) Massimo Guglielmi Giuseppe Del Gaudio	6:36.99

Men's Lightweight Quadruple Sculls (LM4x)

Year	Location	1st	T	2nd	T	3rd	T
2007	Munich (GER)	Italy (ITA) Leonardo Pettinari Daniele Gilardoni Luca Moncada	6:01.70	France (FRA) Remi Di Girolamo Pierre-Étienne Pollez Maxime Goisset	6:02.94	Great Britain (GBR) Simon Jones Robert Williams Chris Bartley	6:03.83
2006	Eton (GBR)	Daniele Danesin Italy (ITA) Gardino Pellolio Daniele Gilardoni Luca Moncada	5:53.83	Germany (GER) Kai Anspach Martin Rückbrodt Knud Lange	5:55.37	France (FRA) Bastien Tabourier Quentin Colard Maxime Goisset	5:57.42
2005	Gifu (JPN)	Daniele Danesin Italy (ITA) Gardino Pellolio Daniele Gilardoni Luca Moncada	5:44.76	Belgium (BEL) Justin Gevaert François Libois Wouter van der Fraenen	5:46.00	Canada (CAN) Jeff Bujas Doug Vandor Matthew Jensen	5:47.86
2004	Banyoles (ESP)	Filippo Mannucci Italy (ITA) Franco Sancassani Alessandro Lodigiani Daniele Gilardoni Marcello Miani	5:58.38	Canada (CAN) Jeff Bujas Scott Moore Matthew Jensen Liam Parsons	5:58.57	Morgan Jarvis Germany (GER) Nils Budde Matthias Schömann-Finck Nils Ipsen	6:01.43
2003	Milan (ITA)	Italy (ITA) Emanuele Federici Daniele Gilardoni Luca Moncada Filippo Mannucci	6:07.10	Australia (AUS) Deon Birtwistle Michael McBryde Shane Broad Sam Beltz	6:09.36	Germany (GER) Jörg Lehnigk Matthias Schömann-Finck Nils Ipsen Jens Wittwer	6:10.84
2002	Seville (ESP)	Italy (ITA) Emanuele Federici Daniele Gilardoni Luca Moncada Filippo Mannucci	5:51.89	Spain (ESP) José Antonio Martin Juan Luis Aguirre Carlos Lorient Alberto Dominguez	5:54.23	Netherlands (NED) Wolter Blankert Vincent de Loos Dylan van der Linde Marten Bosma	5:54.59
2001	Lucerne (SUI)	Italy (ITA) Daniele Gilardoni Luca Moncada Mauro Baccelli Filippo Mannucci	5:50.76	Greece (GRE) Nikolaos Skiathitis Ioannis Kourkourikis Vasileios Polymeros Panagiotis Miliotis	5:52.87	Japan (JPN) Akio Yano Hitoshi Hase Atsushi Obata Kazuaki Mimoto	5:54.19

Women

Women's Four (W4-)

Year	Location	1st	T	2nd	T	3rd	T
2007	Munich (GER)	United States (USA) Portia McGee Erin Cafaro Rachel Jeffers Megan Dirkmaat	6:37.94	Germany (GER) Nina Wengert Nadine Schmutzler Kerstin Naumann Silke Günther	6:40.36	Australia (AUS) Phoebe Stanley Katelyn Gray Emily Martin Victoria Roberts	6:43.03
2006	Eton (GBR)	Australia (AUS) Robyn Selby Smith Joanna Lutz Amber Bradley Kate Hornsey	6:25.35	China (CHN) Yu Fei Li Meng Li Tong Luo Xiuhua	6:26.75	United States (USA) Portia Johnson Erin Cafaro Esther Lofgren Rachel Jeffers	6:28.66
2005	Gifu (JPN)	Australia (AUS) Robyn Selby Smith Emily Martin Pauline Frasca Kate Hornsey	6:55.56	Germany (GER) Mandy Emmrich Wilma Dressel Kerstin Naumann Christiane Hölzel	7:03.24	Belarus (BLR) Natallia Haurlyenka Volha Plashkova Tatiana Narelik Maryia Brel	7:07.96
2004	Banyoles (ESP)	France (FRA) Marjolaine Rossit Celia Foulon Audrey Galy Marie Le Nepvou	6:36.28	Russia (RUS) Veleria Starodubrovskaya Yulya Inozemtseva Natalya Melnikova Vera Potchitaeva	6:38.00	Belarus (BLR) Irina Bazilevskaya Natalia Lialina Tamara Samakhvalava Hanna Nakhayeva	6:38.07
2003	Milan (ITA)	United States (USA) Liane Malcos Whitney Webber Caryn Davies	6:53.08	Netherlands (NED) Sarah Siegelaar Laura Posthuma Annemarieke van Rump Helen Tanger	6:54.42	Germany (GER) Ulrike Stadlmayr Dana Pyritz Sandra Goldbach Manuela Zander	6:56.36
2002	Seville (ESP)	Australia (AUS) Kristina Larsen Jodi Winter Rebecca Sattin Victoria Roberts	6:26.11	Canada (CAN) Roslyn McLeod Rachelle De Jong Darcy Marquardt Pauline Van Roessel	6:28.32	China (CHN) Guifeng Zhao Yang Cuiping Huanling Cong Xueling Feng	6:31.28
2001	Lucerne (SUI)	Australia (AUS) Jane Robinson Julia Wilson Joanna Lutz Victoria Roberts	6:27.23	New Zealand (NZL) Jackie Abraham Kate Robinson Rochelle Saunders Nicky Coles	6:28.58	Netherlands (NED) Christine Vink Carin ter Beek Anneke Venema Femke Dekker	6:30.81

Women's Lightweight Single Sculls (LW1x)

Year	Location	1st	T	2nd	T	3rd	T
2007	Munich (GER)	Netherlands (NED) Marit van Eupen	7:38.02	United States (USA) Jennifer Goldsack	7:39.59	Canada (CAN) Melanie Kok	7:45.24
2006	Eton (GBR)	Netherlands (NED) Marit van Eupen	7:32.26	Germany (GER) Berit Carow	7:33.61	Spain (ESP) Teresa Mas de Xaxars	7:34.98
2005	Gifu (JPN)	Netherlands (NED) Marit van Eupen	8:07.39	France (FRA) Bénédicte Luzuy	8:10.53	Spain (ESP) Teresa Mas de Xaxars	8:12.71
2004	Banyoles (ESP)	Germany (GER) Nina Gaesler	7:38.51	Great Britain (GBR) Jo Hammond	7:40.22	Finland (FIN) Minna Nieminen	7:40.27
2003	Milan (ITA)	Canada (CAN) Fiona Milne	7:52.87	Croatia (CRO) Mirna Rajle	7:54.49	Germany (GER) Janet Radünzel	7:56.53
2002	Seville (ESP)	Bulgaria (BUL) Victoria Dimitrova	7:28.89	United States (USA) Lisa Schlenker	7:30.56	Spain (ESP) Teresa Mas de Xaxars	7:31.21
2001	Lucerne (SUI)	Ireland (IRL) Sinead Jennings	7:33.20	Netherlands (NED) Miriam ter Beek	7:34.43	Switzerland (SUI) Pia Vogel	7:36.26

Women's Lightweight Pair (LW2-)

Year	Location	1st	T	2nd	T	3rd	T
2003	Milan (ITA)	Romania (ROU) Elena Scurtu Liliana Niga	7:30.26	Great Britain (GBR) Julia Warren Michelle Dollimore	7:32.53	Greece (GRE) Elpida Grigoriadou Angeliki Gremou	7:34.50
2002	Seville (ESP)	Great Britain (GBR) Naomi Ashcroft Leonie Barron	7:29.91	Chile (CHI) Paola Rodriguez Carolina Godoy	7:41.21	Spain (ESP) Maria Almuedo Beatriz Casanueva	7:47.26
2001	Lucerne (SUI)	Great Britain (GBR) Sarah Birch Jo Nitsch	7:23.00	United States (USA) Suzanne Walther Michelle Borkhuis	7:25.37	Argentina (ARG) Patricia Conte Elina Urbano	7:26.02

Women's Lightweight Quadruple Sculls (LW4x)

Year	Location	1st	T	2nd	T	3rd	T
2007	Munich (GER)	Australia (AUS) Bronwen Watson Miranda Bennett Alice McNamara Tara Kelly	6:35.97	Great Britain (GBR) Sophie Hosking Laura Greenhalgh Mathilde Pauls Jane Hall	6:38.78	China (CHN) Liu Jing Jing Jia Yu Hua Yan Shimin	6:40.32
2006	Eton (GBR)	China (CHN) Yu Hua Chen Haixia Fan Xuefei Liu Jing	6:23.96	Denmark (DEN) Kirsten Kirk Jepsen Sine Christiansen Katrin Olsen Juliane Elander Rasmussen	6:28.16	Great Britain (GBR) Laura Ralston Lindsay Dick Hester Goodsell Sophie Hosking	6:30.02
2005	Gifu (JPN)	Canada (CAN) Tracy Cameron Mara Jones Elizabeth Urbach Melanie Kok	6:19.87	Denmark (DEN) Kirsten Kirk Jepsen Maria Pertl Katrin Olsen Juliane Elander Rasmussen	6:20.69	Great Britain (GBR) Tanya Brady Lorna Norris Hester Goodsell Naomi Hoogesteger	6:22.49
2004	Banyoles (ESP)	China (CHN) Wang Yann Deng Yanping Tan Meiyun Zhou Weijuan	6:36.78	Canada (CAN) Gen Meredith Sheril Preston Shona McLaren Elizabeth Urbach	6:40.86	United States (USA) Maria Picone Mary Obidinski Julie Nichols Renee Hykel	6:42.56
2003	Milan (ITA)	China (CHN) Li Quan Deng Yanping Tan Meiyun Zhou Weijuan	6:36.43	Netherlands (NED) Mariel Pikkemaat Danielle Broekhuizen Anne van Drumpt Judith van Os	6:40.95	Australia (AUS) Bronwen Watson Sally Newmarch Marguerite Houston Miranda Bennett	6:42.02
2002	Seville (ESP)	Australia (AUS) Zita van der Walle Marguerite Houston Miranda Bennett Hannah Every	6:29.55	Netherlands (NED) Mariel Pikkemaat Miriam ter Beek Judith van Os Maud Klinkers	6:30.01	United States (USA) Anne Finke Abigail Cromwell Michelle Borkhuis Wendy Campanella	6:32.48
2001	Lucerne (SUI)	Australia (AUS) Catriona Roach Sally Causby Amber Halliday Josephine Lips	6:29.68	United States (USA) Marny Jaastad Abigail Cromwell Jennifer Edwards Stacey Borgman	6:32.64	Netherlands (NED) Mariel Pikkemaat Maud Klinkers Aukje Zuidema Hedi Poot	6:33.70

4.1.4. World Rowing Championships 2002-2007 - Adaptive Events (Top 3 crews)

Arms Only Men's Single Sculls (AM1x)

Year	Location	1st	T	2nd	T	3rd	T
2007	Munich (GER)	Great Britain (GBR) Tom Aggar	5:13.13 (1000m)	Australia (AUS) Dominic Monypenny	5:14.72 (1000m)	Israel (ISR) Eli Nawi	5:15.04 (1000m)
2006	Eton (GBR)	Australia (AUS) Dominic Monypenny	5:28.87 (1000m)	United States (USA) Ron Harvey	5:41.83 (1000m)	Great Britain (GBR) Shaun Sewell	5:55.23 (1000m)
2005	Gifu (JPN)	Australia (AUS) Dominic Monypenny	6:28.82 (1000m)	Italy (ITA) Marco Re Calegari	6:31.99 (1000m)	United States (USA) Ron Harvey	7:08.00 (1000m)
2004	Banyoles (ESP)	Australia (AUS) Peter Taylor	2:58.20 (500m)	Great Britain (GBR) Robert Holliday	3:11.33 (500m)	United States (USA) Ron Harvey	3:11.68 (500m)
2003	Milan (ITA)	Australia (AUS) Peter Taylor	3:05.86 (500m)	Great Britain (GBR) Robert Holliday	3:27.62 (500m)	United States (USA) Dale Doornek	3:41.50 (500m)

Arms Only Women's Single Sculls (AW1x)

Year	Location	1st	T	2nd	T	3rd	T
2007	Munich (GER)	Brazil (BRA) Claudia Santos	5:57.58 (1000m)	Belarus (BLR) Liudmila Vauchok	5:58.57	Poland (POL) Martyna Snopek	6:08.54 (1000m)
2006	Eton (GBR)	Great Britain (GBR) Helene Raynsford	6:14.87 (1000m)	United States (USA) Patricia Rollison	6:23.10 (1000m)	Poland (POL) Martina Snopek	6:25.67 (1000m)

Trunk & Arms Single Sculls (TA1x)

Year	Location	1st	T	2nd	T	3rd	T
2002	Seville (ESP)	United States 2 (USA) Scott Brown	4:47.95 (1000m)	United States 1 (USA) Angela Madsen	5:03.62 (1000m)	Australia (AUS) Peter Taylor	6:17.44 (1000m)

Trunk & Arms Mixed Double Sculls (TA2x)

Year	Location	1st	T	2nd	T	3rd	T
2007	Munich (GER)	Brazil (BRA) Lucas Pagani Josiane Lima	4:10.69 (1000m)	Australia (AUS) John MacLean Kathryn Ross	4:13.24 (1000m)	Poland (POL) Piotr Majka Yolanta Pawlak	4:16.74 (1000m)
2006	Eton (GBR)	Canada (CAN) Caitlin Renneson Wilfredo More Wilson	4:30.86 (1000m)	France (FRA) Christophe Somme Jessie Malotaux	4:31.66 (1000m)	France (FRA) Karen Cromie James Roberts	4:36.55 (1000m)
2005	Gifu (JPN)	United States (USA) Angela Madsen Scott Brown	5:03.28 (1000m)	Italy (ITA) Enio Billiato Valeria Corazzin	6:52.59 (1000m)	France (FRA) Christophe Somme Marie-Pierre Baskevitch-Six	7:16.30 (1000m)
2004	Banyoles (ESP)	United States (USA) Scott Brown Angela Madsen	4:33.90 (1000m)	France (FRA) Michele Amiel Christophe Somme	6:27.25 (1000m)	Italy (ITA) Enio Billiato Agnese Moro	6:50.14 (1000m)
2003	Milan (ITA)	United States (USA) Scott Brown Angela Madsen	4:21.72 (1000m)	Italy (ITA) Agnese Moro Enio Billiato	6:43.29 (1000m)		

Legs, Trunk & Arms Mixed Coxed Four (LTA4+)

Year	Location	1st	T	2nd	T	3rd	T
2007	Munich (GER)	Germany (GER) Kathrin Wolff Marcus Klemp Michael Sauer Susanne Lackner Arne Maury	3:34.99 (1000m)	Great Britain (GBR) Vicki Hansford Alan Crowther Alastair McKean Naomi Riches Alan Sherman	3:36.19 (1000m)	Canada (CAN) Anthony Theriault Scott Rand Meghan Montgomery Victoria Nolan Laura Comeau	3:37.19 (1000m)
2006	Eton (GBR)	Great Britain (GBR) Naomi Riches Victoria Hansford Alastair McKean Alan Crowther Alan Sherman	3:28.21 (1000m)	Netherlands (NED) Joleen Hakker Trees Blankennagel Paul de Jong Martin Lauriks Tonia Harmsen	3:32.62 (1000m)	Canada (CAN) Anthony Theriault Karen Van Nest Meghan Montgomery John Moorcroft Emma Ferguson	3:35.19 (1000m)
2005	Gifu (JPN)	Great Britain (GBR) Alastair McKean Naomi Riches Katie-George Dunlevy Alan Crowther Loretta Williams	8:12.07 (2000m)	Portugal (POR) Monica Campizes Jose Pereira Bruno Indio Sonia Costa Isabel Jesus	8:22.85 (2000m)	Netherlands (NED) Marianne Huijben Joleen Hakker Martin Lauriks Paul de Jong Tonia Harmsen	8:23.52 (2000m)
2004	Banyoles (ESP)	Great Britain (GBR) Katie-George Dunlevy Naomi Riches Paul Askham Spencer Alan Crowther Loretta Williams	3:39.21 (1000m)	Netherlands (NED) Catharina Bijl Joleen Hakker Paul de Jong Martin Lauriks Helen op den Velde	3:47.03 (1000m)	Portugal (POR) Monica Campizes Jose Pereira Bruno Indio Sonia Costa Isabel Jesus	3:52.76 (1000m)

2003	Milan (ITA)	Australia (AUS) Jennifer Emerson Julia Veness-Collins Gene Barrett Ben Felten Susie Edwards	3:46.81 (1000m)	Netherlands (NED) Catharina Bijl Marianne Huijben Paul de Jong Martin Lauriks Helen op den Velde	3:53.84 (1000m)	Portugal (POR) Bruno Indio Jose Pereira Sonia Costa Monica Campizes Isabel Jesus	3:57.23 (1000m)
2002	Seville (ESP)	Australia (AUS) Ben Vines Ben Horton Bernaro Pelten Glenn Blackley Susie Edwards	3:42.75 (1000m)	Spain (ESP) Ramon Martin Marcos Vega Juan Pedro Fiz Alfonso Galiano Javier Maestre	3:55.05 (1000m)	United States (USA) Aerial Gilbert Jean Longchamps Dwayne Adams Tracy Lee Lisa Boron	3:59.97 (1000m)

Legs, Trunk & Arms Open Coxed Four (OM4x+LTA)

Year	Location	1st	T	2nd	T	3rd	T
2003	Milan (ITA)	Great Britain (GBR) Paul Askham Spencer Alan Crowther Mathew Harrison Hugh Huddy Loretta Williams	3:16.38 (1000m)	Germany (GER) Silke Tampe Philipp Torwesten Bernd Fromm Markus Klemp Arne Maury	3:40.95 (1000m)	Greece (GRE) Antonis Axagoraris Lambros Giouroukis Konstantinos Monachos Anthanasios Kitronilidis George-Christos Polakis	3:46.30 (1000m)

4.2. Statistics

4.2.1. World Rowing Championships 2007 Overall Medal Table

Rank	Country	G	S	B	Total	G(M)	S(M)	B(M)	T(M)	G(W)	S(W)	B(W)	T(W)
1	New Zealand	3	2	0	5	3	1	0	4	0	1	0	1
2	United States	3	1	1	5	1	0	0	1	2	1	1	4
3	Australia	3	0	2	5	1	0	1	2	2	0	1	3
4	Italy	2	3	2	7	2	3	2	7	0	0	0	0
5	Great Britain	2	1	6	9	1	0	4	5	1	1	2	4
6	Netherlands	2	0	2	4	1	0	2	3	1	0	0	1
=7	Belarus	2	0	0	2	0	0	0	0	2	0	0	2
=7	Poland	2	0	0	2	2	0	0	2	0	0	0	0
=9	Canada	1	0	2	3	1	0	1	2	0	0	1	1
=9	China	1	0	2	3	0	0	0	0	1	0	2	3
11	Denmark	1	0	1	2	1	0	0	1	0	0	1	1
12	Slovenia	1	0	0	1	1	0	0	1	0	0	0	0
13	Germany	0	6	3	9	0	3	2	5	0	3	1	4
14	France	0	4	0	4	0	4	0	4	0	0	0	0
15	Romania	0	1	1	2	0	0	0	0	0	1	1	2
=16	Bulgaria	0	1	0	1	0	0	0	0	0	1	0	1
=16	Czech Republic	0	1	0	1	0	1	0	1	0	0	0	0
=16	Finland	0	1	0	1	0	0	0	0	0	1	0	1
=16	Greece	0	1	0	1	0	1	0	1	0	0	0	0
=16	Serbia	0	1	0	1	0	1	0	1	0	0	0	0
=21	Estonia	0	0	1	1	0	0	1	1	0	0	0	0
=21	Norway	0	0	1	1	0	0	1	1	0	0	0	0
	TOTAL	23	23	24	70	14	14	14	42	9	9	10	28

Ranking determined by total gold, then silver, then bronze medals

Legend:

G - Gold, S - Silver, B - Bronze, T - Total, (M) - Men, (W) - Women

4.2.2. All Time World Rowing Championships Medal Table by athlete - Men (since 1962)

Top 50

Rank	Name	Country	Gold	Silver	Bronze	Total	Event(s)	First gold	Last gold
1	Matthew Pinsent	GBR	10	0	2	12	2+,2-,4+,4-	1991	2002
2	Steve Redgrave	GBR	9	2	1	12	2+,2-,4-	1986	1999
3	Francesco Esposito	ITA	9	1	1	11	L2x,L4x	1980	1994
4	Giuseppe Di Capua	ITA	8	2	1	11	2+,L8+	1981	1991
5	Andrea Re	ITA	8	1	2	11	L4-,L8+	1985	1995
6	Daniele Gilardoni	ITA	8	1	0	9	L4x	1999	2007
7	Carlo Gaddi	ITA	7	4	1	12	L2-,L2x,L4-,L8+	1986	1995
8	Carmine Abbagnale	ITA	7	3	1	11	2+	1981	1991
9	Giuseppe Abbagnale	ITA	7	2	1	10	2+	1981	1991
9	Leonardo Pettinari	ITA	7	2	1	10	L2-,L2x,L4-,L4x,L8+	1994	2007
11	Fabrizio Ravasi	ITA	7	1	2	10	L8+	1985	1991
12	Thomas Ebert	DEN	7	1	1	9	L2-,L4-	1996	2005
13	James Tomkins	AUS	7	0	0	7	2+,2-,4+,4-,8+	1986	2003
14	Eskild Ebbesen	DEN	6	3	0	9	L4-,L8+	1994	2003
15	Franco Sancassani	ITA	6	2	1	9	L2-,L4x,L8+	1996	2006
16	Stephan Volkert	GER	6	1	1	8	2x,4x	1993	2003
17	Massimo Lana	ITA	6	1	0	7	L4-,L4x,L8+	1985	1992
17	Ullrich Diessner	GDR	6	1	0	7	2+,4+	1974	1983
19	Ruggero Verroca	ITA	6	0	2	8	L1x,L2x	1980	1985
20	James Cracknell	GBR	6	0	0	6	2+,2-,4-	1997	2002
20	Luca Moncada	ITA	6	0	0	6	L4x	2001	2007
22	Joachim Dreifke	GDR	5	3	0	8	1x,2x,4x	1974	1981
23	Peter-Michael Kolbe	FRG	5	2	2	9	1x,4+	1975	1986
24	André Willms	GER	5	2	1	8	1x,2x,4x	1993	2003
25	Karl-Heinz Bussert	GDR	5	2	0	7	4x	1977	1982
25	Thomas Poulsen	DEN	5	2	0	7	L4-,L8+	1992	1999
27	Andreas Hajek	GDR,GER	5	1	3	9	2x,4x	1993	2001
28	Paolo Pittino	ITA	5	1	2	8	L2-,L2x,L4x	1990	1999
29	Drew Ginn	AUS	5	1	1	7	2-,4+,8+	1998	2007
29	Thomas Lange	GDR,GER	5	1	1	7	1x,2x	1983	1991
31	Vittorio Torcellan	ITA	5	1	0	6	L8+	1985	1989
32	Roland Baar	FRG,GER	5	0	0	5	8+	1989	1995
33	Iztok Cop	YUG,SLO	4	5	3	12	1x,2-,2x,4x	1995	2007
34	Marin Gheorghe	ROU	4	4	4	12	2+,4+,8+	1989	2001
35	Alf Hansen	NOR	4	3	1	8	2x,4x	1975	1982
36	Klaus-Dieter Ludwig	GDR	4	3	0	7	2+,4+,8+	1966	1981
36	Marco Geisler	GER	4	3	0	7	4x	1999	2003
38	Christoph Schmölder	AUT	4	2	1	7	L2x,L4x	1989	1995
38	Pete Cipollone	USA	4	2	1	7	4+,8+	1995	1999
38	Walter Rantasa	AUT	4	2	1	7	L2x,L4x	1989	1995
41	Stefano Basalini	ITA	4	2	0	6	L1x,L2-,L4x	1997	2003
41	Steve Williams	GBR	4	2	0	6	4+,4-	2000	2006
43	Carl Smith	GBR	4	1	3	8	L2x,L4-,L8+	1986	1994
43	Massimo Guglielmi	ITA	4	1	3	8	L2-,L4x,L8+	1990	1997

43	Rossano Galtarossa	ITA	4	1	3	8 2x,4x	1994	1998
46	Alessandro Corona	ITA	4	1	2	7 4x	1994	1998
46	Martin Winter	GDR	4	1	2	7 1x,2x,4x	1977	1982
48	Elia Luini	ITA	4	1	1	6 L2x,L4-,L4x	1998	2003
49	Andreas Decker	GDR	4	1	0	5 4-	1974	1979
49	Mike McKay	AUS	4	1	0	5 2-,4+,4-,8+	1986	1998
49	Siegfried Brietzke	GDR	4	1	0	5 4-	1974	1979
49	Stefan Semmler	GDR	4	1	0	5 4-	1974	1979
49	Victor Feddersen	DEN	4	1	0	5 L4-	1994	1999
49	Walter Diessner	GDR	4	1	0	5 4+	1974	1979
49	Wolfgang Mager	GDR	4	1	0	5 4-	1974	1979

4.2.3. All Time World Rowing Championships Medal Table by athlete - Women (since 1974)

Top 50

Rank	Name	Country	Gold	Silver	Bronze	Total	Event(s)	First gold	Last gold
1	Kathrin Boron	GDR,GER	8	5	0	13	1x,2x,4x	1989	2001
2	Elena Teryoshina	URS	7	0	1	8	8+	1978	1986
3	Jana Sorgers	GDR,GER	7	0	0	7	2x,4x	1986	1995
4	Jana Thieme	GDR,GER	6	0	1	7	1x,2x,4x	1989	1999
5	Georgeta Andrunache	ROU	5	4	2	11	2-,8+	1997	2002
6	Viorica Susanu	ROU	5	3	3	11	2-,2x,8+	1997	2002
7	Ekaterina Karsten	URS,BLR	5	2	5	12	1x,2x,4x	1997	2007
8	Jutta Behrendt	GDR	5	2	0	7	1x,2x,4x,4x+	1983	1989
9	Manuela Lutze	GER	5	1	1	7	4x	1997	2002
10	Kerstin Köppen	GDR,GER	5	1	0	6	2x,4x	1990	1997
10	Nina Umanets	URS	5	1	0	6	8+	1978	1983
12	Constanta Burcica	ROU	5	0	2	7	4x,8+,L1x,L2x	1990	1999
13	Doina Ignat	ROU	4	5	3	12	2x,4-,4x,8+	1993	1999
14	Veronica Cochela-Cogeanu	ROU	4	4	3	11	2-,2x,4x,8+	1990	1998
15	Doina Snep-Balan	ROU	4	2	2	8	2-,4+,4-,4x,8+	1986	1990
15	Ioana Olteanu	ROU	4	2	2	8	2x,4-,8+	1993	1999
17	Elena Georgescu	ROU	4	2	1	7	8+	1990	1999
18	Marita Gasch	GDR	4	2	0	6	2-,4+,8+	1977	1983
18	Nina Frolova	URS	4	2	0	6	4+,8+	1978	1982
20	Rodica Arba-Puscatu	ROU	4	1	2	7	2-,4+,8+	1985	1987
21	Marina Znak	URS,BLR	4	1	1	6	4-,8+	1985	2000
22	Angelika Noack	GDR	4	1	0	5	2-,4+	1974	1978
22	Birgit Peter	GDR	4	1	0	5	1x,4x	1985	1990
22	Colleen Miller	CAN	4	1	0	5	L2x,L4-	1990	1995
25	Katherine Grainger	GBR	4	0	1	5	2-,4x,8+	2003	2007
26	Beate Schramm	GDR,GER	4	0	0	4	2x	1986	1991
26	Caryn Davies	USA	4	0	0	4	4-,8+	2002	2007
26	Christine Hahn-Scheiblich	GDR	4	0	0	4	1x	1974	1978
26	Roswietha Zobelt	GDR	4	0	0	4	2x,4x+	1974	1979
30	Marnie McBean	CAN	3	4	1	8	1x,2-,2x,4-,4x,8+	1991	1995
31	Caroline Evers-Swindell	NZL	3	3	1	7	2x,4x	2002	2005
31	Georgina Evers-Swindell	NZL	3	3	1	7	2x,4x	2002	2005
31	Katrin Rutschow-Stomporowski	GER	3	3	1	7	1x,4x	1994	2001
34	Amber Halliday	AUS	3	3	0	6	L2x,L4x	2001	2007
35	Olga Bularda-Homeghi	ROU	3	2	2	7	2-,2x,4+,4x+,8+	1986	1987
35	Ute Schell	GDR,GER	3	2	2	7	4-,4x+,8+	1974	1994
37	Kathleen Heddle	CAN	3	2	0	5	2-,2x,4x,8+	1991	1995
38	Emma Robinson	CAN	3	1	3	7	2-,4-,8+	1997	1999
39	Iulia Bobeica	ROU	3	1	2	6	2-,4-,8+	1990	1993
40	Elena Hlopceva	URS	3	1	1	5	4x,4x+	1981	1983
40	Jane Robinson	AUS	3	1	1	5	4-,4x,8+	2001	2003
40	Joanna Lutz	AUS	3	1	1	5	4-,8+	2001	2006
40	Linda Muri	USA	3	1	1	5	L2-,L4-	1994	1999

40	Marioara Curelea	ROU	3	1	1	5 2-,4-,8+	1989	1990
40	Michelle Darvill	CAN,GER	3	1	1	5 L1x,L2x,L4x	1993	2000
40	Philippa Baker	NZL	3	1	1	5 2x,L1x,L2x	1991	1994
40	Victoria Roberts	AUS	3	1	1	5 4-,8+	2001	2002
48	Ilona Richter	GDR	3	1	0	4 4+,8+	1974	1977
48	Mariya Pazyun	URS	3	1	0	4 8+	1978	1981
48	Olga Pivovarova	URS	3	1	0	4 4+,8+	1978	1981

4.2.4. All Time NF World Rowing Championships Medal Table (since 1962)

Rank	Country	G	S	B	Total	G(M)	S(M)	B(M)	T(M)	G(W)	S(W)	B(W)	T(W)
1	East Germany	94	45	25	164	52	25	17	94	42	20	8	70
2	Italy	64	43	39	146	64	43	37	144	0	0	2	2
3	Germany	51	54	46	151	25	31	29	85	26	23	17	66
4	United States	47	54	66	167	26	23	38	87	21	31	28	80
5	Great Britain	44	47	35	126	32	30	26	88	12	17	9	38
6	Australia	36	21	27	84	18	12	17	47	18	9	10	37
7	Soviet Union	35	44	29	108	17	28	17	62	18	16	12	46
8	Romania	31	36	42	109	6	10	9	25	25	26	33	84
9	West Germany	28	23	25	76	26	17	18	61	2	6	7	15
10	Denmark	28	22	23	73	24	15	17	56	4	7	6	17
11	Canada	25	22	34	81	8	7	16	31	17	15	18	50
12	France	21	31	21	73	18	25	19	62	3	6	2	11
13	New Zealand	18	13	12	43	11	7	8	26	7	6	4	17
14	China	12	6	8	26	1	0	0	1	11	6	8	25
15	Netherlands	11	34	30	75	6	21	16	43	5	13	14	32
16	Norway	11	8	8	27	11	8	8	27	0	0	0	0
17	Bulgaria	9	12	13	34	2	2	3	7	7	10	10	27
18	Switzerland	9	10	14	33	7	10	12	29	2	0	2	4
19	Austria	8	6	7	21	8	6	7	21	0	0	0	0
20	Belarus	8	4	8	20	0	0	0	0	8	4	8	20
21	Poland	6	13	10	29	6	10	9	25	0	3	1	4
22	Spain	6	7	15	28	6	7	11	24	0	0	4	4
23	Ireland	5	6	7	18	4	6	6	16	1	0	1	2
24	Slovenia	4	4	4	12	4	4	4	12	0	0	0	0
25	Finland	3	4	4	11	2	3	2	7	1	1	2	4
26	Hungary	3	1	4	8	3	0	1	4	0	1	3	4
27	Czech Republic	1	11	8	20	1	9	8	18	0	2	0	2
28	Belgium	1	7	7	15	1	3	2	6	0	4	5	9
29	Russia	1	6	7	14	0	2	2	4	1	4	5	10
30	Ukraine	1	5	4	10	0	4	2	6	1	1	2	4
31	Croatia	1	4	3	8	1	3	3	7	0	1	0	1
32	Sweden	1	3	6	10	0	3	2	5	1	0	4	5
33	Chile	1	3	1	5	1	2	1	4	0	1	0	1
34	Greece	1	2	4	7	1	2	1	4	0	0	3	3
35	Argentina	1	1	5	7	1	0	2	3	0	1	3	4
36	Japan	1	1	1	3	1	1	1	3	0	0	0	0
37	Serbia	1	1	0	2	1	1	0	2	0	0	0	0
38	Czechoslovakia	0	11	11	22	0	11	10	21	0	0	1	1
39	South Africa	0	2	2	4	0	2	2	4	0	0	0	0
40	Yugoslavia	0	1	4	5	0	1	4	5	0	0	0	0
41	Estonia	0	1	3	4	0	1	3	4	0	0	0	0
42	Serbia and Montenegro	0	1	1	2	0	1	1	2	0	0	0	0
=43	Portugal	0	0	1	1	0	0	1	1	0	0	0	0
=43	Slovakia	0	0	1	1	0	0	1	1	0	0	0	0
=43	Zimbabwe	0	0	1	1	0	0	0	0	0	0	1	1
	TOTAL	628	630	626	1884	395	396	393	1184	233	234	233	700

Ranking determined by total gold, then silver, then bronze medals

Legend:

G - Gold, S - Silver, B - Bronze, T - Total, (M) - Men, (W) - Women

4.2.5. All Time NF World Rowing Championships Medal Table per event - Current Olympic and International Events (since 1962)

Men's Single Sculls (M1x)

Rank	Country	Gold	Silver	Bronze	Total	First medal	Last medal
1	East Germany	5	4	2	11	1970	1989
2	West Germany	5	2	2	9	1966	1987
3	New Zealand	5	0	1	6	1990	2007
4	Germany	3	3	1	7	1991	2006
5	United States	2	2	4	8	1962	1997
6	Finland	2	2	1	5	1977	1987
7	Soviet Union	2	1	4	7	1962	1990
8	Norway	2	1	2	5	2001	2007
9	Slovenia	1	2	2	5	1994	2003
10	Canada	1	0	1	2	1993	1999
11	Argentina	1	0	0	1	1970	1970
12	Czechoslovakia	0	3	1	4	1970	1991
13	Switzerland	0	3	0	3	1994	1999
14	Czech Republic	0	2	5	7	1993	2007
15	Great Britain	0	1	1	2	1962	1997
=16	Estonia	0	1	0	1	1995	1995
=16	Ireland	0	1	0	1	1975	1975
=16	Netherlands	0	1	0	1	1966	1966
=19	Poland	0	0	1	1	1991	1991
=19	Yugoslavia	0	0	1	1	1978	1978
	TOTAL	29	29	29	87		

Men's Pair (M2-)

Rank	Country	Gold	Silver	Bronze	Total	First medal	Last medal
1	East Germany	9	1	2	12	1966	1990
2	Great Britain	7	4	2	13	1977	2007
3	Soviet Union	4	4	2	10	1962	1990
4	Australia	4	2	1	7	1994	2007
=5	Germany	1	2	0	3	1993	1998
=5	New Zealand	1	2	0	3	2005	2007
7	France	1	1	2	4	1978	1999
=8	Norway	1	0	1	2	1982	1983
=8	West Germany	1	0	1	2	1962	1970
=10	Italy	0	2	2	4	1981	2005
=10	South Africa	0	2	2	4	2001	2005
12	Romania	0	2	0	2	1974	1987
=13	Austria	0	1	2	3	1966	1991
=13	Croatia	0	1	2	3	1999	2003
=13	Netherlands	0	1	2	3	1975	1982
=16	Poland	0	1	1	2	1970	1974
=16	Serbia and Montenegro	0	1	1	2	1998	2001
=18	Bulgaria	0	1	0	1	1975	1975
=18	Yugoslavia	0	1	0	1	1991	1991
20	Switzerland	0	0	2	2	1962	1979
=21	Canada	0	0	1	1	2006	2006
=21	Slovenia	0	0	1	1	1993	1993
=21	Spain	0	0	1	1	1985	1985
=21	United States	0	0	1	1	1997	1997
	TOTAL	29	29	29	87		

Men's Double Sculls (M2x)

Rank	Country	Gold	Silver	Bronze	Total	First medal	Last medal
1	Norway	6	5	3	14	1974	1999
2	East Germany	4	5	4	13	1966	1990
3	France	4	2	1	7	1962	2007
4	Slovenia	3	1	0	4	1999	2007
5	Germany	2	3	4	9	1991	2005
=6	Denmark	2	0	0	2	1970	1995
=6	Hungary	2	0	0	2	2001	2002
8	Italy	1	3	1	5	1986	2005
9	Great Britain	1	1	3	5	1974	2006
=10	Bulgaria	1	1	0	2	1986	1987
=10	Netherlands	1	1	0	2	1989	1991
12	Switzerland	1	0	2	3	1966	1985
13	Austria	1	0	1	2	1989	1990
14	Soviet Union	0	3	1	4	1962	1991
15	West Germany	0	1	2	3	1962	1987
=16	Czechoslovakia	0	1	1	2	1979	1982
=16	United States	0	1	1	2	1966	1970
18	Finland	0	1	0	1	1981	1981
19	Australia	0	0	2	2	1990	1997
=20	Czech Republic	0	0	1	1	2003	2003
=20	Estonia	0	0	1	1	2007	2007
=20	Poland	0	0	1	1	1998	1998
	TOTAL	29	29	29	87		

Men's Four (M4-)

Rank	Country	Gold	Silver	Bronze	Total	First medal	Last medal
1	East Germany	8	1	4	13	1966	1990
2	Great Britain	6	3	3	12	1978	2006
3	West Germany	3	2	1	6	1962	1986
4	Soviet Union	2	7	0	9	1966	1987
5	Italy	2	1	3	6	1994	2007
6	Australia	2	1	0	3	1990	1999
7	France	1	4	0	5	1962	1998
=8	Germany	1	2	2	5	1991	2006
=8	United States	1	2	2	5	1986	1993
10	New Zealand	1	1	1	3	1977	2007
11	Switzerland	1	1	0	2	1981	1982
12	Canada	1	0	1	2	2003	2005
13	Netherlands	0	2	3	5	1966	2007
=14	Czechoslovakia	0	1	1	2	1977	1979
=14	Poland	0	1	1	2	1993	1995
16	Romania	0	0	3	3	1975	1997
=17	Austria	0	0	1	1	1962	1962
=17	Denmark	0	0	1	1	1970	1970
=17	Slovenia	0	0	1	1	2001	2001
=17	Sweden	0	0	1	1	1983	1983
	TOTAL	29	29	29	87		

Men's Lightweight Double Sculls (LM2x)

Rank	Country	Gold	Silver	Bronze	Total	First medal	Last medal
1	Italy	12	4	2	18	1979	2006
2	Poland	2	3	1	6	1997	2005
3	Denmark	2	1	3	6	1981	2007
4	Australia	2	1	1	4	1992	1999
5	Norway	2	0	0	2	1978	1979
6	France	1	3	2	6	1983	2006
7	United States	1	3	1	5	1978	1990
8	Austria	1	2	1	4	1989	1992
9	Switzerland	1	1	6	8	1980	1998
=10	Germany	1	0	2	3	1991	1999
=10	Great Britain	1	0	2	3	1986	2007
12	Hungary	1	0	0	1	2005	2005
13	West Germany	0	3	1	4	1984	1990
14	Netherlands	0	2	2	4	1978	1991
=15	Greece	0	1	0	1	2007	2007
=15	New Zealand	0	1	0	1	1994	1994
=15	Spain	0	1	0	1	1989	1989
=15	Sweden	0	1	0	1	1995	1995
=19	Canada	0	0	1	1	1986	1986
=19	Czechoslovakia	0	0	1	1	1989	1989
=19	Ireland	0	0	1	1	2003	2003
	TOTAL	27	27	27	81		

Men's Lightweight Four (LM4-)

Rank	Country	Gold	Silver	Bronze	Total	First medal	Last medal
1	Denmark	6	3	3	12	1976	2003
2	Italy	4	5	5	14	1982	2007
=3	France	4	5	3	12	1975	2007
=3	Great Britain	4	5	3	12	1975	2007
5	West Germany	4	1	1	6	1984	1990
6	Australia	3	3	3	9	1974	1999
7	Spain	2	1	2	5	1982	1991
8	Switzerland	1	1	1	3	1978	1993
9	United States	1	0	2	3	1974	1993
=10	Austria	1	0	0	1	2001	2001
=10	China	1	0	0	1	2006	2006
12	Netherlands	0	5	2	7	1974	2003
13	Ireland	0	1	1	2	2005	2006
14	Norway	0	1	0	1	1976	1976
15	Germany	0	0	3	3	1994	1997
16	Canada	0	0	2	2	1981	2002
	TOTAL	31	31	31	93		

Men's Quadruple Sculls (M4x)

Rank	Country	Gold	Silver	Bronze	Total	First medal	Last medal
1	East Germany	7	2	0	9	1974	1985
2	Germany	5	3	2	10	1993	2007
3	Italy	4	2	5	11	1983	2002
4	Soviet Union	4	2	2	8	1974	1991
5	Poland	3	2	1	6	1986	2007
6	West Germany	1	2	1	4	1978	1983
7	Netherlands	1	1	1	3	1989	2001
8	Canada	1	0	2	3	1985	1987
9	Ukraine	0	4	1	5	1993	2006
=10	Czechoslovakia	0	2	2	4	1974	1985
=10	France	0	2	2	4	1978	2007
=12	Czech Republic	0	1	0	1	2003	2003
=12	Norway	0	1	0	1	1987	1987
=12	Slovenia	0	1	0	1	2005	2005
=12	Switzerland	0	1	0	1	1990	1990
16	Estonia	0	0	2	2	2005	2006
=17	Argentina	0	0	1	1	1995	1995
=17	Australia	0	0	1	1	1999	1999
=17	Austria	0	0	1	1	1998	1998
=17	Bulgaria	0	0	1	1	1977	1977
=17	Sweden	0	0	1	1	1989	1989
	TOTAL	26	26	26	78		

Men's Eight (M8+)

Rank	Country	Gold	Silver	Bronze	Total	First medal	Last medal
1	United States	7	1	7	15	1974	2006
2	East Germany	5	4	2	11	1966	1990
3	Germany	4	3	2	9	1991	2007
4	West Germany	4	1	1	6	1962	1990
5	Canada	3	2	0	5	1990	2007
6	Soviet Union	2	6	2	10	1962	1986
7	New Zealand	2	1	4	7	1970	1983
8	Romania	1	2	2	5	1993	2001
9	Australia	1	0	2	3	1983	1997
10	Great Britain	0	3	4	7	1974	2007
11	Italy	0	3	1	4	1985	2006
12	Netherlands	0	2	0	2	1994	1995
13	Croatia	0	1	0	1	2001	2001
=14	France	0	0	1	1	1962	1962
=14	Russia	0	0	1	1	1999	1999
	TOTAL	29	29	29	87		

Men's Coxed Pair (M2+)

Rank	Country	Gold	Silver	Bronze	Total	First medal	Last medal
1	Italy	9	8	2	19	1966	2007
2	East Germany	4	5	2	11	1970	1986
3	United States	4	1	3	8	1979	2005
4	Great Britain	3	1	1	5	1981	2001
5	Australia	2	2	1	5	1997	2005
6	Romania	1	5	3	9	1962	2001
7	Poland	1	3	1	5	1975	2007
8	France	1	2	1	4	1966	2000
9	Soviet Union	1	1	2	4	1962	1983
10	Germany	1	1	1	3	1993	2002
=11	Netherlands	1	0	1	2	1966	1996
=11	West Germany	1	0	1	2	1962	1975
=13	Bulgaria	1	0	0	1	1977	1977
=13	Croatia	1	0	0	1	1994	1994
=13	Serbia	1	0	0	1	2006	2006
16	Czechoslovakia	0	2	4	6	1974	1991
17	Spain	0	1	0	1	1990	1990
18	Canada	0	0	3	3	2003	2007
19	Yugoslavia	0	0	2	2	1989	1990
=20	Argentina	0	0	1	1	1999	1999
=20	Belgium	0	0	1	1	1995	1995
=20	Denmark	0	0	1	1	2004	2004
=20	Greece	0	0	1	1	1997	1997
	TOTAL	32	32	32	96		

Men's Lightweight Single Sculls (LM1x)

Rank	Country	Gold	Silver	Bronze	Total	First medal	Last medal
1	Denmark	6	4	3	13	1976	1999
2	Great Britain	4	3	0	7	1983	2006
3	United States	3	3	7	13	1974	2002
4	Italy	3	3	3	9	1982	2007
5	Ireland	3	2	0	5	1991	2002
6	Netherlands	2	3	2	7	1974	2007
7	Austria	2	3	1	6	1975	1985
8	Switzerland	2	2	1	5	1974	2004
9	West Germany	2	0	2	4	1980	1989
10	Czech Republic	1	4	2	7	1995	2001
11	Belgium	1	2	1	4	1987	1991
12	Spain	1	1	2	4	1978	2006
13	Germany	1	1	1	3	1991	2004
14	Australia	1	1	0	2	1986	1993
15	New Zealand	1	0	1	2	2006	2007
16	Greece	1	0	0	1	2005	2005
17	Canada	0	2	1	3	1979	1987
18	France	0	0	2	2	1976	2005
=19	Finland	0	0	1	1	1996	1996
=19	Hungary	0	0	1	1	1999	1999
=19	Norway	0	0	1	1	1990	1990
=19	Slovakia	0	0	1	1	2000	2000
=19	Ukraine	0	0	1	1	2004	2004
	TOTAL	34	34	34	102		

Men's Lightweight Eight (LM8+)

Rank	Country	Gold	Silver	Bronze	Total	First medal	Last medal
1	Italy	11	3	6	20	1981	2007
2	Denmark	4	7	3	14	1981	2001
3	Great Britain	4	6	2	12	1975	2000
4	United States	3	6	5	14	1974	2003
5	Germany	3	3	1	7	1992	2007
6	West Germany	2	2	2	6	1974	1989
7	France	2	2	1	5	1980	2004
8	Spain	2	1	5	8	1977	1985
9	Netherlands	1	2	1	4	1974	2007
10	Australia	1	1	4	6	1977	2004
11	Canada	1	0	2	3	1993	1997
12	Japan	0	1	0	1	2005	2005
13	Poland	0	0	1	1	2006	2006
	TOTAL	34	34	33	101		

Men's Coxed Four (M4+)

Rank	Country	Gold	Silver	Bronze	Total	First medal	Last medal
1	East Germany	10	3	1	14	1966	1990
2	United States	4	4	3	11	1981	2007
3	Romania	4	1	1	6	1989	1999
4	France	3	1	0	4	1962	2005
5	Soviet Union	2	4	4	10	1962	1990
6	West Germany	2	3	3	8	1962	1990
7	Great Britain	2	2	3	7	1989	2003
8	Germany	2	1	5	8	1991	2007
9	Italy	1	3	3	7	1985	2004
10	New Zealand	1	2	1	4	1983	2006
11	Australia	1	0	0	1	1998	1998
=12	Canada	0	2	0	2	2004	2006
=12	Czech Republic	0	2	0	2	1993	1996
=12	Czechoslovakia	0	2	0	2	1982	1989
15	Croatia	0	1	1	2	1998	2002
16	Serbia	0	1	0	1	2007	2007
17	Bulgaria	0	0	2	2	1977	1978
=18	Netherlands	0	0	1	1	1994	1994
=18	Norway	0	0	1	1	1970	1970
=18	Poland	0	0	1	1	1991	1991
=18	Russia	0	0	1	1	1996	1996
=18	Yugoslavia	0	0	1	1	1966	1966
	TOTAL	32	32	32	96		

Men's Lightweight Pair (LM2-)

Rank	Country	Gold	Silver	Bronze	Total	First medal	Last medal
1	Italy	4	3	3	10	1994	2007
2	Denmark	4	0	3	7	1995	2005
=3	Germany	1	2	2	5	1993	2007
=3	Ireland	1	2	2	5	1994	2001
5	Chile	1	2	1	4	1998	2005
=6	France	1	1	0	2	1995	1998
=6	Spain	1	1	0	2	1993	2006
8	Canada	1	0	1	2	2000	2004
9	Switzerland	1	0	0	1	1997	1997
10	Russia	0	2	0	2	1993	1994
11	Great Britain	0	1	1	2	2000	2002
12	Netherlands	0	1	0	1	2001	2001
=13	Australia	0	0	1	1	2007	2007
=13	United States	0	0	1	1	2003	2003
	TOTAL	15	15	15	45		

Men's Lightweight Quadruple Sculls (LM4x)

Rank	Country	Gold	Silver	Bronze	Total	First medal	Last medal
1	Italy	13	3	1	17	1990	2007
2	Austria	3	0	0	3	1993	1995
3	Australia	1	1	1	3	1990	2003
4	Japan	1	0	1	2	2000	2001
5	West Germany	1	0	0	1	1989	1989
6	Germany	0	7	3	10	1992	2006
7	France	0	2	4	6	1989	2007
8	Sweden	0	2	0	2	1991	1992
=9	Canada	0	1	1	2	2004	2005
=9	Spain	0	1	1	2	2000	2002
=11	Belgium	0	1	0	1	2005	2005
=11	Greece	0	1	0	1	2001	2001
=11	Switzerland	0	1	0	1	1989	1989
14	Ireland	0	0	2	2	1997	1999
=15	Great Britain	0	0	1	1	2007	2007
=15	Netherlands	0	0	1	1	2002	2002
=15	Portugal	0	0	1	1	1994	1994
=15	United States	0	0	1	1	1998	1998
	TOTAL	19	20	18	57		

Women's Single Sculls (W1x)

Rank	Country	Gold	Silver	Bronze	Total	First medal	Last medal
1	East Germany	8	3	0	11	1974	1990
2	Belarus	5	1	2	8	1997	2007
=3	Bulgaria	3	3	1	7	1977	2007
=3	Romania	3	3	1	7	1979	1991
5	Germany	2	4	1	7	1993	2003
6	Soviet Union	1	3	3	7	1974	1986
7	Canada	1	3	0	4	1990	1995
8	Denmark	1	1	1	3	1993	1997
9	Russia	1	1	0	2	1998	2001
10	Sweden	1	0	3	4	1995	2006
11	Czech Republic	0	2	0	2	2005	2006
12	Hungary	0	1	3	4	1975	1989
13	Great Britain	0	1	0	1	1981	1981
=14	Belgium	0	0	4	4	1974	1995
=14	United States	0	0	4	4	1983	2007
=16	Netherlands	0	0	1	1	1979	1979
=16	New Zealand	0	0	1	1	1982	1982
=16	West Germany	0	0	1	1	1990	1990
	TOTAL	26	26	26	78		

Women's Pair (W2-)

Rank	Country	Gold	Silver	Bronze	Total	First medal	Last medal
1	East Germany	8	2	3	13	1974	1990
2	Romania	6	5	4	15	1974	2007
3	Canada	5	3	4	12	1977	2006
4	France	2	0	1	3	1993	1995
5	Australia	1	2	2	5	1993	2005
6	Belarus	1	2	1	4	2001	2007
7	Great Britain	1	1	1	3	1991	2003
8	New Zealand	1	1	0	2	2005	2006
9	West Germany	1	0	1	2	1989	1990
10	United States	0	3	2	5	1985	1998
11	Germany	0	3	1	4	1991	2007
12	Soviet Union	0	2	2	4	1974	1987
=13	Netherlands	0	1	1	2	1977	1978
=13	Poland	0	1	1	2	1979	1982
15	Russia	0	0	2	2	1997	2005
	TOTAL	26	26	26	78		

Women's Double Sculls (W2x)

Rank	Country	Gold	Silver	Bronze	Total	First medal	Last medal
1	East Germany	7	3	1	11	1974	1990
2	New Zealand	5	2	3	10	1986	2007
=3	Germany	4	3	1	8	1991	2006
=3	Soviet Union	4	3	1	8	1974	1991
5	Bulgaria	2	3	5	10	1975	2005
=6	Canada	1	1	1	3	1982	1995
=6	Great Britain	1	1	1	3	1997	2007
8	China	1	1	0	2	1999	2007
9	Australia	1	0	1	2	2005	2006
10	Romania	0	5	4	9	1979	1998
11	Netherlands	0	2	1	3	1995	1999
12	Russia	0	1	1	2	2002	2003
13	West Germany	0	1	0	1	1974	1974
14	United States	0	0	4	4	1977	1990
=15	Belarus	0	0	1	1	2001	2001
=15	Italy	0	0	1	1	2002	2002
	TOTAL	26	26	26	78		

Women's Lightweight Double Sculls (LW2x)

Rank	Country	Gold	Silver	Bronze	Total	First medal	Last medal
1	Germany	6	2	2	10	1991	2007
2	Canada	4	1	1	6	1987	1995
3	United States	3	4	3	10	1986	2005
4	Australia	2	2	1	5	1999	2007
5	Denmark	1	2	2	5	1990	2007
6	China	1	2	0	3	1993	2006
7	Great Britain	1	1	2	4	1985	2002
8	Netherlands	1	1	1	3	1986	1993
9	Romania	1	0	4	5	1997	2003
=10	Finland	0	1	1	2	2005	2007
=10	France	0	1	1	2	1985	1988
=10	West Germany	0	1	1	2	1985	1989
=13	Belgium	0	1	0	1	1987	1987
=13	New Zealand	0	1	0	1	1989	1989
=13	Poland	0	1	0	1	2001	2001
16	Greece	0	0	1	1	2006	2006
	TOTAL	20	21	20	61		

Women's Quadruple Sculls (W4x)

Rank	Country	Gold	Silver	Bronze	Total	First medal	Last medal
1	Germany	8	3	2	13	1991	2007
2	East Germany	5	0	0	5	1985	1990
3	Great Britain	3	0	0	3	2005	2007
=4	Australia	1	1	1	3	1998	2006
=4	China	1	1	1	3	1993	2007
6	Soviet Union	0	4	1	5	1985	1991
7	Denmark	0	2	0	2	1997	2002
=8	Romania	0	1	2	3	1985	1991
=8	Russia	0	1	2	3	1998	2005
=8	Ukraine	0	1	2	3	1994	1999
=11	Belarus	0	1	1	2	2002	2003
=11	Bulgaria	0	1	1	2	1987	1989
=13	Canada	0	1	0	1	1995	1995
=13	New Zealand	0	1	0	1	2001	2001
=15	Netherlands	0	0	2	2	1986	1995
=15	United States	0	0	2	2	1993	2001
17	Czechoslovakia	0	0	1	1	1990	1990
	TOTAL	18	18	18	54		

Women's Eight (W8+)

Rank	Country	Gold	Silver	Bronze	Total	First medal	Last medal
1	Romania	7	5	7	19	1974	2007
2	Soviet Union	7	3	1	11	1974	1991
3	United States	4	10	1	15	1975	2007
4	East Germany	3	5	3	11	1974	1990
5	Germany	2	1	3	6	1993	2006
6	Australia	2	1	1	4	2001	2006
7	Canada	1	1	5	7	1977	2003
=8	Great Britain	0	0	2	2	1997	2007
=8	Netherlands	0	0	2	2	1995	2005
10	China	0	0	1	1	1989	1989
	TOTAL	26	26	26	78		

Women's Four (W4-)

Rank	Country	Gold	Silver	Bronze	Total	First medal	Last medal
1	United States	4	3	2	9	1991	2007
2	Australia	4	0	2	6	1994	2007
3	Belarus	2	0	3	5	1995	2005
4	Romania	1	2	2	5	1989	2000
=5	Canada	1	2	1	4	1991	2002
=5	China	1	2	1	4	1989	2006
7	Netherlands	1	1	2	4	1994	2003
8	East Germany	1	0	1	2	1989	1990
=9	France	1	0	0	1	2004	2004
=9	Great Britain	1	0	0	1	1997	1997
=9	Ukraine	1	0	0	1	1998	1998
12	Germany	0	4	4	8	1991	2007
=13	New Zealand	0	1	0	1	2001	2001
=13	Poland	0	1	0	1	2000	2000
=13	Russia	0	1	0	1	2004	2004
=13	West Germany	0	1	0	1	1990	1990
	TOTAL	18	18	18	54		

Women's Lightweight Single Sculls (LW1x)

Rank	Country	Gold	Silver	Bronze	Total	First medal	Last medal
1	Romania	4	1	1	6	1985	1996
2	Netherlands	3	5	2	10	1989	2007
3	United States	3	3	3	9	1985	2007
=4	Canada	2	0	2	4	1992	2007
=4	Denmark	2	0	2	4	1990	1993
=4	Switzerland	2	0	2	4	1994	2001
7	Australia	2	0	0	2	1985	1995
8	Germany	1	2	1	4	2000	2006
=9	Finland	1	0	1	2	2000	2004
=9	Ireland	1	0	1	2	2000	2001
=11	Bulgaria	1	0	0	1	2002	2002
=11	New Zealand	1	0	0	1	1991	1991
13	France	0	5	0	5	1995	2005
14	Belgium	0	3	1	4	1986	1990
15	Great Britain	0	2	0	2	1992	2004
=16	Croatia	0	1	0	1	2003	2003
=16	West Germany	0	1	0	1	1988	1988
18	Spain	0	0	3	3	2002	2006
19	Argentina	0	0	2	2	1998	1999
=20	Italy	0	0	1	1	1987	1987
=20	Sweden	0	0	1	1	1997	1997
	TOTAL	23	23	23	69		

Women's Lightweight Pair (LW2-)

Rank	Country	Gold	Silver	Bronze	Total	First medal	Last medal
1	Great Britain	4	3	1	8	1995	2003
2	United States	2	3	1	6	1995	2001
=3	Australia	1	0	0	1	1997	1997
=3	Romania	1	0	0	1	2003	2003
5	Argentina	0	1	1	2	1998	2001
6	Chile	0	1	0	1	2002	2002
=7	Denmark	0	0	1	1	1995	1995
=7	Germany	0	0	1	1	2000	2000
=7	Greece	0	0	1	1	2003	2003
=7	Spain	0	0	1	1	2002	2002
=7	Zimbabwe	0	0	1	1	1999	1999
	TOTAL	8	8	8	24		

Women's Lightweight Quadruple Sculls (LW4x)

Rank	Country	Gold	Silver	Bronze	Total	First medal	Last medal
1	Australia	3	1	1	5	2000	2007
2	Germany	3	1	0	4	1997	2000
3	China	3	0	2	5	2000	2007
4	United States	1	2	2	5	1998	2004
5	Canada	1	2	1	4	1997	2005
6	Netherlands	0	2	2	4	1997	2003
7	Denmark	0	2	0	2	2005	2006
8	Great Britain	0	1	2	3	2005	2007
9	Greece	0	0	1	1	1998	1998
	TOTAL	11	11	11	33		

5. World Rowing Junior Championships

5.1. World Rowing Junior Championships 2005-2007 results (Top 3 crews)

2007 - Beijing, CHN

Men's Single Sculls (JM1x)

Place	Team	Name	Time
1	Bulgaria	Aleksandar Aleksandrov	7:04.77
2	Germany	Mathias Rocher	7:05.89
3	Croatia	Martin Sinkovic	7:11.29

Men's Pair (JM2-)

Place	Team	Name	Time
1	China	Jin Shengjun Xue Feng	6:46.34
2	Canada	Anthony Jacob Conlin McCabe	6:50.08
3	Romania	Ionut Minea Ciprian Focariu	6:52.57

Men's Double Sculls (JM2x)

Place	Team	Name	Time
1	Germany	Hagen Rothe Sebastian Peter	6:24.08
2	China	Han Wei Zhong Xiaotao	6:33.30
3	Ukraine	Ivan Dovgodko Volodymyr Teterych	6:35.24

Men's Four (JM4-)

Place	Team	Name	Time
1	Great Britain	Jack Morrissey Matthew Rossiter George Nash Kieren Emery	6:06.76
2	Germany	Mario Jadatz Christopher Schang Lauritz Schoof Bastian Bechler	6:08.87
3	Netherlands	Bob van Velsen Govert Viergever Frank van der Ploeg Timo van Wittmarschen	6:09.41

Men's Quadruple Sculls (JM4x)

Place	Team	Name	Time
1	China	Teng Pengan Wang Shuo Li Hang Shan Haijiao	5:57.44
2	Slovenia	Matej Rojec Matevz Kaiser Vito Galicic Urban Ulcar	5:57.85
3	Latvia	Martins Peterfelds Dairis Adamaitis Uldis Odins Lauris Sire	5:58.86

Men's Eight (JM8+)

Place	Team	Name	Time
1	Germany	Jannis Augustin Michael Schirmer Sebastian Wolff Hanno Peters Tim Lauterbach Felix Drahotta Jann-Edzard Junkmann Florian Bast	5:41.86
2	New Zealand	Ben-Jack Drese James Lassche Benjamin Wooding Benjamin Lynton Brad Ross Tyler Sherman James Orsbourn Josh Payne Tyson Williams Robert Salvesen	5:44.34
3	China	Pi Guibo Xie Tianqi Cao Shi Cao Xiao Liu Minglei Tian Yun Huang Li Liu Jiankang Ye Donghan	5:48.24

Men's Coxed Four (JM4+)

Place	Team	Name	Time
1	Italy	Francesco Zombi Adriano Scardino Francesco Baldi Massimiliano Landi	6:32.67
2	France	Andrea Marcaccini Pierre-Julien Meunier Pierre D'Agata Benjamin Nosal Silvere Barde Anthony Benoit	6:34.71
3	Germany	Alexander Schiller Florian Schaffenberg Sebastian Seier Immo Ihnen Tim Behrent	6:36.83

Women's Single Sculls (JW1x)

Place	Team	Name	Time
1	China	Zhu Weiwei	7:53.66
2	Germany	Tina Manker	7:58.61
3	Lithuania	Donata Vistartaite	7:59.49

Women's Pair (JW2-)

Place	Team	Name	Time
1	China	Hao Yuanyuan Ni Chaoqun	7:33.17
2	Germany	Nadja Drygalla Ulrike Sennewald	7:35.06
3	Romania	Mariana Elena Todoran Cristina Mihaela Ilie	7:37.79

Women's Double Sculls (JW2x)

Place	Team	Name	Time
1	China	Xu Rui Zhang Yangyang	7:17.77
2	Estonia	Kaisa Pajusalu Jevgenia Rondina	7:20.43
3	Austria	Birgit Puehringer Lisa Farthofer	7:23.53

Women's Four (JW4-)

Place	Team	Name	Time
1	China	Liu Hong Han Yan Tian Chun Zhou Ru	6:54.19
2	Germany	Anna-Maria Kipphardt Anja Broders Navina Passmann Ronja Schütte	6:57.07
3	Belarus	Volha Krasnikava Aliona Bakunovich Vera Svislionak Marya Dubik	6:59.58

Women's Quadruple Sculls (JW4x)

Place	Team	Name	Time
1	Germany	Claudia Schiwy Clara Karches Mareike Adams Rebekka Klemp	6:34.00
2	Belarus	Maryia Smaliakova Volha Bushkova Maryna Maslava Hanna Bandarevich	6:38.08
3	Greece	Evropi Konstantinidou Triantafyllia Kalampoka Paschalina Karamytiliou Christina Giazitzidou	6:42.38

Women's Eight (JW8+)

Place	Team	Name	Time
1	Romania	Ionela Dobanda Mihaela Coteata Cristina Grigoras Anca Negrii Elena Trifoi Ioana Craciun Ramona Voicu Ionela Curelet Silvia Papava	6:27.47
2	Germany	Regina Pieroth Magdalena Jakschik Anne-Sophie Agarius Sina Geigenmüller Michaela Schmidt Ulrike Denker Madleen Kurpiela Nora Von Gaertner Laura Schwensen	6:29.07
3	United States	Grace Luczak Felice Müller Caroline Nash Melisa Ongun Natalie Eisermann Elise Wilson Lauren Shook Molly Hamrick Alaizah Koorji	6:30.17

2006 - Amsterdam, NED**Men's Single Sculls (JM1x)**

Place	Team	Name	Time
1	Germany	Hans Gruhne	6:57.95
2	Bulgaria	Aleksandar Aleksandrov	7:02.58
3	Slovenia	Andraz Krek	7:03.07

Men's Pair (JM2-)

Place	Team	Name	Time
1	Australia	Adam Wertheimer Jonothan Hookway	6:36.15
2	Serbia	Ivan Ostojic Aleksandar Radovic	6:38.21
3	Romania	Ionel Strungaru Marius Luchian	6:39.08

Men's Double Sculls (JM2x)

Place	Team	Name	Time
1	Denmark	Nils Henrik Stene Henrik Stephansen	6:23.81
2	Croatia	Damir Martin Valent Sinkovic	6:23.94
3	Germany	Tim Bartels Stephan Krüger	6:27.13

Men's Four (JM4-)

Place	Team	Name	Time
1	Great Britain	Lewis Beech Anthony Locke Thomas Lucy Nathaniel Reilly-O'Donnell	6:01.63
2	Germany	Mathias Rocher Christoph Zimmermann Sebastian Kasielke Marco Neumann	6:03.34
3	Slovenia	Miha Golja Janez Zupanc Vito Galicic Rok Rozman	6:09.96

Men's Quadruple Sculls (JM4x)

Place	Team	Name	Time
1	Germany	Tim Bartels Karl Schulze Clemens Wenzel Tim Grohmann	5:57.59
2	Croatia	Sven Bohneć David Sajn Marin Mladinic Tomislav Holi	6:00.76
3	Australia	Hugo Struss Bede Clarke Alexander Scharp Kurt Spencer	6:01.13

Men's Eight (JM8+)

Place	Team	Name	Time
1	New Zealand	James O'Connor Michael Arms Tyler Sherman Benjamin Lynton Sam O'Connor Josiah Lester Jared Pehi David Eade	5:43.50
2	Germany	Robert Salvesen Maximilian Munski Carsten Matzat Maximilian Reinelt Ruben Anemüller Marvin Buder Eric Johannesen Nils Menke Michael Fischer	5:45.25
3	Italy	Ben-Jack Drese Matteo Rampioni Pasquale Strazzullo Giovanni Luongo Aniello Dimitri Malventi Matteo Gagnaniello Fabio Infimo Luca De Maria Adriano Seghetti Leonardo Bellucci	5:46.25

Men's Coxed Four (JM4+)

Place	Team	Name	Time
1	Romania	Cristian Minea Ciprian Andrei Focariu Ioan Mihaila Aurelian Stoica	6:25.69
2	Italy	Aurelian Petre Francesco Zombi Francesco Baldi Massimiliano Landi Francesco Fossi Andrea Marcaccini	6:26.96
3	Germany	Christoph Matzat Stephan Knorr Stephan Nolden John Jennessen Hanno Boehringer	6:27.23

Women's Single Sculls (JW1x)

Place	Team	Name	Time
1	Poland	Natalia Madaj	8:04.99
2	Germany	Juliane Domscheid	8:07.18
3	United States	Lindsay Meyer	8:10.11

Women's Pair (JW2-)

Place	Team	Name	Time
1	Germany	Kerstin Hartmann Katrín Reinert	7:17.36
2	Bulgaria	Nadejda Slavcheva Iskra Angelova	7:18.79
3	Romania	Adelina Cojocariu Nicoleta Albu	7:21.51

Women's Double Sculls (JW2x)

Place	Team	Name	Time
1	Estonia	Kaisa Pajusalu Jevgenia Rondina	7:09.00
2	Austria	Lisa Farthofer Christine Schoenthaler	7:16.32
3	Romania	Ionela Curelet Cristina Mihaela Ilie	7:17.53

Women's Four (JW4-)

Place	Team	Name	Time
1	Germany	Navina Passmann Marie Strohmayer Hannelore Trafnik Johanna Davids	7:08.83
2	Italy	Marta Novelli Cristina Romiti Gioia Sacco Camilla Espana	7:11.23
3	Great Britain	Lottie Howard-Merrill Maria Larsen Emma Young Zoe Johnson	7:16.76

Women's Quadruple Sculls (JW4x)

Place	Team	Name	Time
1	Germany	Mandy Reppner Annika Mueller Julia Kröger Tina Manker	6:39.92
2	New Zealand	Kate Reymer Genevieve Armstrong Laura Fischer Anna Stantial	6:44.33
3	Austria	Birgit Puehringer Agnes Sperrer Katharina Lobnig Magdalena Lobnig	6:48.09

Women's Eight (JW8+)

Place	Team	Name	Time
1	Romania	Mihaela Diana Dociu Mihaela Coteata Aurelia Liliana Preda Ramona Voicu Andreea Harpa Ionela delia Sandor Mariana Elena Todoran Andreea Dumitru Adelina Dumbrava	6:25.46
2	United States	Katelin Kelly Sarah Gribler Nancy Graves Elise Wilson Desiree Burns Maren McCrea Jennifer Cromwell Adrienne Mecham Ariel Frost	6:28.08
3	Germany	Nadja Drygalla Nora Von Gaertner Sandra Hiller Ulrike Sennewald Anne Becker Kathrein Schulze Claudia Rühr Katja Schindler Elisabeth Bär	6:30.00

2005 - Brandenburg, GER**Men's Single Sculls (JM1x)**

Place	Team	Name	Time
1	Serbia and Montenegro	Milan Uzunovic	7:13.55
2	Germany	Stephan Krüger	7:21.21
3	Estonia	Kaspar Taimsoo	7:23.26

Men's Pair (JM2-)

Place	Team	Name	Time
1	Romania	Ionut Moisa Andrei Timpau	6:47.00
2	Italy	Luca De Maria Armando Dell'Aquila	6:50.34
3	Germany	Florian Köppen Kay Benecke	6:52.33

Men's Double Sculls (JM2x)

Place	Team	Name	Time
1	Germany	Tim Bartels Hans Gruhne	6:41.81
2	Croatia	Hrvoje Jurina Tomislav Holi	6:43.38
3	New Zealand	Daniel Karena Joseph Sullivan	6:46.47

Men's Four (JM4-)

Place	Team	Name	Time
1	Romania	Ioan Mihaila Marius Luchian Ionel Strungaru Leon Ani	6:17.24
2	Germany	Richard Schmidt Sebastian Müller Ivan Saric Gregor Kolb	6:17.47
3	Great Britain	Rollo Hoare Alastair MacLeod Thomas Lucy Henry Swales	6:20.37

Men's Quadruple Sculls (JM4x)

Place	Team	Name	Time
1	Italy	Jacopo Palma Bruno Rosetti Mattia Boschelli Andrea Messina	6:07.32
2	Germany	Clemens Wenzel Karl Schulze Martin Gulyas Tim Grohmann	6:07.85
3	Ukraine	Ivan Dovgodko Dmytro Petrenko Anton Zayets Artem Semeniuk	6:11.10

Men's Eight (JM8+)

Place	Team	Name	Time
1	United States	Derek Johnson Michael Rossidis Henrik Rummel Neil McPeak Neil Stanga Jesse Johnson Clayton Sachs Michael Gilson James Germano	5:58.08
2	Germany	Thorben Schmiedeberg Christoph Zimmermann Tom Lehmann Philipp Karnatz Nils Menke Mathis Jessen Enrico Stapel Tim Laube	5:59.75
3	Romania	Dev Wijekoon Florin Lauric Florin Ionut Anton Ioan Mihaila Marius Luchian Ionut Moisa Andrei Timpau Ionel Strungaru Leon Ani Gheorghe Calenciuc	5:59.89

Men's Coxed Four (JM4+)

Place	Team	Name	Time
1	Germany	Sebastian Kasielke Carsten Matzat Maximilian Munki Eric Johannesen Ben-Jack Drese	6:22.19
2	Italy	Michele Michelotti Federico Micaelli Massimiliano Landi Francesco Fossi Stefano Fancelli	6:23.27
3	Poland	Rafal Wielgosz Michal Ratajczak Radoslaw Milczarek Kamil Karolkowski Pawel Nowicki	6:32.25

Women's Single Sculls (JW1x)

Place	Team	Name	Time
1	New Zealand	Emma Twigg	8:04.68
2	Italy	Gisella Bascelli	8:12.47
3	Latvia	Liene Bertasjus	8:18.26

Women's Pair (JW2-)

Place	Team	Name	Time
1	Romania	Angelica Rosus Nicoleta Albu	7:28.03
2	Germany	Kerstin Hartmann Katrín Reinert	7:31.26
3	Italy	Lavinia Tinelli Cristina Romiti	7:33.10

Women's Double Sculls (JW2x)

Place	Team	Name	Time
1	Czech Republic	Jitka Antořová Gabriela Vareková	7:20.82
2	Germany	Lisa Baues Melanie Baues	7:29.86
3	Romania	Mihaela Coteata Adelina Cojocariu	7:33.69

Women's Four (JW4-)

Place	Team	Name	Time
1	Italy	Claudia Wurzel Cleonic Renzetti Denise Tremul Camilla Espana	6:59.82
2	Belarus	Hanna Kazlova Nadzeya Belskaya Marya Dubik Natallia Koshal	7:04.25
3	Germany	Janina Bornschein Josephine Förster Tina Schneemann Johanna Davids	7:05.66

Women's Quadruple Sculls (JW4x)

Place	Team	Name	Time
1	Germany	Mandy Reppner Nora Franzen Christin Hoffmann Anna Kluchert	6:44.96
2	Belarus	Anastasiya Fadzeyenka Natallia Pryvalava Alena Zakharava Viktoria Chepikava	6:47.48
3	Great Britain	Fern Cotterill Jacqueline Round Kristina Stiller Francesca Jus-Burke	6:51.22

Women's Eight (JW8+)

Place	Team	Name	Time
1	Germany	Nora Hermans Carolin Helmholz Kathrin Thiem Silke Müller Sandra Dalloff Anika Kniest Claudia Rühr Anna Korge Elisabeth Bär	6:46.69
2	Romania	Angelica Rosus Andrea Toader Aurelia Liliana Preda Cristina Mihaela Ilie Alina Vieru Adriana Maria Bejenar Andreea Harpa Nicoleta Albu Adelina Dumbrava	6:48.72
3	Great Britain	Louise Connell Rachael Jefferies Victoria Bryant Helen Blevins Hayley Crombie Danielle Graham Stephanie McDowall Frances Fletcher Zoe De Toledo	6:50.94

5.2. Historical Results 1970-2007 medal records

Junior Men's Coxed Four (JM4+)

Year	1 ST	2 ND	3 RD
1970	GDR	FRG	TCH
1971	GDR	BUL	URS
1972	TCH	URS	FRG
1973	GDR	FRG	GBR
1974	GDR	FRA	GDR
1975	GDR	FRA	FRG
1976	GDR	USA	FRG
1977	GDR	URS	TCH
1978	URS	GDR	BUL
1979	URS	HUN	FRG
1980	BUL	FRG	GDR
1981	GDR	URS	FRG
1982	GDR	URS	FRG
1983	URS	GDR	FRG
1984	GDR	URS	AUS
1985	GDR	USA	ITA
1986	TCH	ITA	FRG
1987	ITA	TCH	FRA
1988	GDR	FRA	ITA
1989	GDR	YUG	TCH
1990	ROU	ITA	GBR
1991	ROU	TCH	ITA
1992	GER	ROU	ITA
1993	GER	ITA	ROU
1994	ROU	GER	AUS
1995	AUS	CRO	BLR
1996	ROU	FRA	POL
1997	ROU	GER	FRA
1998	GER	USA	GBR
1999	GBR	GER	AUS
2000	FRA	GER	USA
2001	GER	ROU	ITA
2002	AUS	ROU	FRA
2003	AUS	ITA	RSA
2004	UKR	GBR	CAN
2005	GER	ITA	POL
2006	ROU	ITA	GER
2007	ITA	FRA	GER

Junior Men's Double Sculls (JM2x)

Year	1 ST	2 ND	3 RD
1970	GDR	AUT	FRG
1971	URS	GDR	FRG
1972	GDR	FRG	URS
1973	GDR	URS	FRG
1974	FRG	GDR	URS
1975	GDR	URS	FRG
1976	GDR	FRG	ESP
1977	FRG	GDR	NOR
1978	ITA	ESP	NED
1979	BUL	GDR	URS
1980	GDR	GBR	URS
1981	GDR	URS	ESP
1982	GDR	ITA	FRG
1983	GDR	YUG	BUL
1984	GDR	URS	ITA
1985	URS	DEN	POL
1986	GDR	URS	ITA
1987	GDR	YUG	ITA
1988	URS	GDR	NED
1989	FRG	URS	TCH
1990	ITA	GDR	URS
1991	GER	NOR	BEL
1992	GER	AUS	FRA
1993	GER	AUT	AUS
1994	FRA	GER	AUS
1995	GER	DEN	CRO
1996	AUS	YUG	SUI
1997	GBR	AUS	CRO
1998	GER	ITA	FRA
1999	POR	YUG	GER
2000	ITA	CRO	CZE
2001	CRO	CZE	GER
2002	GER	ITA	RUS
2003	LTU	RUS	ROU
2004	ITA	POL	GER
2005	GER	CRO	NZL
2006	DEN	CRO	GER
2007	GER	CHN	UKR

Junior Men's Pair (JM2-)

Year	1 ST	2 ND	3 RD
1970	GDR	ITA	FRG
1971	GDR	URS	FRG
1972	GDR	FRG	URS
1973	GDR	GBR	URS
1974	GDR	FRG	NED
1975	FRG	URS	CAN
1976	GDR	URS	YUG
1977	GDR	FRG	NOR
1978	TCH	URS	FRG
1979	FRG	GDR	FRA
1980	GDR	URS	TCH
1981	GDR	URS	CAN
1982	GDR	ITA	URS
1983	GDR	YUG	BUL
1984	GDR	ITA	FRG
1985	FRG	ESP	GDR
1986	YUG	GBR	URS
1987	GDR	URS	YUG
1988	GBR	GDR	URS
1989	YUG	FRG	GDR
1990	YUG	ITA	URS
1991	TCH	GER	FRA
1992	GER	AUS	TCH
1993	GER	ITA	SWE
1994	GER	FRA	CRO
1995	FRA	GER	ESP
1996	CAN	GER	SLO
1997	AUS	GER	CRO
1998	YUG	GER	AUS
1999	GER	SLO	FRA
2000	AUS	POL	ITA
2001	FRA	LAT	GER
2002	ROU	SLO	CHN
2003	SLO	EST	HUN
2004	ROU	GRE	LAT
2005	ROU	ITA	GER
2006	AUS	SRB	ROU
2007	CHN	CAN	ROU

Junior Men's Single Sculls (JM1x)

Year	1 ST	2 ND	3 RD
1970	GDR	FRG	FRA
1971	GDR	ITA	NED
1972	URS	FRG	ITA
1973	URS	GDR	FRG
1974	ITA	GDR	FRG
1975	GDR	FRG	YUG
1976	GDR	FRG	USA
1977	FRG	GDR	URS
1978	GDR	URS	ESP
1979	URS	FRG	GDR
1980	GDR	FRG	NED
1981	GDR	POL	BEL
1982	GDR	ITA	BEL
1983	URS	GDR	FRG
1984	GDR	SWE	NED
1985	GDR	ITA	URS
1986	ITA	DEN	GDR
1987	URS	GDR	AUS
1988	ITA	AUS	GDR
1989	URS	ITA	GDR
1990	GDR	FRG	SUI
1991	GER	AUS	URS
1992	SLO	GER	FIN
1993	NOR	ITA	SLO
1994	ITA	GER	NZL
1995	GER	SLO	RUS
1996	AUS	BLR	GRE
1997	SLO	YUG	ITA
1998	EST	GER	AUS
1999	EST	BLR	BEL
2000	ITA	LTU	CRO
2001	GBR	AUS	GER
2002	ITA	AUS	FRA
2003	RUS	NZL	LAT
2004	ROU	NZL	SCG
2005	SCG	GER	EST
2006	GER	BUL	SLO
2007	BUL	GER	CRO

Junior Men's Coxed Pair (JM2+)

Year	1 ST	2 ND	3 RD
1970	GDR	GRE	ITA
1971	GDR	GBR	URS
1972	NED	GDR	GBR
1973	GDR	FRA	CAN
1974	GDR	ITA	FRG
1975	URS	GBR	FRG
1976	GDR	URS	USA
1977	POL	GDR	ITA
1978	URS	BUL	FRG
1979	URS	GDR	POL
1980	GDR	URS	GRE
1981	GDR	URS	GRE
1982	URS	GDR	ITA
1983	GDR	URS	TCH
1984	ROU	GDR	TCH
1985	GDR	ROU	GRE
1986	URS	GRE	GDR
1987	URS	GRE	GDR
1988	ROU	TCH	GDR
1989	GDR	URS	GRE
1990	GDR	URS	ROU
1991	GER	ROU	POL
1992	GER	FRA	GBR
1993	GER	RUS	ITA
1994	RUS	GER	USA
1995	GER	CRO	POL
1996	RUS	ITA	GER
1997	GER	RUS	ROU
1998	ARG	GER	GBR
1999	GER	ITA	RUS
2000	GER	USA	YUG
2001	ROU	GER	UKR
2002	ITA	YUG	GER
2003	SCG	SLO	ITA
2004	UKR	ITA	POL

Junior Men's Four (JM4-)

Year	1 ST	2 ND	3 RD
1970	GDR	SUI	FRG
1971	GDR	FRG	BUL
1972	FRG	GDR	POL
1973	FRG	GDR	URS
1974	GDR	URS	POL
1975	GDR	GBR	FRG
1976	GDR	URS	FRG
1977	FRG	GDR	GBR
1978	FRG	YUG	ITA
1979	URS	FRG	GDR
1980	URS	GDR	FRG
1981	GDR	FRG	YUG
1982	GDR	FRG	TCH
1983	GDR	GBR	FRA
1984	GDR	FRA	URS
1985	ROU	GBR	ITA
1986	URS	GBR	CAN
1987	GBR	URS	GDR
1988	ITA	FRA	GBR
1989	GBR	ROU	FRA
1990	GBR	AUS	GDR
1991	GBR	AUS	GER
1992	GBR	GER	FRA
1993	GER	GBR	ITA
1994	GER	FRA	CAN
1995	DEN	AUS	ESP
1996	SLO	AUS	GER
1997	ROU	FRA	GER
1998	ROU	POL	GER
1999	AUS	GBR	GER
2000	GER	RSA	FRA
2001	FRA	BLR	CAN
2002	FRA	GBR	ITA
2003	ITA	CZE	ROU
2004	ROU	CRO	GER
2005	ROU	GER	GBR
2006	GBR	GER	SLO
2007	GBR	GER	NED

Junior Men's Quadruple Sculls (JM4x)

Year	1 ST	2 ND	3 RD
1974	GDR	FRG	URS
1975	URS	GDR	FRG
1976	GDR	FRG	URS
1977	GDR	FRG	URS
1978	GDR	FRG	URS
1979	GDR	FRG	URS
1980	URS	FRA	GDR
1981	GDR	ROU	FRA
1982	GDR	URS	BUL
1983	GDR	BUL	FRA
1984	GDR	URS	FRA
1985	URS	GDR	FRA
1986	URS	GDR	CZE
1987	GDR	FRG	URS
1988	URS	GDR	BUL
1989	GDR	BUL	FRG
1990	GDR	ITA	TCH
1991	GER	ITA	URS
1992	TCH	GER	AUT
1993	GER	SWE	NOR
1994	GER	ITA	GBR
1995	ITA	FRA	NED
1996	DEN	FRA	ITA
1997	RUS	GER	DEN
1998	GER	RUS	SLO
1999	SLO	GER	NED
2000	GER	FRA	CZE
2001	FRA	GER	ITA
2002	ITA	GER	POL
2003	LAT	RUS	FRA
2004	SLO	RUS	NED
2005	ITA	GER	UKR
2006	GER	CRO	AUS
2007	CHN	SLO	LAT

Junior Men's Eight (JM8+)

Year	1 ST	2 ND	3 RD
1970	GDR	FRG	FRA
1971	URS	GDR	FRG
1972	GDR	FRG	URS
1973	FRG	GDR	URS
1974	FRG	GDR	URS
1975	GDR	FRG	URS
1976	URS	GDR	FRG
1977	GDR	URS	FRG
1978	URS	GDR	FRG
1979	URS	FRG	GBR
1980	URS	GDR	FRA
1981	GDR	URS	FRG
1982	FRG	USA	FRA
1983	GDR	URS	FRA
1984	FRA	GDR	URS
1985	URS	GDR	USA
1986	URS	USA	FRA
1987	USA	FRA	URS
1988	GDR	FRA	USA
1989	URS	FRA	GBR
1990	GDR	GBR	USA
1991	URS	GER	ESP
1992	USA	GER	RUS
1993	GER	RUS	USA
1994	SUI	GER	GBR
1995	GER	USA	SUI
1996	ROU	GER	GBR
1997	ROU	USA	GBR
1998	RUS	GER	ROU
1999	POL	GER	ROU
2000	GER	RUS	GBR
2001	ROU	RUS	GBR
2002	CZE	ITA	USA
2003	GBR	USA	RUS
2004	ROU	CZE	GER
2005	USA	GER	ROU
2006	NZL	GER	ITA
2007	GER	NZL	CHN

Junior Women's Coxed Four (JW4+)

Year	1 ST	2 ND	3 RD
1978	GDR	TCH	URS
1979	GDR	FRG	URS
1980	URS	GDR	CAN
1981	URS	GDR	BUL
1982	URS	FRA	BUL
1983	GDR	FRA	BUL
1984	GDR	URS	BUL
1985	ROU	GDR	BUL
1986	GDR	ROU	BUL
1987	GDR	URS	BUL
1988	ROU	GDR	AUS

Junior Women's Four (JW4-)

Year	1 ST	2 ND	3 RD
1989	AUS	FRG	GDR
1990	GDR	TCH	FRG
1991	GER	TCH	ROU
1992	TCH	GER	ROU
1993	GER	ROU	RUS
1994	ROU	GBR	GER
1995	GER	ROU	GBR
1996	GER	ROU	NZL
1997	ROU	AUS	CHN
1998	CHN	GER	ROU
1999	GER	CHN	GBR
2000	USA	AUS	GER
2001	BLR	USA	GER
2002	BLR	GER	FRA
2003	ITA	GBR	ROU
2004	GER	BLR	AUS
2005	ITA	BLR	GER
2006	GER	ITA	GBR
2007	CHN	GER	BLR

Junior Women's Double Sculls (JW2x)

Year	1 ST	2 ND	3 RD
1978	URS	GDR	DEN
1979	GDR	URS	BUL
1980	GDR	URS	BUL
1981	ROU	GDR	URS
1982	GDR	FRG	URS
1983	GDR	FRA	ROU
1984	URS	GDR	ROU
1985	GDR	HUN	URS
1986	BUL	URS	GDR
1987	GDR	SUI	URS
1988	GDR	CHN	TCH
1989	GDR	URS	TCH
1990	URS	GDR	BUL
1991	GER	TCH	ROU
1992	GER	AUS	RUS
1993	GER	BEL	DEN
1994	SUI	GER	AUS
1995	GER	AUT	NED
1996	POL	AUT	GER
1997	GER	CZE	ITA
1998	GER	AUS	GBR
1999	NOR	GER	ROU
2000	BUL	GER	DEN
2001	RUS	GER	ITA
2002	LAT	POL	GER
2003	AUS	ITA	HUN
2004	CZE	ITA	GER
2005	CZE	GER	ROU
2006	EST	AUT	ROU
2007	CHN	EST	AUT

Junior Women's Pair (JW2-)

Year	1 ST	2 ND	3 RD
1978	GDR	TCH	FRG
1979	ROU	URS	TCH
1980	URS	POL	GDR
1981	BUL	URS	ROU
1982	URS	GDR	FRG
1983	GDR	FRG	URS
1984	GDR	URS	HUN
1985	GDR	URS	HUN
1986	GDR	URS	CAN
1987	GDR	BUL	CAN
1988	BUL	GDR	FRG
1989	GDR	BUL	URS
1990	BUL	GDR	ROU
1991	GER	URS	FRA
1992	AUS	GER	RUS
1993	AUS	ROU	GBR
1994	GER	CHN	GBR
1995	AUS	GER	RUS
1996	GER	RUS	AUS
1997	GER	POL	CAN
1998	GER	DEN	CHN
1999	FRA	GER	AUS
2000	BLR	GER	CHN
2001	BLR	ROU	GER
2002	ROU	BLR	AUS
2003	NED	AUS	POL
2004	AUS	ITA	GER
2005	ROU	GER	ITA
2006	GER	BUL	ROU
2007	CHN	GER	ROU

Junior Women's Single Sculls (JW1x)

Year	1 ST	2 ND	3 RD
1978	GDR	URS	POL
1979	BUL	URS	DEN
1980	GDR	BUL	SUI
1981	ROU	NED	URS
1982	GDR	URS	SWE
1983	GDR	URS	BUL
1984	GDR	ROU	DEN
1985	ROU	GDR	HUN
1986	GDR	URS	HUN
1987	GDR	POL	URS
1988	GDR	URS	HUN
1989	URS	GRE	BUL
1990	URS	BUL	GDR
1991	BUL	GER	DEN
1992	GER	RUS	POL
1993	GER	AUS	POL
1994	AUS	FRA	DEN
1995	GER	DEN	SLO
1996	SLO	GER	RUS
1997	AUS	FRA	BUL
1998	AUS	CHN	GER
1999	GER	ITA	UKR
2000	GER	ITA	ROU
2001	ROU	BUL	GER
2002	AUS	LAT	ITA
2003	POL	ITA	CAN
2004	AUS	ROU	GRE
2005	NZL	ITA	LAT
2006	POL	GER	USA
2007	CHN	GER	LTU

Junior Women's Eight (JW8+)

Year	1 ST	2 ND	3 RD
1978	GDR	URS	CAN
1979	CAN	URS	GDR
1980	GDR	URS	TCH
1981	GDR	URS	TCH
1982	GDR	FRG	URS
1983	URS	GDR	FRG
1984	GDR	URS	FRG
1985	GDR	ROU	FRG
1986	GDR	FRG	URS
1987	GDR	URS	FRG
1988	GDR	URS	FRG
1989	GDR	FRA	TCH
1990	URS	FRA	TCH
1991	TCH	GER	URS
1992	GER	TCH	USA
1993	GER	ROU	LAT
1994	GER	ROU	CZE
1995	GER	ROU	UKR
1996	GER	ROU	DEN
1997	GER	RUS	USA
1998	GER	ROU	RUS
1999	ROU	USA	GER
2000	ROU	GER	RUS
2001	ROU	BLR	GER
2002	ROU	GER	USA
2003	ROU	USA	RUS
2004	ROU	RUS	POL
2005	GER	ROU	GBR
2006	ROU	USA	GER
2007	ROU	GER	USA

Junior Women's Coxed Quadruple Sculls (JW4x+)

Year	1 ST	2 ND	3 RD
1978	GDR	URS	BUL
1979	GDR	BUL	NED
1980	GDR	BUL	URS
1981	GDR	FRG	ROU
1982	GDR	FRA	NED
1983	GDR	BUL	ITA
1984	GDR	FRA	URS

Junior Women's Quadruple Sculls (JW4x)

Year	1 ST	2 ND	3 RD
1985	GDR	TCH	URS
1986	GDR	URS	BUL
1987	GDR	URS	TCH
1988	GDR	TCH	URS
1989	GDR	FRG	URS
1990	GDR	FRG	URS
1991	GER	TCH	ITA
1992	RUS	GER	HUN
1993	GER	ITA	HUN
1994	GER	AUT	CHN
1995	GER	ESP	POL
1996	NED	GER	SUI
1997	GER	SUI	AUS
1998	ROU	GER	AUT
1999	GER	ROU	NED
2000	BLR	NOR	GER
2001	GER	ROU	CZE
2002	CZE	GER	ITA
2003	ROU	ESP	ITA
2004	GER	UKR	ROU
2005	GER	BLR	GBR
2006	GER	NZL	AUT
2007	GER	BLR	GRE

6. World Rowing Under 23 Championships

6.1. World Rowing Under 23 Championships 2005-2007 results (Top 3 crews)

2007 - Strathclyde, SCO

Men's Single Sculls (BM1x)

Place	Team	Name	Time
1	New Zealand	Joseph Sullivan	6:48.75
2	Lithuania	Mindaugas Griskonis	6:54.27
3	Germany	Robert Bertram	6:55.21

Men's Pair (BM2-)

Place	Team	Name	Time
1	Greece	Ioannis Tsilis Georgios Tziallas	6:31.51
2	Italy	Stefano Correale Matteo Castaldo	6:33.43
3	Great Britain	Tom Wilkinson Charles Burkitt	6:34.70

Men's Double Sculls (BM2x)

Place	Team	Name	Time
1	Belarus	Dzianis Mihal Stanislau Shtcharbachenia	6:19.24
2	Germany	Karl Schulze Tim Grohmann	6:19.60
3	Great Britain	Charles Cousins William Lucas	6:21.24

Men's Four (BM4-)

Place	Team	Name	Time
1	Germany	Sebastian Schmidt Fokke Beckmann Richard Schmidt Kristof Wilke	5:57.55
2	New Zealand	Jared Pehi Ben Hammond David Eade Chris Harris	6:00.51
3	Great Britain	Colin Scott Cameron Nichol Oliver Moore Mohamed Sbihi	6:02.12

Men's Lightweight Double Sculls (BLM2x)

Place	Team	Name	Time
1	France	Maxime Goisset Fabien Dufour	6:24.77
2	Hungary	Tamas C. Varga Peter Galambos	6:30.69
3	Germany	Moritz Koch Christoph Schregel	6:35.50

Men's Lightweight Four (BLM4-)

Place	Team	Name	Time
1	Greece	Apostolos Kourkoumpas Nikolaos Gkountoulas Apostolos Gkountoulas Evangelos Tsourtsoulas	6:04.10
2	Austria	Dominik Sigl Oliver Komaromy Paul Ruttman Christian Rabel	6:04.50
3	Switzerland	Martin Leu Simon Niepmann Silvan Zehnder Martin Hobi	6:05.32

Men's Quadruple Sculls (BM4x)

Place	Team	Name	Time
1	Germany	Clemens Wenzel Martin Gulyas Daniel Makowski Stephan Krüger	5:48.40
2	France	Benjamin Chabanet Jean-Marie Imbert Michael Molina Gaëtan Delhon	5:49.53
3	Australia	Thomas Swann Sam Renton Danjels Reedman Steven Fletcher	5:49.71

Men's Eight (BM8+)

Place	Team	Name	Time
1	Estonia	Rauno Talisoo Alo Kuslap Martin Absalon Sten Villmann Artur Maier Alvar Raagel Jaan Laos Andrus Sabiin Nikita Lunin	5:33.90
2	Germany	Maximilian Reinelt Ruben Anemüller Daniel Holert Felix Feldhaus Sebastian Kasielke Maximilian Bandel Thomas Protze Marco Neumann Arman Lahouti	5:34.29
3	Australia	Andrew Conolly Richard Allsop Mitchell Estens John Linke Edward Boyce James Goswell Thomas Larkins Terrence Alfred Toby Lister	5:34.73

Men's Lightweight Single Sculls (BLM1x)

Place	Team	Name	Time
1	New Zealand	Storm Uru	7:02.11
2	Netherlands	Tim Heijbrock	7:05.63
3	Germany	Ingo Voigt	7:06.06

Men's Coxed Four (BM4+)

Place	Team	Name	Time
1	Italy	Leopoldo Sansone Vincenzo Capelli Romano Battisti Andrea Palmisano	6:15.57
2	France	Leonardo Bellucci Paul-Francois Carretero Victor Bordereau Romain Lecuyer Guillaume Sartelet	6:18.45
3	Great Britain	Benjamin Manceau Ryan Davies Peter Marsland Alexander Holden-Smith George Laughton Andrew Graham	6:20.92

Men's Lightweight Pair (BLM2-)

Place	Team	Name	Time
1	Italy	Andrea Caianiello Armando Dell'Aquila	6:34.66
2	South Africa	James Thompson Matthew Brittain	6:35.01
3	Spain	Juan Luis Fernandez Tomas Javier Gonzalez Nieto	6:44.98

Men's Lightweight Quadruple Sculls (BLM4x)

Place	Team	Name	Time
1	Italy	Matteo Amigoni Filippo Manfredi Antonio Pizzurro Daniele Danesin	5:53.57
2	France	Guillaume Rochet Quentin Colard Stany Delayre Romain Boutron	5:55.90
3	Denmark	Sophus Johannesen Martin Batenburg Nils Henrik Stene Henrik Stephansen	5:57.16

Women's Single Sculls (BW1x)

Place	Team	Name	Time
1	New Zealand	Emma Twigg	7:34.87
2	Poland	Natalia Madaj	7:40.24
3	Hungary	Katalin Szabo	7:41.76

Women's Pair (BW2-)

Place	Team	Name	Time
1	Great Britain	Olivia Whitlam Heather Stanning	7:15.90
2	Romania	Andreea Harpa Nicoleta Albu	7:21.28
3	Belarus	Alena Makhala Nadzeya Belskaya	7:23.25

Women's Double Sculls (BW2x)

Place	Team	Name	Time
1	Czech Republic	Jitka Antošová Gabriela Vareková	6:58.46
2	Germany	Julia Richter Lena Möbus	6:59.43
3	Poland	Magdalena Fularczyk Kamila Socko	7:03.29

Women's Four (BW4-)

Place	Team	Name	Time
1	Italy	Anna Bonciani Cristina Romiti Carlotta Baratto Anita Pinto	6:45.65
2	Australia	Elizabeth Alderman Megan Bagworth Emily Rose Sascha Lahey	6:47.43
3	Great Britain	Victoria Bryant Emily Taylor Kirsty Myles Rachael Jefferies	6:48.53

Women's Lightweight Double Sculls (BLW2x)

Place	Team	Name	Time
1	Poland	Weronika Deresz Karolina Widun	7:07.40
2	Denmark	Marie Gottlieb Sine Christiansen	7:08.66
3	Italy	Viviana Bulgarelli Erika Mai	7:09.31

Women's Quadruple Sculls (BW4x)

Place	Team	Name	Time
1	United States	Alison Fishman Esther Lofgren Lindsay Meyer Genevra Stone	6:32.59
2	Australia	Renee Kirby Emma McCarthy Charlotte Walters Lisa Szatsznajder	6:33.38
3	Great Britain	Kristina Stiller Francesca Jus-Burke Atlanta St John Lauren Fisher	6:34.11

Women's Eight (BW8+)

Place	Team	Name	Time
1	Belarus	Natallia Hryhalchyk Zinaida Kliuchynskaya Natallia Pryvalava Alena Zakharava Natallia Koshal Nina Bondarava Volha Zhylyskayar Volha Plashkova	6:15.20
2	Germany	Anastasiya Katsiashova Kerstin Hartmann Kathrin Reinert Kathrin Thiem Silke Müller Sandra Dalloff Anika Kniest Sonja Ziegler Franziska Kegebein Silja Hansen	6:15.43
3	United States	Anne Kennedy Kerry Birk Megan Smith Suzanne Van Fleet Ellie Logan Jamie Redman Mara Allen Andrea Sooter Katelin Snyder	6:17.85

Women's Lightweight Single Sculls (BLW1x)

Place	Team	Name	Time
1	Greece	Alexandra Tsiavou	7:40.96
2	France	Coralie Simon	7:45.18
3	Germany	Anja Noske	7:48.32

2006 - Hazewinkel, BEL**Men's Single Sculls (BM1x)**

Place	Team	Name	Time
1	Germany	Karsten Brodowski	6:46.93
2	New Zealand	Nathan Cohen	6:50.07
3	Romania	Daniel Frateanu	6:52.52

Men's Pair (BM2-)

Place	Team	Name	Time
1	Germany	Kristof Wilke Sebastian Schmidt	6:27.84
2	Serbia	Marko Marjanovic Jovan Popovic	6:30.16
3	Great Britain	Ben Smith Oliver Moore	6:30.20

Men's Double Sculls (BM2x)

Place	Team	Name	Time
1	Belarus	Dzianis Mihal Stanislau Shtcharbachenia	6:14.05
2	Italy	Matteo Stefanini Federico Gattinoni	6:16.73
3	Russia	Aleksandr Kornilov Nikael Bikua-Mfantse	6:19.48

Men's Four (BM4-)

Place	Team	Name	Time
1	Czech Republic	Jan Gruber Jakub Zof Milan Bruncvik Jr Karel Neffe	5:54.69
2	Greece	Ioannis Tsilis Georgios Tziallas Giorgios Tsiompanidis Pavlos Gavriilidis	5:55.68
3	Germany	Andreas Clausen Mathis Jessen Fokke Beckmann Richard Nagel	5:58.72

Men's Lightweight Double Sculls (BLM2x)

Place	Team	Name	Time
1	New Zealand	Graham Oberlin-Brown Peter Taylor	6:19.77
2	Italy	Marcello Miani Daniele Danesin	6:23.36
3	Czech Republic	Jan Vetesnik Ondrej Vetesnik	6:24.88

Men's Lightweight Four (BLM4-)

Place	Team	Name	Time
1	Italy	Livio La Padula Martino Goretti Michele Savriè Fabrizio Gabriele	5:58.88
2	Greece	Evangelos Tsourtsoulas Nikolaos Gkoutoulas Apostolos Gkoutoulas Evangelos Koulourizos	6:00.60
3	Germany	Jan Winkert Johann-Sebastian Diemann Marco Weber Elia Krell	6:00.82

Men's Quadruple Sculls (BM4x)

Place	Team	Name	Time
1	Ukraine	Viktor Grebennykov Leonid Prytula Oleksandr Pakhomov Volodymyr Trofymenko	5:50.74
2	Romania	Florin Lauric Marius Orosz Valentin Halaicu Valentin Piticariu	5:51.45
3	Germany	Philipp Hosch Robert Bertram Daniel Makowski Lutz Menzel	5:51.60

Men's Eight (BM8+)

Place	Team	Name	Time
1	Canada	Jan Tize Brendan Robinson Max Lang Chris Aylard Robert Gibson Daniel Casaca Max Wyatt Will Crothers	5:30.72
2	Germany	Mark Laidlaw Jan Müller Maximilian Bandel Daniel Holert Felix Feldhaus André Slavik Raimund Hörmann Jr Thomas Protze Falk Müller Peter Puppe	5:31.78
3	Italy	Romano Battisti Dario Cerasola Domenico Montrone Matteo Motta Simone Venier Marco Resemini Andrea Tranquilli Pierpaolo Frattini Andrea Lenzi	5:32.67

Men's Lightweight Single Sculls (BLM1x)

Place	Team	Name	Time
1	New Zealand	Storm Uru	6:55.73
2	France	Maxime Goisset	6:58.84
3	Turkey	Mete Yeltepe	7:00.01

Men's Coxed Four (BM4+)

Place	Team	Name	Time
1	New Zealand	James Dallinger Steven Cottle Paul Gerritsen Dane Boswell Daniel Quigley	6:03.19
2	Australia	Ned Kinnear Chris Clyne Fergus Pragnell Nicholas Andrew David McGrath	6:03.78
3	Italy	Roberto Marcatelli Federico Migliaccio Raffaele Mautone Armando Dell'Aquila Rosario Aita	6:07.13

Men's Lightweight Pair (BLM2-)

Place	Team	Name	Time
1	Great Britain	Richard Chambers Chris Bartley	6:34.53
2	Italy	Andrea Caianiello Salvatore Di Somma	6:34.99
3	South Africa	Brad Smith Andrew Craig	6:38.02

Men's Lightweight Quadruple Sculls (BLM4x)

Place	Team	Name	Time
1	Germany	Felix Reimann Jonas Schuetzeberg Felix Oevermann Karim Djamshidi Gilani	5:55.91
2	United States	Richard Klein Jonathan Winters Daniel Feldman Brian De Regt	5:55.94
3	Australia	Hugh McLeod Blair Tunevitsch Matthew Bolster Darryn Purcell	5:56.18

Women's Single Sculls (BW1x)

Place	Team	Name	Time
1	Poland	Julia Michalska	7:27.81
2	Serbia	Iva Obradovic	7:31.62
3	Switzerland	Regina Naunheim	7:36.49

Women's Pair (BW2-)

Place	Team	Name	Time
1	Romania	Camelia Lupascu Ana-Maria Apachitei	7:14.94
2	Germany	Kerstin Hartmann Katrin Reinert	7:15.27
3	Australia	Phoebe Stanley Katelyn Gray	7:16.76

Women's Double Sculls (BW2x)

Place	Team	Name	Time
1	Czech Republic	Jitka Antořová Gabriela Vareková	6:53.40
2	Germany	Eva Paus Melanie Hansen	6:57.74
3	Netherlands	Renske van der Gaag Katie Steenman	7:00.20

Women's Four (BW4-)

Place	Team	Name	Time
1	Australia	Verena Stocker Annika Naughton Charlotte Walters Renee Kirby	6:39.97
2	Belarus	Natallia Hryhalchyk Nadzeya Belskaya Alena Makhala Katsiaryna Zhuk	6:43.60
3	Poland	Magdalena Madziewicz Anna Jankowska Kinga Kantorska Monika Zdrojewska	6:43.82

Women's Lightweight Double Sculls (BLW2x)

Place	Team	Name	Time
1	Russia	Ksenia Potapova Anna Yasykova	7:04.17
2	Germany	Claudia Schad Laura Tasch	7:05.82
3	Poland	Weronika Deresz Karolina Widun	7:06.87

Women's Quadruple Sculls (BW4x)

Place	Team	Name	Time
1	Romania	Maria Bursuc Roxana Cogianu Florina Atomulesei Ionelia Neacsu	6:24.55
2	Great Britain	Kristina Stiller Louisa Reeve Francesca Jus-Burke Frances Fletcher	6:26.32
3	Germany	Judith Aldinger Sybille Exner Kathleen Kirchhoff Michelle Fischer	6:26.38

Women's Eight (BW8+)

Place	Team	Name	Time
1	United States	Anne Kennedy Kerry Birk Megan Smith Katharine Davison Devan Darby Esther Lofgren Katherine Glessner Genevra Stone Katelin Snyder	6:06.68
2	Belarus	Natallia Pryvalava Anastasiya Fadzeyenka Natallia Haurlyenka Zinaida Kliuchynskaya Nina Bondarava Alena Zakharava Volha Zhylskayar Volha Plashkova	6:08.98
3	Germany	Anastasiya Katsiashova Ariane Sennewald Berit Krüger Christina Mahler Franziska Kegebein Sandra Dalloff Anika Kniest Kathrin Thiem Silke Müller Anne-Christine Paul	6:09.97

Women's Lightweight Single Sculls (BLW1x)

Place	Team	Name	Time
1	Greece	Alexandra Tsiavou	7:38.04
2	Great Britain	Sophie Hosking	7:40.48
3	France	Clémence Willaume	7:42.33

2005 - Amsterdam, NED**Men's Single Sculls (BM1x)**

Place	Team	Name	Time
1	Netherlands	Sjoerd Hamburger	7:38.61
2	Germany	Martin Loßner	7:42.58
3	Latvia	Kristaps Bokums	7:47.68

Men's Pair (BM2-)

Place	Team	Name	Time
1	Italy	Giuseppe D'Emilio Giorgio Tuccinardi	7:20.63
2	Great Britain	Paul Kelly James Clark	7:21.29
3	Germany	Jan Winkert Elia Krell	7:27.62

Men's Double Sculls (BM2x)

Place	Team	Name	Time
1	Italy	Matteo Stefanini Federico Gattinoni	6:45.94
2	Germany	Falko Nolte Erick Knittel	6:55.43
3	Estonia	Oleg Dmitrijev Vladimir Latin	7:04.39

Men's Four (BM4-)

Place	Team	Name	Time
1	Serbia and Montenegro	Goran Jagar Cedomir Nikitovic Goran Todorovich Jovan Popovic	6:25.35
2	Germany	Jan Müller Philipp Adamski Urs Käufer Falk Müller	6:25.68
3	Spain	Oriol Pueyo Vallet Angel Cesar Lopez Pedro M. Murillo Garrido Eduardo Murillo Garrido	6:28.52

Men's Lightweight Double Sculls (BLM2x)

Place	Team	Name	Time
1	Czech Republic	Jan Vetesnik Ondrej Vetesnik	6:56.38
2	Portugal	Nuno Mendes Pedro Fraga	6:58.21
3	Canada	John Haver Morgan Jarvis	7:00.70

Men's Lightweight Four (BLM4-)

Place	Team	Name	Time
1	Germany	Joel El-Qalqili Ole Rückbrodt Felix Otto Lutz Ackermann	6:28.24
2	Greece	Apostolos Gkountoulas Nikolaos Gkountoulas Apostolos Kourkoumpas Evangelos Koulourizos	6:30.91
3	Italy	Davide Riccardi Andrea Macchi Michele Savriè Martino Goretti	6:34.55

Men's Quadruple Sculls (BM4x)

Place	Team	Name	Time
1	Belarus	Dzianis Suravets Dzianis Mihal Stanislau Shtcharbachenia Aliaksandr Novikau	6:12.04
2	Romania	Valentin Halaicu Mihai Sofian Amos Iosub Andrei Pelivan	6:12.87
3	Ukraine	Viktor Grebennykov Herman Hontar Artem Kucherenko Oleksandr Pakhomov	6:13.30

Men's Eight (BM8+)

Place	Team	Name	Time
1	Romania	Florin Belba Marius Orosz Marius Bacaoanu Valentin Piticariu Mihai Tofan Marcus Despina Raul Ghebosu Daniel Teleaga Ionut Grigore	5:50.90
2	Italy	Fabrizio Cumbo Marco Messina Giovanni Lunardi Marco Resemini Andrea Tranquilli Pierpaolo Frattini Dario Cerasola Matteo Motta Manuel Berlingerio	5:51.82
3	Canada	Darryl De Leeuw Jeffery McGuffin Robert Thomson Derek O'Farrell Chris Aylard James Byrnes James Grossmith Blake Pucsek Mark Laidlaw	5:54.67

Men's Lightweight Single Sculls (BLM1x)

Place	Team	Name	Time
1	Great Britain	Zac Purchase	7:47.38
2	Slovakia	Lukas Babac	7:50.75
3	New Zealand	Storm Uru	7:51.51

Men's Coxed Four (BM4+)

Place	Team	Name	Time
1	Germany	Ulli Frankenberger Felix Feldhaus Alexander Sredscki Richard Nagel	6:46.39
2	Italy	Arman Lahouti Federico Achilli Federico Grossi Andrea De Coro Niccolo Marino	6:48.45
3	Romania	Stefano Fancelli Adrian Bucevski Dragos Rudisteanu Laurentiu Pasol Cristian Sirbu Ionut Grigore	6:49.78

Men's Lightweight Pair (BLM2-)

Place	Team	Name	Time
1	Italy	Giuseppe D'Emilio Giorgio Tuccinardi	7:20.63
2	Great Britain	Paul Kelly James Clark	7:21.29
3	Germany	Jan Winkert Elia Krell	7:27.62

Men's Lightweight Quadruple Sculls (BLM4x)

Place	Team	Name	Time
1	Italy	Emanuele Vigentini Michele Petracci Antonio Pizzurro Paolo Grugni	6:24.50
2	Great Britain	Richard Chambers Stephen Feeney Doug Perrin Chris Bartley	6:26.26
3	Germany	Felix Reimann Olaf Beckmann Knud Lange Karim Djamshidi Gilani	6:26.48

Women's Single Sculls (BW1x)

Place	Team	Name	Time
1	Serbia and Montenegro	Iva Obradovic	8:25.74
2	Poland	Julia Michalska	8:30.48
3	Germany	Sybille Exner	8:33.15

Women's Pair (BW2-)

Place	Team	Name	Time
1	Romania	Alina Poncisei Ana-Maria Apachitei	8:02.47
2	Germany	Ariane Sennewald Franziska Kegebein	8:03.64
3	Great Britain	Jessica Eddie Anna Bebington	8:08.48

Women's Double Sculls (BW2x)

Place	Team	Name	Time
1	Italy	Laura Schiavone Elisabetta Sancassani	7:34.27
2	Australia	Tara Kelly Anna McRae	7:36.89
3	United States	Brett Sickler Deborah Dryer	7:40.46

Women's Four (BW4-)

Place	Team	Name	Time
1	United States	Stesha Carle Catherine Starr Megan Kalmoe Erin Cafaro	7:24.29
2	France	Clémence Willaume Fanny Fornalik Stéphanie Dechand Coralie Dufour	7:26.20
3	Belarus	Natallia Hryhalchyk Zinaida Kliuchynskaya Volha Zhylskayar Katsiaryna Zhuk	7:27.19

Women's Lightweight Double Sculls (BLW2x)

Place	Team	Name	Time
1	Germany	Maxi Grützmacher Mathilde Pauls	7:46.75
2	Italy	Erika Mai Laura Milani	7:53.16
3	Australia	Alice McNamara Jessica Huston	7:55.67

Women's Quadruple Sculls (BW4x)

Place	Team	Name	Time
1	Romania	Adriana Oancea Roxana Cogianu Eniko Barabas Ionelia Neacsu	6:53.44
2	Germany	Michelle Fischer Melanie Hansen Anna Oligmüller Ann-Katrin Thiele	6:56.14
3	New Zealand	Bess Halley Rebecca Scown Darnelle Timbs Clementine Marshall	6:57.65

Women's Lightweight Single Sculls (BLW1x)

Place	Team	Name	Time
1	Great Britain	Hester Goodsell	8:45.61
2	Netherlands	Eeke Thomee	8:50.82
3	Germany	Stephanie Wagner	8:51.65

7. European Championships

7.1. European Championships 2007 results (Top 3 crews)

2007 - Poznan, POL

Men's Single Sculls (M1x)

Place	Team	Name	Time
1	Austria	Ralph Kreibich	7:08.35
2	Lithuania	Mindaugas Griskonis	7:09.68
3	Bulgaria	Aleksandar Aleksandrov	7:10.94

Men's Pair (M2-)

Place	Team	Name	Time
1	Serbia	Goran Jagar Nikola Stojic	6:44.30
2	Poland	Piotr Hojka Jaroslaw Godek	6:46.35
3	Italy	Giuseppe De Vita Andrea Palmisano	6:46.66

Men's Double Sculls (M2x)

Place	Team	Name	Time
1	Greece	Ioannis Tsamis Ioannis Christou	6:28.78
2	Croatia	Mario Vekic Hrvoje Jurina	6:30.25
3	Germany	Erick Knittel Tim Bartels	6:30.70

Men's Four (M4-)

Place	Team	Name	Time
1	Czech Republic	Michal Horváth Jan Gruber Milan Bruncvik Jr Karel Neffe	6:10.38
2	Germany	Fokke Beckmann Richard Schmidt Sebastian Schmidt Kristof Wilke	6:12.48
3	Greece	Giorgios Tsiompanidis Ioannis Tsilis Georgios Tziallas Pavlos Gavrilidis	6:13.50

Men's Lightweight Double Sculls (LM2x)

Place	Team	Name	Time
1	Hungary	Zsolt Hirling Tamas Varga	6:36.99
2	Greece	Dimitrios Mougios Vasileios Polymeros	6:39.26
3	Czech Republic	Jan Vetesnik Ondrej Vetesnik	6:45.75

Men's Lightweight Four (LM4-)

Place	Team	Name	Time
1	Italy	Jiri Vlcek Catello Amarante Salvatore Amitrano Bruno Mascarenhas	6:17.84
2	Serbia	Veljko Urosevic Nenad Babovic Goran Nedeljkovic Milos Tomic	6:20.49
3	Russia	Ilia Ashchin Aleksandr Savkin Aleksandr Ziouzine Sergei Bukreyev	6:23.01

Men's Quadruple Sculls (M4x)

Place	Team	Name	Time
1	Russia	Nikita Morgachev Aleksi Svirin Aleksandr Kornilov Nikael Bikua-Mfantse	5:56.06
2	Italy	Luca Ghezzi Federico Gattinoni Simone Venier Simone Raineri	5:58.38
3	Belarus	Valery Radzevich Dzianis Mihal Stanislau Shtcharbachenia Andrei Pliashkou	6:01.79

Men's Eight (M8+)

Place	Team	Name	Time
1	Czech Republic	Jakub Zof Jakub Friedberger Vaclav Chalupa Jr Jakub Makovicka Jan Schindler Milan Dolecek Jr Jakub Hanak Ondrej Synek	5:44.80
2	Poland	Oldrich Hejdusek Michal Stawowski Bogdan Zalewski Slawomir Kruszkowski Sebastian Kosiorek Mikolaj Burda Wojciech Gutorski Piotr Buchalski Rafal Hejmej	5:47.93
3	Belarus	Daniel Trojanowski Andrei Tatarchuk Dzianis Yakubau Aleh Maskaliou Andrei Dzemyanenko Yauheni Nosau Aliaksandr Dzernavy Vadzim Lialin Aliaksandr Kazubovski Piotr Piatrynich	5:48.83

Women's Single Sculls (W1x)

Place	Team	Name	Time
1	Bulgaria	Rumyana Neikova	7:36.23
2	Czech Republic	Mirka Knapkova	7:39.46
3	Sweden	Frida Svensson	7:49.29

Women's Pair (W2-)

Place	Team	Name	Time
1	Germany	Lenka Wech Maren Derlien	7:18.00
2	Russia	Vera Potchitaeva Alevtina Podvyazkina	7:30.90
3	Romania	Adelina Cojocariu Nicoleta Albu	7:34.60

Women's Double Sculls (W2x)

Place	Team	Name	Time
1	Czech Republic	Gabriela Vareková Jitka Antošová	7:12.99
2	Finland	Sanna Sten Minna Nieminen	7:14.68
3	Belarus	Hanna Nakhayeva Volha Berazniova	7:17.58

Women's Lightweight Double Sculls (LW2x)

Place	Team	Name	Time
1	Greece	Chrysa Biskitzi Alexandra Tsiavou	7:21.03
2	Poland	Magdalena Kemnitz Ilona Mokronowska	7:23.51
3	Italy	Erika Bello Laura Milani	7:26.57

Women's Quadruple Sculls (W4x)

Place	Team	Name	Time
1	Ukraine	Svitlana Spirukhova Natalya Huba Olena Olefirenko Tatjana Kolesnikova	6:42.34
2	Romania	Ionelia Neacsu Eniko Barabas Camelia Lupascu Roxana Cogianu	6:47.50
3	Germany	Sophie Dunsing Julia Richter Judith Aldinger Lena Möbus	6:47.64

Women's Eight (W8+)

Place	Team	Name	Time
1	Romania	Rodica Serban Viorica Susanu Simona Strimbeschi Ana-Maria Apachitei Aurica Barascu Ioana Papuc Georgeta Andrunache Doina Ignat	6:23.24
2	Germany	Elena Georgescu Josephine Wartenberg Marlene Sinnig Sonja Ziegler Katrin Reinert Kerstin Naumann Nadine Schmutzler Nina Wengert Silke Günther Annina Ruppel	6:27.87
3	Great Britain	Jo Cook Lindsey Maguire Alice Freeman Rebecca Rowe Vicki Etiebet Lauren Fisher Anna McNuff Vicky Myers Rebecca Dowbiggin	6:32.58

8. Rowing World Cup

8.1. Historical Results

8.1.1. Rowing World Cup results 2001-2007 - World Cup Events (Top3 crews)

Men

Men's Single Sculls (M1x)

Year	Location	1st	T	2nd	T	3rd	T
2007	Lucerne (SUI)	New Zealand 1 (NZL) Mahe Drysdale	6:45.65	Great Britain (GBR) Alan Campbell	6:45.94	Czech Republic (CZE) Ondrej Synek	6:47.28
2007	Amsterdam (NED)	Czech Republic (CZE) Ondrej Synek	6:40.60	Norway (NOR) Olaf Tufte	6:41.64	Germany 1 (GER) Marcel Hacker	6:43.97
2007	Linz (AUT)	Czech Republic (CZE) Ondrej Synek	6:47.96	Great Britain 1 (GBR) Alan Campbell	6:48.36	Germany 1 (GER) Marcel Hacker	6:50.80
2006	Lucerne (SUI)	Norway (NOR) Olaf Tufte	6:47.65	New Zealand 1 (NZL) Mahe Drysdale	6:47.80	Czech Republic (CZE) Ondrej Synek	6:52.29
2006	Poznan (POL)	New Zealand (NZL) Mahe Drysdale	6:39.12	Great Britain 1 (GBR) Alan Campbell	6:41.82	Germany (GER) Marcel Hacker	6:44.70
2006	Munich (GER)	Great Britain (GBR) Alan Campbell	6:54.05	Germany (GER) Marcel Hacker	6:55.16	Sweden (SWE) Lassi Karonen	6:57.00
2005	Lucerne (SUI)	Czech Republic (CZE) Ondrej Synek	6:46.59	New Zealand (NZL) Mahe Drysdale	6:47.19	Norway (NOR) Olaf Tufte	6:47.68
2005	Munich (GER)	Germany (GER) Marcel Hacker	7:17.70	New Zealand (NZL) Mahe Drysdale	7:18.83	Czech Republic 1 (CZE) Ondrej Synek	7:22.37
2005	Eton (GBR)	Czech Republic (CZE) Ondrej Synek	7:06.92	Germany 1 (GER) Marcel Hacker	7:11.67	Slovenia (SLO) Iztok Cop	7:15.73
2004	Lucerne (SUI)	Norway 1 (NOR) Olaf Tufte	7:01.70	Germany 1 (GER) Marcel Hacker	7:02.51	Czech Republic (CZE) Vaclav Chalupa Jr	7:02.74
2004	Munich (GER)	Czech Republic (CZE) Vaclav Chalupa Jr	7:25.20	Norway (NOR) Olaf Tufte	7:28.79	Belgium (BEL) Tim Maeyens	7:29.35
2004	Poznan (POL)	Estonia 1 (EST) Jueri Jaanson	6:53.27	Germany 1 (GER) Marcel Hacker	6:54.97	Slovenia 1 (SLO) Iztok Cop	6:55.46
2003	Lucerne (SUI)	Germany 1 (GER) Marcel Hacker	6:48.46	Slovenia (SLO) Iztok Cop	6:49.95	Czech Republic (CZE) Vaclav Chalupa Jr	6:51.46
2003	Munich (GER)	Germany (GER) Marcel Hacker	7:04.24	Slovenia (SLO) Iztok Cop	7:06.82	Bulgaria 1 (BUL) Ivo Yanakiev	7:09.78
2003	Milan (ITA)	Germany (GER) Marcel Hacker	6:39.97	Slovenia 1 (SLO) Iztok Cop	6:41.38	Slovenia 2 (SLO) Luka Spik	6:44.75
2002	Munich (GER)	Germany (GER) Marcel Hacker	6:46.66	Norway (NOR) Olaf Tufte	6:48.27	Slovenia (SLO) Iztok Cop	6:50.45
2002	Lucerne (SUI)	Germany 1 (GER) Marcel Hacker	6:51.78	Norway (NOR) Olaf Tufte	6:53.42	Slovenia 1 (SLO) Iztok Cop	6:55.32
2002	Hazewinkel (BEL)	Germany (GER) Marcel Hacker	6:48.11	Norway 1 (NOR) Olaf Tufte	6:51.53	Czech Republic (CZE) Vaclav Chalupa Jr	6:51.61
2001	Munich (GER)	Slovenia (SLO) Iztok Cop	7:34.53	Czech Republic (CZE) Vaclav Chalupa Jr	7:35.77	Norway (NOR) Olaf Tufte	7:40.22
2001	Vienna (AUT)	Germany (GER) Marcel Hacker	8:28.57	Czech Republic (CZE) Vaclav Chalupa Jr	8:30.75	Norway (NOR) Olaf Tufte	8:45.20
2001	Seville (ESP)	Slovenia 1 (SLO) Iztok Cop	7:10.92	Bulgaria (BUL) Ivo Yanakiev	7:13.16	Norway (NOR) Olaf Tufte	7:15.45
2001	Princeton, NJ (USA)	Norway 2 (NOR) Olaf Tufte	7:05.43	Switzerland (SUI) Xeno Müller	7:08.08	Great Britain (GBR) Matthew Wells	7:12.24

Men's Pair (M2-)

Year	Location	1st	T	2nd	T	3rd	T
2007	Lucerne (SUI)	Australia 1 (AUS) Drew Ginn Duncan Free	6:27.31	New Zealand (NZL) Nathan Twaddle George Bridgewater	6:29.14	France (FRA) Erwan Peron Laurent Cadot	6:32.75
2007	Amsterdam (NED)	New Zealand (NZL) Nathan Twaddle George Bridgewater	6:23.67	Croatia (CRO) Sinisa Skelin Niksa Skelin	6:24.16	France (FRA) Erwan Peron Laurent Cadot	6:24.32
2007	Linz (AUT)	Great Britain (GBR) Colin Smith Matt Langridge	6:29.77	Croatia (CRO) Sinisa Skelin Niksa Skelin	6:31.06	Germany 1 (GER) Andreas Penkner Jochen Urban	6:32.24
2006	Lucerne (SUI)	New Zealand (NZL) Nathan Twaddle George Bridgewater	6:24.36	Great Britain (GBR) Colin Smith Tom James	6:26.05	Germany 1 (GER) Jochen Urban Andreas Penkner	6:35.93
2006	Poznan (POL)	Australia 1 (AUS) Drew Ginn Duncan Free	6:22.15	Serbia and Montenegro (SCG) Goran Jagar Nikola Stojic	16:24.15	Germany 1 (GER) Jochen Urban Andreas Penkner	6:25.02
2006	Munich (GER)	Serbia and Montenegro (SCG) Goran Jagar Nikola Stojic	6:37.43	Canada (CAN) Malcolm Howard Kevin Light	6:38.98	South Africa (RSA) Ramon Di Clemente Donovan Cech	6:40.65

2005	Lucerne (SUI)	New Zealand (NZL) Nathan Twaddle	6:28.74	Croatia (CRO) Sinisa Skelin	6:31.48	Italy (ITA) Luca Agamennoni	6:34.94
2005	Munich (GER)	George Bridgewater New Zealand (NZL) Nathan Twaddle	6:59.82	Croatia (CRO) Sinisa Skelin	7:05.59	Italy (ITA) Luca Agamennoni	7:08.14
2005	Eton (GBR)	George Bridgewater Croatia (CRO) Niksa Skelin	6:48.09	Canada 2 (CAN) Ben Rutledge	6:53.55	Dario Lari Canada 1 (CAN)	6:53.82
2004	Lucerne (SUI)	Sinisa Skelin Italy 1 (ITA) Giuseppe De Vita	6:36.64	Kyle Hamilton Croatia (CRO) Sinisa Skelin	6:37.28	David Calder Canada (CAN)	6:37.31
2004	Munich (GER)	Dario Lari Italy (ITA) Giuseppe De Vita	6:58.46	Ramon Di Clemente Donovan Cech Serbia and Montenegro	6:59.39	David Calder Canada (CAN)	7:00.29
2004	Poznan (POL)	Dario Lari Croatia (CRO)	6:30.60	(SCG) Nikola Stojic	6:32.38	Kyle Hamilton Germany 1 (GER)	6:35.65
2003	Lucerne (SUI)	Mladen Stegic Italy (ITA) Giuseppe De Vita	6:23.96	South Africa (RSA) Ramon Di Clemente	6:27.27	Jan Herzog New Zealand (NZL)	6:29.38
2003	Munich (GER)	Dario Lari Great Britain (GBR)	6:39.61	Donovan Cech Czech Republic (CZE)	6:44.43	Nathan Twaddle Rob Hellstrom	6:46.06
2003	Milan (ITA)	James Cracknell Matthew Pinsent Croatia 1 (CRO)	6:20.73	Adam Michalek Petr Imre Italy (ITA)	6:24.30	Germany 1 (GER) Ike Landvoigt	6:24.41
2002	Munich (GER)	Jan Herzog Croatia (CRO) Niksa Skelin	6:30.57	Giuseppe De Vita Dario Lari Czech Republic (CZE)	6:31.68	Jan Herzog Great Britain (GBR)	6:24.41
2002	Lucerne (SUI)	James Cracknell Matthew Pinsent Croatia 1 (CRO)	6:20.73	Adam Michalek Petr Imre Great Britain (GBR)	6:33.36	James Cracknell Matthew Pinsent	6:24.41
2002	Hazewinkel (BEL)	Yugoslavia (YUG) Nikola Stojic Djordje Visacki	6:35.68	Germany 1 (GER) Detlef Kirchhoff Ike Landvoigt	6:30.40	Yugoslavia (YUG) Nikola Stojic	6:35.68
2001	Munich (GER)	South Africa (RSA) Ramon Di Clemente	7:13.92	Romania (ROU) Daniel Mastacan	7:17.06	Djordje Visacki Croatia (CRO)	6:33.44
2001	Vienna (AUT)	Donovan Cech Great Britain (GBR) James Cracknell	7:36.53	Florin Corbeanu Yugoslavia (YUG) Djordje Visacki	7:41.99	Niksa Skelin Sinisa Skelin	6:30.73
2001	Seville (ESP)	Matthew Pinsent Great Britain (GBR) Matthew Pinsent	6:56.13	Germany 1 (GER) Ike Landvoigt Jan Herzog	6:57.49	South Africa (RSA) Ramon Di Clemente	6:58.34
2001	Princeton, NJ (USA)	James Cracknell Great Britain (GBR) James Cracknell	6:50.75	Canada (CAN) Jon Beare Henry Hering	6:52.39	Donovan Cech Ramon Di Clemente	7:18.65
		Matthew Pinsent				Akram Mohamed Abdal Shafy Aly Sharaf	7:46.46
						Yehia El Bakry Argentina (ARG)	7:46.46
						Damian Ordaz Walter Balunek	6:58.34
						South Africa (RSA) Donovan Cech	6:58.34
						Ramon Di Clemente Croatia (CRO)	6:54.26
						Igor Francetic Krešimir Culjak	6:54.26

Men's Double Sculls (M2x)

Year	Location	1st	T	2nd	T	3rd	T
2007	Lucerne (SUI)	Estonia (EST) Tonu Endrekson Jueri Jaanson	6:17.63	Great Britain 1 (GBR) Matthew Wells Stephen Rowbotham	6:19.13	Slovenia (SLO) Luka Spik Iztok Cop	6:19.97
2007	Amsterdam (NED)	Estonia (EST) Tonu Endrekson Jueri Jaanson	6:10.66	Great Britain 1 (GBR) Matthew Wells Stephen Rowbotham	6:11.49	Australia (AUS) Scott Brennan David Crawshaw	6:12.11
2007	Linz (AUT)	Great Britain (GBR) Matthew Wells Stephen Rowbotham	6:18.55	Germany 1 (GER) René Bertram Robert Sens	6:19.01	Estonia 2 (EST) Igor Kuzmin Allar Raja	6:19.67
2006	Lucerne (SUI)	Slovenia (SLO) Luka Spik Iztok Cop	6:19.89	Great Britain (GBR) Matthew Wells Stephen Rowbotham	6:21.62	France (FRA) Jean-Baptiste Macquet Adrien Hardy	6:22.42
2006	Poznan (POL)	France (FRA) Jean-Baptiste Macquet Adrien Hardy	6:03.25	Slovenia (SLO) Luka Spik Iztok Cop	6:04.44	Great Britain (GBR) Matthew Wells Stephen Rowbotham	6:04.57
2006	Munich (GER)	Germany 1 (GER) René Bertram Robert Sens	6:22.88	Hungary (HUN) Ákos Haller Tibor Pető	6:23.76	France 2 (FRA) Jean-Baptiste Macquet Adrien Hardy	6:23.85
2005	Lucerne (SUI)	Slovenia (SLO) Luka Spik Iztok Cop	6:14.25	Germany 1 (GER) Christian Schreiber Rene Burmeister	6:17.05	Italy 1 (ITA) Luca Ghezzi Federico Gattinoni	6:18.62
2005	Munich (GER)	Germany 1 (GER) Christian Schreiber Rene Burmeister	6:50.04	Italy (ITA) Luca Ghezzi Federico Gattinoni	6:51.33	Ukraine (UKR) Dmitri Prokopenko Volodimir Pavlovskij	6:55.31
2005	Eton (GBR)	Russia (RUS) Denis Kleshnev Nikita Morgatchev	6:35.27	Norway (NOR) Nils Torolv Simonsen Morten Adamsen	6:38.34	Romania (ROU) Florin Apetroae Daniel Frateanu	6:40.57
2004	Lucerne (SUI)	Italy (ITA) Rossano Galtarossa Alessio Sartori	6:21.17	Slovenia (SLO) Luka Spik Iztok Cop	6:23.08	Czech Republic (CZE) Milan Dolecek Jr Ondrej Synek	6:24.32
2004	Munich (GER)	Italy (ITA) Rossano Galtarossa Alessio Sartori	6:39.40	Slovenia (SLO) Luka Spik Iztok Cop	6:42.35	France (FRA) Sébastien Vieilledent Adrien Hardy	6:44.15

Rowing World Cup: Historical Results
(World Cup Events)

2004	Poznan (POL)	Germany (GER) René Bertram Christian Schreiber	6:15.55	Estonia (EST) Leonid Gulov Tonu Endrekson	6:16.43	Great Britain (GBR) Matthew Wells Matt Langridge	6:17.92
2003	Lucerne (SUI)	Czech Republic (CZE) Milan Dolecek Jr Ondrej Synek	6:13.79	Australia (AUS) David Crawshaw Peter Hardcastle	6:13.80	France (FRA) Sébastien Vieilledent Adrien Hardy	6:14.32
2003	Munich (GER)	Czech Republic (CZE) Milan Dolecek Jr Ondrej Synek	6:31.11	Great Britain (GBR) Matthew Wells Ian Lawson	6:31.90	Slovenia (SLO) Matej Prelog Luka Spik	6:31.98
2003	Milan (ITA)	France (FRA) Sébastien Vieilledent Adrien Hardy	6:13.09	Czech Republic (CZE) Milan Dolecek Jr Ondrej Synek	6:14.36	Ukraine (UKR) Konstantin Zaytsev Sergiy Biloushchenko	6:18.52
2002	Munich (GER)	Czech Republic (CZE) Milan Dolecek Jr Ondrej Synek	6:15.74	Hungary (HUN) Ákos Haller Tibor Pető	6:15.79	Australia (AUS) Craig Jones Peter Hardcastle	6:18.16
2002	Lucerne (SUI)	Hungary (HUN) Ákos Haller Tibor Pető	6:22.55	Czech Republic (CZE) Milan Dolecek Jr Ondrej Synek	6:24.42	Germany 1 (GER) André Willms Andreas Hajek	6:27.62
2002	Hazewinkel (BEL)	Hungary (HUN) Tibor Pető Ákos Haller	6:18.03	Czech Republic (CZE) Ondrej Synek Milan Dolecek Jr	6:20.29	Germany (GER) Stefan Roehnert Thorsten Schmidt	6:20.70
2001	Munich (GER)	Hungary (HUN) Ákos Haller Tibor Pető	6:43.08	France (FRA) Adrien Hardy Sébastien Vieilledent	6:46.45	Germany 2 (GER) Stephan Volkert Stefan Roehnert	6:48.24
2001	Vienna (AUT)	Hungary (HUN) Ákos Haller Tibor Pető	7:30.92	Switzerland (SUI) André Vonarburg Christian Stofer	7:32.42	Cuba (CUB) Yosbel Martinez Yoennis Hernandez	7:33.66
2001	Seville (ESP)	Hungary (HUN) Ákos Haller Tibor Pető	6:31.33	Italy (ITA) Simone Raineri Nicola Sartori	6:34.63	Cuba (CUB) Yosbel Martinez Yoennis Hernandez	6:39.44
2001	Princeton, NJ (USA)	Belgium (BEL) Bjorn Hendrickx Stijn Smulders	6:26.97	Switzerland (SUI) André Vonarburg Christian Stofer	6:27.29	Brazil 1 (BRA) Anderson Nocetti Marcellus Silva	6:30.20

Men's Four (M4-)

Year	Location	1st	T	2nd	T	3rd	T
2007	Lucerne (SUI)	Netherlands (NED) Geert Cirkel Matthijs Vellenga Jan-Willem Gabriels Gijs Vermeulen	5:51.48	Great Britain (GBR) Steve Williams Peter Reed Tom James Andrew Hodge	5:52.05	New Zealand (NZL) Carl Meyer James Dallinger Eric Murray Hamish Bond	5:52.19
2007	Amsterdam (NED)	New Zealand (NZL) Carl Meyer James Dallinger Eric Murray Hamish Bond	5:52.81	Netherlands (NED) Geert Cirkel Matthijs Vellenga Jan-Willem Gabriels Gijs Vermeulen	5:53.17	Czech Republic (CZE) Michal Horváth Jan Gruber Milan Brunčvik Jr Karel Neffe	5:54.00
2007	Linz (AUT)	Great Britain 1 (GBR) Steve Williams Peter Reed Alex Partridge Andrew Hodge	5:56.44	Netherlands (NED) Geert Cirkel Matthijs Vellenga Jan-Willem Gabriels Gijs Vermeulen	5:58.30	France (FRA) Julien Despres Benjamin Rondeau Germain Chardin Dorian Mortelette	5:58.85
2006	Lucerne (SUI)	Great Britain 1 (GBR) Alex Partridge Steve Williams Peter Reed Andrew Hodge	5:58.70	Netherlands (NED) Geert Cirkel Jan-Willem Gabriels Matthijs Vellenga Gijs Vermeulen	6:00.19	Germany 1 (GER) Gregor Hauffe Toni Seifert Urs Käufer Philipp Adamski	6:01.88
2006	Poznan (POL)	Great Britain (GBR) Alex Partridge Steve Williams Peter Reed Andrew Hodge	5:44.92	Slovenia (SLO) Rok Kolander Tomaz Pirih Miha Pirih Matej Prelog	5:47.81	New Zealand (NZL) Hamish Bond Carl Meyer Selwyn Cleland Eric Murray	5:51.07
2006	Munich (GER)	Great Britain (GBR) Steve Williams Peter Reed Alex Partridge Andrew Hodge	6:00.25	Germany 2 (GER) Urs Käufer Gregor Hauffe Toni Seifert Philipp Adamski	6:00.71	Netherlands (NED) Geert Cirkel Jan-Willem Gabriels Matthijs Vellenga Gijs Vermeulen	6:00.74
2005	Lucerne (SUI)	Great Britain (GBR) Steve Williams Peter Reed Alex Partridge Andrew Hodge	5:53.87	Netherlands (NED) Geert Cirkel Jan-Willem Gabriels Matthijs Vellenga Gijs Vermeulen	5:54.68	Denmark (DEN) Carl Christiansen Thomas Larsen Gunnar Levring Morten Ølgaard Nielsen	5:57.47
2005	Munich (GER)	Great Britain (GBR) Steve Williams Peter Reed Alex Partridge Andrew Hodge	6:20.97	Italy 1 (ITA) Mauro Mulazzani Valerio Massimo Aldo Tramontano Giuseppe De Vita	6:26.34	Ireland (IRL) Cormac Folan Sean Jacob Sean Casey Alan Martin	6:30.11
2005	Eton (GBR)	Great Britain (GBR) Steve Williams Peter Reed Alex Partridge Andrew Hodge	5:59.90	Denmark (DEN) Thomas Larsen Carl Christiansen Gunnar Levring Morten Ølgaard Nielsen	6:03.03	Czech Republic (CZE) Jakub Makovicka Jan Schindler Petr Vitasek Karel Neffe	6:04.37
2004	Lucerne (SUI)	United States (USA) Jason Read Dan Beery Beau Hoopman Bryan Volpenhein	6:02.21	Canada (CAN) Cameron Baerg Tom Herschmiller Jake Wetzel Barney Williams	6:04.17	Great Britain (GBR) James Cracknell Steve Williams Alex Partridge Matthew Pinsent	6:05.01

2004	Munich (GER)	Canada (CAN) Cameron Baerg Tom Herschmiller Jake Wetzel Barney Williams	6:21.24	Germany 1 (GER) Sebastian Thormann Paul Dienstbach Philipp Stüer Bernd Heidicker	6:21.91	Slovenia (SLO) Janez Klemencic Tomaz Pirih Gregor Sracnjek Miha Pirih	6:23.87
2004	Poznan (POL)	Great Britain (GBR) Edward Coode Steve Williams Alex Partridge Matthew Pinsent	5:55.96	Germany (GER) Philipp Stüer Paul Dienstbach Sebastian Thormann Bernd Heidicker	5:57.94	Slovenia (SLO) Janez Klemencic Tomaz Pirih Gregor Sracnjek Miha Pirih	5:58.33
2003	Lucerne (SUI)	Canada (CAN) Cameron Baerg Tom Herschmiller Jake Wetzel Barney Williams	5:47.42	Italy (ITA) Niccolò Mornati Raffaello Leonardo Lorenzo Carboncini Carlo Mornati	5:48.40	Germany (GER) Sebastian Thormann Paul Dienstbach Philipp Stüer Bernd Heidicker	5:49.27
2003	Munich (GER)	Germany 1 (GER) Sebastian Thormann Paul Dienstbach Philipp Stüer Bernd Heidicker	6:09.45	Great Britain 1 (GBR) Steve Williams Josh West Toby Garbett Rick Dunn	6:09.61	Poland 1 (POL) Jaroslaw Godek Mariusz Daniszewski Artur Rozalski Rafal Smolinski	6:13.71
2003	Milan (ITA)	Germany (GER) Sebastian Thormann Paul Dienstbach Philipp Stüer Bernd Heidicker	5:49.07	Italy 1 (ITA) Niccolò Mornati Raffaello Leonardo Lorenzo Carboncini Carlo Mornati	5:51.28	Great Britain (GBR) Toby Garbett Steve Williams Josh West Rick Dunn	5:51.35
2002	Munich (GER)	Germany 1 (GER) Sebastian Thormann Paul Dienstbach Philipp Stüer Bernd Heidicker	5:52.43	Great Britain 1 (GBR) Josh West Steve Williams Toby Garbett Rick Dunn	5:53.81	Slovenia (SLO) Janez Klemencic Milan Jansa Rok Kolander Matej Prelog	5:56.79
2002	Lucerne (SUI)	Germany (GER) Sebastian Thormann Paul Dienstbach Philipp Stüer Bernd Heidicker	5:59.46	Italy (ITA) Niccolò Mornati Raffaello Leonardo Lorenzo Carboncini Carlo Mornati	6:02.41	Slovenia 1 (SLO) Janez Klemencic Milan Jansa Rok Kolander Matej Prelog	6:03.88
2002	Hazewinkel (BEL)	Great Britain 1 (GBR) Steve Williams Toby Garbett Rick Dunn Josh West	5:55.58	Italy (ITA) Raffaello Leonardo Carlo Mornati Niccolò Mornati Lorenzo Carboncini	5:55.83	Germany (GER) Paul Dienstbach Philipp Stüer Sebastian Thormann Bernd Heidicker	5:57.60
2001	Munich (GER)	Great Britain (GBR) Toby Garbett Steve Williams Edward Coode Rick Dunn	6:21.91	Germany (GER) Sebastian Thormann Paul Dienstbach Philipp Stüer Bernd Heidicker	6:25.41	Slovenia (SLO) Janez Klemencic Milan Jansa Rok Kolander Matej Prelog	6:28.37
2001	Seville (ESP)	Slovenia (SLO) Janez Klemencic Milan Jansa Rok Kolander Matej Prelog	6:06.76	Great Britain 1 (GBR) Toby Garbett Philip Simmons Edward Coode Steve Williams	6:07.22	Germany (GER) Sebastian Thormann Paul Dienstbach Philipp Stüer Bernd Heidicker	6:07.49
2001	Princeton, NJ (USA)	Canada (CAN) Matt Swick Andrew Hoskins Larry Varga Kevin Light	6:05.57	United States (USA) Dixon Gillis Thomas Auth Ryan Torgerson Ian Coveny	6:08.77		

Men's Lightweight Double Sculls (LM2x)

Year	Location	1st	T	2nd	T	3rd	T
2007	Lucerne (SUI)	Denmark (DEN) Mads Rasmussen Rasmus Quist	6:20.19	Hungary (HUN) Zsolt Hirling Tamas Varga	6:22.79	Great Britain (GBR) Zac Purchase Mark Hunter	6:23.32
2007	Amsterdam (NED)	Denmark (DEN) Mads Rasmussen Rasmus Quist	6:20.80	Great Britain (GBR) Zac Purchase Mark Hunter	6:24.19	Poland 1 (POL) Tomasz Kucharski Robert Sycz	6:26.53
2007	Linz (AUT)	Denmark (DEN) Mads Rasmussen Rasmus Quist	6:23.12	Great Britain (GBR) Zac Purchase Mark Hunter	6:26.83	Canada (CAN) Matthew Jensen Doug Vandor	6:29.68
2006	Lucerne (SUI)	Italy (ITA) Marcello Miani Elia Luini	6:23.91	Denmark (DEN) Mads Rasmussen Rasmus Quist	6:24.67	Greece (GRE) Vasileios Polymeros Dimitrios Mougios	6:28.37
2006	Poznan (POL)	Denmark (DEN) Mads Rasmussen Rasmus Quist	6:13.52	Italy (ITA) Marcello Miani Elia Luini	6:17.04	Great Britain (GBR) James Lindsay-Fynn Mark Hunter	6:19.92
2006	Munich (GER)	Italy (ITA) Marcello Miani Elia Luini	6:20.60	Germany 1 (GER) Jörg Lehnigk Manuel Brehmer	6:25.04	Japan (JPN) Takahiro Suda Daisaku Takeda	6:26.76
2005	Lucerne (SUI)	Hungary (HUN) Zsolt Hirling Tamas Varga	6:16.98	Denmark (DEN) Mads Rasmussen Rasmus Quist	6:17.36	Canada 1 (CAN) Matthew Jensen Daniel Parsons	6:18.85
2005	Munich (GER)	Italy 2 (ITA) Stefano Basalini Leonardo Pettinari	6:54.15	Germany (GER) Jörg Lehnigk Manuel Brehmer	6:56.23	Italy 1 (ITA) Elia Luini Bruno Mascarenhas	6:58.33
2005	Eton (GBR)	Hungary (HUN) Zsolt Hirling Tamas Varga	6:35.15	Japan (JPN) Takahiro Suda Daisaku Takeda	6:37.67	France (FRA) Arnaud Pornin Frédéric Dufour	6:39.80

2004	Lucerne (SUI)	Italy (ITA) Elia Luini Leonardo Pettinari	6:29.69	France (FRA) Pascal Tournon Frédéric Dufour	6:29.73	Hungary (HUN) Zsolt Hirling Tamas Varga	6:30.03
2004	Munich (GER)	Italy (ITA) Elia Luini Leonardo Pettinari	6:51.11	Germany (GER) Manuel Brehmer Ingo Euler	6:52.72	France (FRA) Pascal Tournon Frédéric Dufour	6:54.13
2004	Poznan (POL)	Denmark (DEN) Mads Rasmussen Rasmus Quist	6:18.57	France (FRA) Pascal Tournon Frédéric Dufour	6:19.74	Germany (GER) Manuel Brehmer Ingo Euler	6:19.86
2003	Lucerne (SUI)	Italy (ITA) Elia Luini Leonardo Pettinari	6:12.27	Japan (JPN) Kaszushiga Ura Daisaku Takeda	6:16.96	United States (USA) Steve Tucker Greg Ruckman	6:17.80
2003	Munich (GER)	United States (USA) Steve Tucker Greg Ruckman	6:33.79	Hungary 1 (HUN) Zsolt Hirling Tamas Varga	6:35.59	Denmark (DEN) Mads Rasmussen Rasmus Quist	6:36.73
2003	Milan (ITA)	Italy (ITA) Elia Luini Leonardo Pettinari	6:13.82	Hungary (HUN) Zsolt Hirling Tamas Varga	6:17.37	Denmark (DEN) Mads Rasmussen Rasmus Quist	6:17.68
2002	Munich (GER)	Germany (GER) Peter Ording Manuel Brehmer	6:19.30	Australia (AUS) Dan Stewart Haimish Karrasch	6:21.15	Denmark (DEN) Mads Rasmussen Rasmus Quist	6:21.85
2002	Lucerne (SUI)	Italy (ITA) Elia Luini Leonardo Pettinari	6:20.95	Germany (GER) Peter Ording Manuel Brehmer	6:22.53	Russia (RUS) Andrei Shevel Denis Moiseyev	6:25.61
2002	Hazewinkel (BEL)	Italy (ITA) Elia Luini Leonardo Pettinari	6:20.23	Germany (GER) Peter Ording Manuel Brehmer	6:22.28	Denmark (DEN) Mads Rasmussen Rasmus Quist	6:24.82
2001	Munich (GER)	Germany (GER) Ingo Euler Manuel Brehmer	6:40.52	France (FRA) Fabrice Moreau Thibaud Chapelle	6:45.54	Great Britain (GBR) Tom Middleton Tim Male	6:47.12
2001	Vienna (AUT)	Switzerland (SUI) Nicolas Lätt Markus Gier	7:32.32	Great Britain (GBR) Tim Male Tom Middleton	7:35.64	Czech Republic (CZE) Petr Klicpera Vaclav Malecek	7:35.65
2001	Seville (ESP)	Germany (GER) Ingo Euler Manuel Brehmer	6:26.75	Italy (ITA) Elia Luini Leonardo Pettinari	6:28.46	France (FRA) Fabrice Moreau Thibaud Chapelle	6:32.97
2001	Princeton, NJ (USA)	Switzerland (SUI) Nicolas Lätt Markus Gier	6:27.06	United States (USA) Erik Miller Conal Groom	6:30.81	Spain (ESP) Rubén Alvarez Juan Zunzunegui	6:39.95

Men's Lightweight Four (LM4-)

Year	Location	1st	T	2nd	T	3rd	T
2007	Lucerne (SUI)	Great Britain (GBR) Richard Chambers James Lindsay-Fynn Paul Mattick James Clarke	5:58.07	France (FRA) Franck Solforosi Jérémy Pouge Jean-Christophe Bette Fabien Tilliet	5:59.02	Netherlands 1 (NED) Gerard van der Linden Ivo Snijders Roeland Lievens Paul Drewes	5:59.04
2007	Amsterdam (NED)	China (CHN) Huang Zhongming Wu Chongkui Zhang Lin Tian Jun	5:58.69	Great Britain (GBR) Richard Chambers James Lindsay-Fynn Paul Mattick James Clarke	5:59.31	Netherlands 2 (NED) Alwin Snijders Arnoud Greidanus Roeland Lievens Paul Drewes	6:01.02
2007	Linz (AUT)	China (CHN) Huang Zhongming Wu Chongkui Zhang Lin Tian Jun	6:03.13	Italy 1 (ITA) Jiri Vlcek Catello Amarante Salvatore Amitrano Bruno Mascarenhas	6:03.71	Great Britain (GBR) Richard Chambers James Lindsay-Fynn Paul Mattick James Clarke	6:04.74
2006	Lucerne (SUI)	Ireland (IRL) Gearoid Towey Eugene Coackley Richard Archibald Paul Griffin	6:07.59	France (FRA) Franck Solforosi Jérémy Pouge Jean-Christophe Bette Fabien Tilliet	6:08.76	Germany (GER) Bastian Seibt Axel Schuster Joel El-Qalqili Stephan Mlecko	6:08.81
2006	Poznan (POL)	Ireland (IRL) Gearoid Towey Eugene Coackley Richard Archibald Paul Griffin	5:55.23	Australia (AUS) Tim O'Callaghan Michael McBryde Ben Cureton Todd Skipworth	5:56.70	Egypt (EGY) Amin Amin Ahmed Gad Hossam Azouz Abd el Razek Ibrahim	5:56.80
2006	Munich (GER)	Germany (GER) Bastian Seibt Axel Schuster Joel El-Qalqili Stephan Mlecko	6:06.88	Ireland (IRL) Gearoid Towey Eugene Coackley Richard Archibald Paul Griffin	6:07.35	Australia (AUS) Michael McBryde Todd Skipworth Ben Cureton Tom Gibson	6:09.31
2005	Lucerne (SUI)	Ireland (IRL) Tim Harnedy Eugene Coackley Richard Archibald Paul Griffin	6:01.01	Germany (GER) Bastian Seibt Stephan Mlecko Matthias Veit Axel Schuster	6:03.82	Poland 1 (POL) Pawel Randa Gabriel Pawlak Bartlomiej Pawelczak Milosz Bernatajty	6:04.87
2005	Munich (GER)	France (FRA) Jérémy Pouge Franck Solforosi Jean-Christophe Bette Fabien Tilliet	6:28.48	Germany 1 (GER) Bastian Seibt Stephan Mlecko Matthias Veit Axel Schuster	6:30.56	Ireland (IRL) Richard Archibald Eugene Coackley Tim Harnedy Paul Griffin	6:30.80

2005	Eton (GBR)	France (FRA) Jérémy Pouge Franck Solforosi Jean-Christophe Bette Fabien Tilliet	6:11.43	Spain (ESP) Carlos Lorient Jesus Gonzalez Mario Arranz Juan Manuel Florido	6:17.25	Denmark (DEN) Mogens Jessen Asbjørn Joensen Mads Andersen Hans Thor Kristensen	6:18.18
2004	Lucerne (SUI)	Italy (ITA) Lorenzo Bertini Catello Amarante Salvatore Amitrano Bruno Mascarenhas	6:01.83	Canada (CAN) Iain Brambell Jon Beare Jon Mandick Gavin Hassett	6:04.57	Australia (AUS) Glen Loftus Anthony Edwards Ben Cureton Simon Burgess	6:04.75
2004	Munich (GER)	Italy (ITA) Lorenzo Bertini Catello Amarante Salvatore Amitrano Bruno Mascarenhas	6:19.20	Ireland (IRL) Richard Archibald Eugene Coackley Niall O'Toole Paul Griffin	6:21.36	Chile (CHI) Jorge Morgenstern Javier Godoy Felipe Leal Miguel Cerda	6:22.59
2004	Poznan (POL)	Denmark (DEN) Bo Helleberg Thomas Ebert Hans Thor Kristensen Eskild Ebbesen	5:57.17	Germany 1 (GER) Martin Müller-Falcke Axel Schuster Stefan Locher Andreas Bech	5:59.10	Russia (RUS) Sergei Bukreyev Valerij Saritchev Aleksandr Savkin Aleksandr Ziouzine	6:00.39
2003	Lucerne (SUI)	Italy (ITA) Lorenzo Bertini Catello Amarante Salvatore Amitrano Bruno Mascarenhas	5:51.95	Canada (CAN) Doug Vandor Jon Beare Jon Mandick Gavin Hassett	5:51.97	Denmark (DEN) Hans Thor Kristensen Eskild Ebbesen Stephan Mølvig Thomas Ebert	5:52.23
2003	Munich (GER)	Denmark 1 (DEN) Stephan Mølvig Thomas Ebert Hans Thor Kristensen Eskild Ebbesen	6:07.95	Netherlands (NED) Gerard van der Linden Ivo Snijders Karel Dormans Joeri de Groot	6:08.31	Germany 1 (GER) Martin Müller-Falcke Axel Schuster Carsten Borchardt Andreas Bech	6:11.68
2003	Milan (ITA)	Italy (ITA) Lorenzo Bertini Catello Amarante Salvatore Amitrano Bruno Mascarenhas	5:55.15	Denmark 1 (DEN) Bo Brask Helleberg Thomas Ebert Hans Thor Kristensen Eskild Ebbesen	5:56.76	United States (USA) Matt Smith Erik Miller Paul Teti Steve Warner	5:58.25
2002	Munich (GER)	Denmark (DEN) Hans Thor Kristensen Thomas Ebert Stephan Mølvig Eskild Ebbesen	5:58.15	Australia (AUS) Simon Burgess Robert Mitchell Ben Cureton Glen Loftus	5:59.84	Austria (AUT) Sebastian Sageder Bernd Wakolbinger Wolfgang Sigl Martin Kobau	6:01.88
2002	Lucerne (SUI)	Canada (CAN) Doug Vandor Iain Brambell Jon Mandick Gavin Hassett	5:55.51	Italy (ITA) Lorenzo Bertini Catello Amarante Salvatore Amitrano Bruno Mascarenhas	5:57.42	Austria (AUT) Sebastian Sageder Bernd Wakolbinger Wolfgang Sigl Martin Kobau	5:57.48
2002	Hazewinkel (BEL)	Denmark (DEN) Hans Thor Kristensen Thomas Ebert Søren Madsen Eskild Ebbesen	5:57.17	Italy (ITA) Lorenzo Bertini Catello Amarante Salvatore Amitrano Bruno Mascarenhas	5:58.22	Austria (AUT) Sebastian Sageder Bernd Wakolbinger Wolfgang Sigl Martin Kobau	6:00.57
2001	Munich (GER)	Denmark (DEN) Thomas Ebert Hans Thor Kristensen Søren Madsen Eskild Ebbesen	6:15.06	Canada (CAN) Gavin Hassett Jon Mandick Chris Davidson Iain Brambell	6:18.33	Austria (AUT) Juliusz Madecki Bernd Wakolbinger Wolfgang Sigl Martin Kobau	6:18.34
2001	Vienna (AUT)	Denmark (DEN) Thomas Ebert Hans Thor Kristensen Søren Madsen Eskild Ebbesen	6:57.42	Austria (AUT) Juliusz Madecki Bernd Wakolbinger Wolfgang Sigl Martin Kobau	7:07.82	Greece (GRE) Ioannis Kourkourikis Panagiotis Miliotis Vasileios Polymeros Nikolaos Skiathitis	7:12.32
2001	Seville (ESP)	France 1 (FRA) Laurent Porchier Jean-Christophe Bette Yves Hocde Xavier Dorfman	6:09.21	Italy (ITA) Franco Sancassani Lorenzo Bertini Salvatore Amitrano Catello Amarante	6:10.89	Netherlands (NED) Karel Dormans Jeroen Spaans Gerard van der Linden Canada (CAN)	6:13.22
2001	Princeton, NJ (USA)	Denmark (DEN) Thomas Ebert Thomas Poulsen Søren Madsen Eskild Ebbesen	5:54.03	France (FRA) Laurent Porchier Jean-Christophe Bette Yves Hocde Xavier Dorfman	5:57.44	Gavin Hassett Jon Mandick Chris Davidson Iain Brambell	5:59.01

Men's Quadruple Sculls (M4x)

Year	Location	1st	T	2nd	T	3rd	T
2007	Lucerne (SUI)	Russia (RUS) Nikita Morgachev Alekssei Svirin Aleksandr Kornilov Nikael Bikua-Mfantse	5:47.11	France (FRA) Jean-David Bernard Cedric Berrest Jonathan Coeffic Julien Bahain	5:47.30	Czech Republic (CZE) Petr Vitasek Tomas Karas Jakub Hanak David Jirka	5:48.11
2007	Amsterdam (NED)	Poland (POL) Konrad Wasielewski Marek Kolbowicz Michal Jelinski Adam Korol	5:51.42	Czech Republic (CZE) Petr Vitasek Tomas Karas Jakub Hanak David Jirka	5:53.64	France (FRA) Jean-David Bernard Daniel Blin Jonathan Coeffic Julien Bahain	5:56.15
2007	Linz (AUT)	Poland (POL) Konrad Wasielewski Marek Kolbowicz Michal Jelinski Adam Korol	5:50.59	Italy 1 (ITA) Luca Ghezzi Federico Gattinoni Rossano Galtarossa Simone Raineri	5:51.99	Germany 2 (GER) Christian Schreiber Robert Bertram Clemens Wenzel Rene Burmeister	5:52.10
2006	Lucerne (SUI)	Czech Republic (CZE) Tomas Karas Vaclav Chalupa Jr Milan Dolecek Jr David Jirka	5:50.81	Germany (GER) Falko Nolte Marco Geisler Christian Schreiber Rene Burmeister	5:52.17	United States (USA) Samuel Stitt Jonathon Sloan DuRoss Wyatt Allen Matthew Hughes	5:53.31
2006	Poznan (POL)	Poland (POL) Konrad Wasielewski Marek Kolbowicz Michal Jelinski Adam Korol	5:37.31	France (FRA) Jonathan Coeffic Cedric Berrest Julien Bahain Jean-David Bernard	5:39.64	Czech Republic (CZE) Tomas Karas Vaclav Chalupa Jr Milan Dolecek Jr David Jirka	5:39.68
2006	Munich (GER)	Czech Republic (CZE) Tomas Karas Vaclav Chalupa Jr Milan Dolecek Jr David Jirka	5:53.56	Russia (RUS) Nikolai Spinev Alexei Morgatchev Alekssei Svirin Sergei Fedorovtsev	5:54.60	Australia (AUS) James Gatti Peter Hardcastle David Crawshay Dan Noonan	5:56.04
2005	Lucerne (SUI)	Estonia (EST) Jueri Jaanson Leonid Gulov Tonu Endrekson Andrei Jamsa	5:44.55	Czech Republic (CZE) Milan Dolecek Jr Vaclav Chalupa Jr Jakub Hanak David Jirka	5:44.69	Great Britain (GBR) Matthew Wells Stephen Rowbotham Alan Campbell Matt Langridge	5:46.95
2005	Munich (GER)	Slovenia (SLO) Matej Prelog Davor Mizerit Luka Spik Iztok Cop	6:03.42	Poland (POL) Konrad Wasielewski Marek Kolbowicz Michal Jelinski Adam Korol	6:05.69	Czech Republic (CZE) Tomas Karas Milan Dolecek Jr Jakub Hanak David Jirka	6:05.77
2005	Eton (GBR)	Estonia (EST) Jueri Jaanson Leonid Gulov Tonu Endrekson Andrei Jamsa	5:56.13	Czech Republic (CZE) Tomas Karas Milan Dolecek Jr Jakub Hanak David Jirka	5:57.65	Poland 1 (POL) Konrad Wasielewski Marek Kolbowicz Michal Jelinski Adam Korol	5:59.78
2004	Lucerne (SUI)	Australia (AUS) Scott Brennan David Crawshay Duncan Free Shaun Coulton	5:56.90	Poland (POL) Adam Bronikowski Marek Kolbowicz Slawomir Kruszkowski Adam Korol	5:59.24	Czech Republic (CZE) David Kopriva Tomas Karas Jakub Hanak David Jirka	6:00.69
2004	Munich (GER)	Belarus (BLR) Valery Radzevich Stanislau Shtcharbachenia Pavel Shurmei	6:09.56	Estonia (EST) Oleg Vinogradov Igor Kuzmin Andrei Silin	6:10.03	Czech Republic (CZE) David Kopriva Tomas Karas Jakub Hanak David Jirka	6:12.97
2004	Poznan (POL)	Germany (GER) André Willms Stephan Volkert Marco Geisler Robert Sens	5:47.31	Belarus (BLR) Valery Radzevich Stanislau Shtcharbachenia Pavel Shurmei	5:48.90	Russia (RUS) Nikolai Spinev Igor Kravtsov Alekssei Svirin	5:49.12
2003	Lucerne (SUI)	Germany (GER) André Willms Stephan Volkert Marco Geisler Robert Sens	5:42.46	Netherlands (NED) Gerritjan Eggenkamp Geert Cirkel Diederik Simon Michiel Bartman	5:44.60	Russia (RUS) Sergei Fedorovtsev Alekssei Svirin Nikolai Spinev Igor Kravtsov	5:44.96
2003	Munich (GER)	Poland (POL) Adam Bronikowski Marek Kolbowicz Slawomir Kruszkowski Adam Korol	5:58.05	Czech Republic (CZE) David Kopriva Petr Vitasek Jakub Hanak David Jirka	5:59.16	Germany (GER) André Willms Stephan Volkert Marco Geisler Robert Sens	6:00.75
2003	Milan (ITA)	Poland (POL) Adam Bronikowski Marek Kolbowicz Slawomir Kruszkowski Adam Korol	5:39.50	Italy 1 (ITA) Agostino Abbagnale Simone Raineri Rossano Galtarossa Alessio Sartori	5:42.06	Netherlands (NED) Gerritjan Eggenkamp Geert Cirkel Diederik Simon Michiel Bartman	5:42.10
2002	Munich (GER)	Ukraine (UKR) Konstantin Zaytsev Sergiy Biloushchenko Oleg Likov Leonid Shaposhnikov	5:53.43	Belarus (BLR) Dzianis Yakubau Andrei Pliashkou Pavel Shurmei Aleh Salamakhin	5:54.12	Germany (GER) René Bertram Stephan Volkert Marco Geisler Robert Sens	5:54.41

2002	Lucerne (SUI)	Italy (ITA) Agostino Abbagnale Marco Ragazzi Rossano Galtarossa Simone Raineri	5:44.89			Poland (POL) Adam Bronikowski Adam Korol Slawomir Kruszkowski Marek Kolbowicz	5:46.95
		Ukraine (UKR) Konstantin Zaytsev Sergiy Biloushchenko Oleg Likov Leonid Shaposhnikov	5:44.89				
2002	Hazewinkel (BEL)	Ukraine (UKR) Konstantin Zaytsev Sergiy Biloushchenko Oleg Likov Leonid Shaposhnikov	5:47.29	Poland (POL) Adam Bronikowski Adam Korol Slawomir Kruszkowski Marek Kolbowicz	5:47.70	Italy (ITA) Agostino Abbagnale Marco Ragazzi Luca Agamennoni Simone Raineri	5:49.28
2001	Munich (GER)	Ukraine (UKR) Konstantin Zaytsev Gennadii Zakharchenko Oleg Likov Leonid Shaposhnikov	6:09.84	Denmark (DEN) Claus Kjærulff-Jørgensen Peter Sylvest Thomas Larsen Bo Kaliszan	6:11.74	Netherlands (NED) Geert Cirkel Dirk Lippits Diederik Simon Michiel Bartman	6:12.29
2001	Vienna (AUT)	Poland (POL) Adam Korol Adam Bronikowski Slawomir Kruszkowski Marek Kolbowicz	6:49.27	Ukraine (UKR) Konstantin Zaytsev Gennadii Zakharchenko Oleg Likov Leonid Shaposhnikov	6:50.26	Belarus (BLR) Mikhail Reziankou Andrei Pliashkou Aleh Salamakhin Valery Radzevich	6:53.48
2001	Seville (ESP)	Netherlands (NED) Geert Cirkel Dirk Lippits Diederik Simon Michiel Bartman	6:02.47	Germany (GER) Christian Schreiber André Willms Marco Geisler Andreas Hajek	6:03.71	Poland (POL) Adam Korol Adam Bronikowski Slawomir Kruszkowski Marek Kolbowicz	6:04.01
2001	Princeton, NJ (USA)	United States 1 (USA) James Koven Chris Duffy Steve Gillespie Grant Nichols	6:10.89	United States 3 (USA) Douglas Sanders Sean Gorman Brett Wilkinson Todd Beyreuther	6:13.33	Brazil (BRA) Alexandre Soares Anderson Nocetti Marcellus Silva Giovanni Della Valentina	6:15.68

Men's Eight (M8+)

Year	Location	1st	T	2nd	T	3rd	T
2007	Lucerne (SUI)	Canada 1 (CAN) Kevin Light Ben Rutledge James Byrnes Jake Wetzel Malcolm Howard Dominic Seiterle Adam Kreek Kyle Hamilton Brian Price	5:30.59	Germany (GER) Jörg Diessner Florian Eichner Ulf Siemes Jan Tebrügge Sebastian Schulte Thorsten Engelmann Philipp Stüer Bernd Heidicker Peter Thiede	5:32.73	Russia (RUS) Aleksandr Litvintchev Ivan Podshivalov Aleksandr Kulesh Edgar Ivans Evgueni Luzianine Dmitri Rozinkevich Vladimir Volodenkov Denis Markelov Pavel Safonkin	5:33.94
2007	Amsterdam (NED)	Great Britain 2 (GBR) Alex Partridge Colin Smith James Orme Marcus Bateman Peter Reed Andrew Hodge Matt Langridge Steve Williams Phelan Hill	5:34.03	China (CHN) Zhang Shunyin Zhu Yili Zheng Chuanqi Zhang Guangheng Sun Jian Zhou Yinan Zhang Yongquiang Wang Xiangdang Zhang Dechang	5:34.47	Great Britain 1 (GBR) Tom Parker Tom Stallard Thomas Lucy Hugo Lee Josh West Richard Egington Robin Bourne-Taylor Alastair Heathcote Acer Nethercott	5:35.78
2007	Linz (AUT)	Canada (CAN) Robert Weitemeyer Kevin Light Adam Kreek Dominic Seiterle Malcolm Howard Peter Dembicki James Byrnes Kyle Hamilton Stephen Cheng	5:40.98	Belarus (BLR) Vadzim Lialin Dzianis Yakubau Aleh Maskaliou Aliaksandr Dzernavy Yauheni Nosau Andrei Dzemyanenko Vitali Bely Aliaksandr Kazubovski Piotr Piatrynich	5:43.00	China (CHN) Zhang Shunyin Zhu Yili Zheng Chuanqi Zhang Guangheng Sun Jian Zhou Yinan Zhang Yongquiang Wang Xiangdang Zhang Dechang	5:43.45
2006	Lucerne (SUI)	Germany (GER) Jörg Diessner Stephan Koltzk Ulf Siemes Jan Tebrügge Sebastian Schulte Thorsten Engelmann Philipp Stüer Bernd Heidicker Peter Thiede	5:47.11	Italy (ITA) Carlo Mornati Pierpaolo Frattini Luca Agamennoni Mario Palmisano Dario Dentale Alessio Sartori Niccolò Mornati Lorenzo Carboncini Gaetano Iannuzzi	5:47.40	Poland (POL) Michal Stawowski Sebastian Kosiorek Slawomir Kruszkowski Rafal Hejmej Mikolaj Burda Wojciech Gutorski Piotr Buchalski Bogdan Zalewski Daniel Trojanowski	5:48.88

Rowing World Cup: Historical Results
(World Cup Events)

2006	Poznan (POL)	Australia (AUS) David McGowan James Marburg Matthew Ryan Samuel Conrad Tom Laurich Karsten Forsterling Cameron McKenzie- McHarg Jeremy Stevenson Marty Rabjohns	5:21.21	Belarus (BLR) Dzianis Yakubau Aliaksandr Blotski Yauheni Nosau Aliaksandr Dzernavy Aleh Maskaliou Allaksandr Kalechka Vadzim Lialin Aliaksandr Kazubovski Piotr Piatrynich	5:24.42	Romania (ROU) Vladut Luchian Marcus Despina Marius Bacaoanu Gheorghita Munteanu Raul Ghebosu Andrei Timpau Ionut Moisa Andrei Stoica Ionut Grigore	5:25.12
2006	Munich (GER)	Germany (GER) Jochen Urban Jörg Diessner Stephan Koltzk Jan-Martin Bröer Thorsten Engelmann Ulf Siemes Jan Tebrügge Andreas Penkner Peter Thiede	5:32.79	Poland (POL) Michal Stawowski Sebastian Kosiorek Slawomir Kruszkowski Rafal Hejmej Mikolaj Burda Wojciech Gutorski Piotr Buchalski Bogdan Zalewski Daniel Trojanowski	5:33.42	Australia (AUS) Stefan Szczurowski James Chapman Hardy Cubasch James Marburg Tom Laurich Karsten Forsterling Cameron McKenzie- McHarg Jeremy Stevenson Marty Rabjohns	5:35.09
2005	Lucerne (SUI)	Germany (GER) Jochen Urban Sebastian Schulte Stephan Koltzk Ulf Siemes Jan Tebrügge Jan-Martin Bröer Thorsten Engelmann Andreas Penkner Peter Thiede	5:27.32	Italy (ITA) Edoardo Verzotti Niccolò Mornati Pierpaolo Frattini Valerio Pinton Mario Palmisano Dario Dentale Raffaello Leonardo Carlo Mornati Gaetano Iannuzzi	5:27.95	Poland (POL) Michal Stawowski Lukasz Kardas Slawomir Kruszkowski Sebastian Kosiorek Mikolaj Burda Wojciech Gutorski Piotr Buchalski Bogdan Zalewski Daniel Trojanowski	5:32.96
2005	Munich (GER)	Italy (ITA) Edoardo Verzotti Niccolò Mornati Pierpaolo Frattini Valerio Pinton Mario Palmisano Dario Dentale Raffaello Leonardo Carlo Mornati Gaetano Iannuzzi	5:49.54	Russia (RUS) Andrei Okorokov Evgueni Luzianine Edgar Ivans Aleksandr Kulesh Dmitri Rozinkevich Vladimir Volodenkov Denis Markelov Aleksandr Litvintchev Alexei Mitienko	5:51.39	Germany (GER) Jochen Urban Sebastian Schulte Stephan Koltzk Ulf Siemes Jan Tebrügge Jan-Martin Bröer Thorsten Engelmann Andreas Penkner Peter Thiede	5:51.46
2005	Eton (GBR)	Germany (GER) Jochen Urban Sebastian Schulte Stephan Koltzk Ulf Siemes Jan Tebrügge Jan-Martin Bröer Thorsten Engelmann Andreas Penkner Peter Thiede	5:43.30	Italy (ITA) Lorenzo Porzio Niccolò Mornati Pierpaolo Frattini Valerio Pinton Mario Palmisano Dario Dentale Raffaello Leonardo Carlo Mornati Gaetano Iannuzzi	5:45.29	Great Britain (GBR) Tom Broadway Philip Simmons Jonathan Devlin Tom Stallard Tom Parker Richard Egington Simon Fieldhouse Henry Bailhache-Webb Acer Nethercott	5:47.24
2004	Lucerne (SUI)	Canada (CAN) Scott Frandsen Kevin Light Darren Barber Chris Jarvis Adam Kreek Andrew Hoskins Joe Stankevicius Jeff Powell Brian Price	5:35.01	Germany (GER) Sebastian Schulte Stephan Koltzk Jörg Diessner Thorsten Engelmann Jan-Martin Bröer Enrico Schnabel Ulf Siemes Michael Ruhe Peter Thiede	5:36.98	Italy (ITA) Sergio Canciani Aldo Tramontano Marco Penna Pierpaolo Frattini Valerio Pinton Niccolò Mornati Carlo Mornati Luca Ghezzi Gaetano Iannuzzi	5:37.14
2004	Munich (GER)	Canada (CAN) Joe Stankevicius Kevin Light Darren Barber Chris Jarvis Adam Kreek Andrew Hoskins Scott Frandsen Jeff Powell Brian Price	5:47.34	Germany 1 (GER) Sebastian Schulte Stephan Koltzk Jörg Diessner Thorsten Engelmann Jan-Martin Bröer Enrico Schnabel Ulf Siemes Michael Ruhe Peter Thiede	5:49.49	Netherlands (NED) Matthijs Vellenga Gerritjan Eggenkamp Jan-Willem Gabriels Daniel Mensch Geert Jan Derksen Gijs Vermeulen Diederik Simon Michiel Bartman Chun Wei Cheung	5:54.33
2004	Poznan (POL)	Romania (ROU) Daniel Mastacan Florin Corbeanu Raul Ghebosu Nicolai Taga Cornel Nemtoc Gheorghita Munteanu Ovidiu Cornea Florin Curuea Marin Gheorghe	5:28.54	Germany (GER) Sebastian Schulte Stephan Koltzk Jan-Martin Bröer Klaus Rogge Ulf Siemes Thorsten Engelmann Jörg Diessner Enrico Schnabel Peter Thiede	5:31.26	France (FRA) Bastien Ripoll Bastien Gallet Jean-Baptiste Macquet Julien Peudecoeur Donatien Mortelette Anthony Perrot Jean-David Bernard Laurent Cadot Christophe Lattaignant	5:32.44

2003	Lucerne (SUI)	Canada (CAN) Joe Stankevicius Kevin Light Ben Rutledge Kyle Hamilton David Calder Andrew Hoskins Adam Kreek Jeff Powell Brian Price	5:28.24	Germany (GER) Sebastian Schulte Thorsten Engelmann Jörg Diessner Stephan Koltzk Johannes Doberschütz Enrico Schnabel Ulf Siemes Michael Ruhe Peter Thiede	5:30.54	Australia 1 (AUS) David McGowan Paul Myers Lachlan McPherson Karsten Forsterling Cameron McKenzie- McHarg David Dennis Stefan Szczurowski Stuart Reside Marc Douez	5:31.85
2003	Munich (GER)	Germany 1 (GER) Sebastian Schulte Thorsten Engelmann Jörg Diessner Stephan Koltzk Johannes Doberschütz Enrico Schnabel Ulf Siemes Michael Ruhe Peter Thiede	5:41.65	Croatia (CRO) Danijel Bajlo Hrvoje Maric Tomislav Smoljanovic Damir Vucicic Igor Francetic Krešimir Culjak Igor Boraska Branimir Vujevic Silvijo Petrisko	5:44.71	Great Britain (GBR) Alex Partridge Daniel Ouseley Jonathan Devlin Andrew Hodge Edward Coode Philip Simmons Tom Stallard Tom James Christian Cormack	5:47.76
2003	Milan (ITA)	Germany (GER) Sebastian Schulte Thorsten Engelmann Jan-Martin Bröer Stephan Koltzk Johannes Doberschütz Enrico Schnabel Ulf Siemes Michael Ruhe Peter Thiede	5:26.03	Italy 1 (ITA) Francesco Gabriele Aldo Tramontano Marco Penna Edoardo Verzotti Dario Dentale Mario Palmisano Mattia Trombetta Gioacchino Cascone Gaetano Iannuzzi	5:28.46	Croatia (CRO) Igor Francetic Hrvoje Maric Tomislav Smoljanovic Damir Vucicic Danijel Bajlo Krešimir Culjak Igor Boraska Branimir Vujevic Silvijo Petrisko	5:28.65
2002	Munich (GER)	Germany (GER) Sebastian Schulte Thorsten Engelmann Johannes Doberschütz Stephan Koltzk Jörg Diessner Enrico Schnabel Ulf Siemes Michael Ruhe Peter Thiede	5:35.37	Australia (AUS) David Matthews Travis Johnston Warren Keeble Luke Pognault Cameron McKenzie- McHarg Karsten Forsterling Stefan Szczurowski David Dennis Sam Pullin	5:38.21	Russia (RUS) Anton Chermashentsev Pavel Melnikov Vladimir Volodenkov Dmitri Rozinkevich Edgar Ivans Dmitri Kovalev Aleksandr Litvintchev Sergey Matveyev Alexei Mitienko	5:41.84
2002	Lucerne (SUI)	United States (USA) Ryan Torgerson Garrett Klugh Joseph Hansen Wolfgang Moser Mike Wherley Eric Mueller Bryan Volpenhein Jon Watling Nick Anderson	5:28.68	Germany (GER) Sebastian Schulte Thorsten Engelmann Johannes Doberschütz Stephan Koltzk Jörg Diessner Enrico Schnabel Ulf Siemes Michael Ruhe Peter Thiede	5:29.80	Canada (CAN) Matt Swick Kyle Hamilton Ben Rutledge Andrew Hoskins Adam Kreek Jeff Powell Joe Stankevicius Kevin Light Brian Price	5:30.61
2002	Hazewinkel (BEL)	Germany (GER) Sebastian Schulte Thorsten Engelmann Johannes Doberschütz Stephan Koltzk Jörg Diessner Enrico Schnabel Ulf Siemes Michael Ruhe Peter Thiede	5:33.04	Romania (ROU) Daniel Mastacan Florin Corbeanu Cornel Nemtoc Ioan Florariu Ovidiu Cornea Andrei Banica Gheorghe Pirvan Vasile Mastacan Marin Gheorghe	5:33.28	Egypt (EGY) Kamal Abdel Rehim Tarek Hamed Hamdy El Kot Mustafa Abdel Gawad Sameh Hassan Mohamed Mohsen Atta Ali Mohamed Essmat Abdel Motleb Ali Ibrahim Magdi Farrag	5:35.85
2001	Munich (GER)	Croatia (CRO) Oliver Martinov Damir Vucicic Tomislav Smoljanovic Niksa Skelin Sinisa Skelin Krešimir Culjak Igor Boraska Branimir Vujevic Silvijo Petrisko	5:57.36	Germany (GER) Sebastian Schulte Thorsten Engelmann Johannes Doberschütz Stephan Koltzk Jörg Diessner Enrico Schnabel Ulf Siemes Michael Ruhe Peter Thiede	5:59.47	Great Britain (GBR) Jonathan Devlin Joe von Maltzahn Simon Dennis Philip Simmons Luka Grubor Louis Attrill Josh West Steve Trapmore Rowley Douglas	5:59.69
2001	Vienna (AUT)	Great Britain (GBR) Josh West Joe von Maltzahn Simon Dennis Philip Simmons Luka Grubor Louis Attrill Tom Stallard Steve Trapmore Rowley Douglas	6:21.51	Poland (POL) Rafal Hejmej Mariusz Daniszewski Artur Rozalski Pawel Jarosinski Wojciech Gutorski Jacek Wisniewski Tomasz Kopczynski Mikolaj Burda Daniel Trojanowski	6:27.51	China (CHN) Feng Feng Yanzhao Tian Dong An Huanqi Chi Tian Qiqiang Weiguo Ma Lingbu Chen Ningtao Zhang Dechang Zhang	6:30.51

Rowing World Cup: Historical Results
(World Cup Events)

2001	Seville (ESP)	Romania (ROU) Daniel Mastacan Florin Corbeanu Cornel Nemtoc Ioan Florariu Ovidiu Cornea Andrei Banica Gheorghe Pirvan Vasile Mastacan Marin Gheorghe	5:39.88	Croatia (CRO) Tonislav Sholjanovic Petar Lovric Petar Milin Damir Vucicic Oliver Martinov Krešimir Culjak Igor Boraska Branimir Vujevic Silvijo Petrisko	5:41.57	Germany (GER) Sebastian Schulte Thorsten Engelmann Jörg Diessner Stephan Koltzk Johannes Doberschütz Enrico Schnabel Ulf Siemes Michael Ruhe Peter Thiede	5:41.89
2001	Princeton, NJ (USA)	United States 1 (USA) Kurt Borcharding Garrett Klugh Jason Flickinger Eric Mueller Mike Wherley Steve Warner Bryan Volpenhein Jason Read Nick Anderson	5:38.67	CAN/FRA Gavin Hasset Jon Mandick Chris Davidson Iain Brambell Laurent Porchier Jean-Christophe Bette Yves Hocde Xavier Dorfman	5:46.22	United States 2 (USA) A Earl C Pollak David Simon L Cunningham Demetracopoul R Boons Lucas McGee M Salzler E Leventhal	5:49.19

Women

Women's Single Sculls (W1x)

Year	Location	1st	T	2nd	T	3rd	T
2007	Lucerne (SUI)	Belarus 1 (BLR) Ekaterina Karsten	7:25.78	Czech Republic (CZE) Mirka Knapkova	7:28.42	China (CHN) Zhang Xiuyun	7:28.72
2007	Amsterdam (NED)	Belarus (BLR) Ekaterina Karsten	7:19.11	China (CHN) Zhang Xiuyun	7:23.65	Sweden (SWE) Frida Svensson	7:27.41
2007	Linz (AUT)	Belarus 1 (BLR) Ekaterina Karsten	7:28.39	Czech Republic 1 (CZE) Mirka Knapkova	7:31.00	United States (USA) Michelle Guerette	7:31.68
2006	Lucerne (SUI)	Belarus (BLR) Ekaterina Karsten	7:25.19	Czech Republic (CZE) Mirka Knapkova	7:27.75	Russia (RUS) Yulia Levina	7:32.89
2006	Poznan (POL)	Belarus (BLR) Ekaterina Karsten	7:14.35	Czech Republic (CZE) Mirka Knapkova	7:15.73	France (FRA) Sophie Balmory	7:20.79
2006	Munich (GER)	Belarus (BLR) Ekaterina Karsten	7:30.40	Czech Republic (CZE) Mirka Knapkova	7:34.30	France (FRA) Sophie Balmory	7:34.38
2005	Lucerne (SUI)	Belarus (BLR) Ekaterina Karsten	7:23.10	France (FRA) Sophie Balmory	7:35.24	Sweden (SWE) Frida Svensson	7:38.82
2005	Munich (GER)	Belarus (BLR) Ekaterina Karsten	7:58.82	Czech Republic 1 (CZE) Mirka Knapkova	8:03.06	New Zealand 2 (NZL) Georgina Evers-Swindell	8:05.54
2005	Eton (GBR)	Belarus (BLR) Ekaterina Karsten	7:46.31	Czech Republic (CZE) Mirka Knapkova	7:49.60	Germany (GER) Kathrin Boron	7:56.89
2004	Lucerne (SUI)	Germany (GER) Katrin Rutschow-Stomporowski	7:21.24	Belarus (BLR) Ekaterina Karsten	7:21.98	Czech Republic (CZE) Mirka Knapkova	7:25.60
2004	Munich (GER)	Belarus (BLR) Ekaterina Karsten	8:03.69	Czech Republic (CZE) Mirka Knapkova	8:07.15	Netherlands (NED) Femke Dekker	8:20.52
2004	Poznan (POL)	Germany 1 (GER) Katrin Rutschow-Stomporowski	7:23.14	Bulgaria (BUL) Rumyana Neykova	7:25.95	Czech Republic (CZE) Mirka Knapkova	7:28.25
2003	Lucerne (SUI)	Germany 1 (GER) Katrin Rutschow-Stomporowski	7:14.12	Belarus (BLR) Ekaterina Karsten	7:15.29	Russia (RUS) Yulia Levina	7:21.69
2003	Munich (GER)	Czech Republic (CZE) Mirka Knapkova	7:48.33	Russia (RUS) Yulia Levina	7:49.89	Spain (ESP) Nuria Dominguez	7:53.14
2003	Milan (ITA)	Germany (GER) Katrin Rutschow-Stomporowski	7:21.87	Bulgaria (BUL) Rumyana Neykova	7:25.31	Russia (RUS) Yulia Levina	7:26.99
2002	Munich (GER)	Germany 1 (GER) Katrin Rutschow-Stomporowski	7:27.16	Czech Republic (CZE) Mirka Knapkova	7:30.67	Russia 1 (RUS) Yulia Levina	7:31.18
2002	Lucerne (SUI)	Bulgaria (BUL) Rumyana Neykova	7:26.20	Germany (GER) Katrin Rutschow-Stomporowski	7:29.99	Czech Republic (CZE) Mirka Knapkova	7:32.37
2002	Hazewinkel (BEL)	Belarus (BLR) Ekaterina Karsten	7:32.10	Czech Republic (CZE) Mirka Knapkova	7:34.60	Russia (RUS) Yulia Levina	7:36.60
2001	Munich (GER)	Belarus (BLR) Ekaterina Karsten	8:20.98	Russia (RUS) Yulia Levina	8:24.24	France (FRA) Sophie Balmory	8:28.80
2001	Vienna (AUT)	Belarus 1 (BLR) Ekaterina Karsten	9:45.64	Germany 1 (GER) Katrin Rutschow-Stomporowski	9:55.00	Cuba (CUB) Mayra Gonzalez	10:01.00
2001	Seville (ESP)	Belarus 1 (BLR) Ekaterina Karsten	8:01.67	Russia 1 (RUS) Yulia Aleksandrova	8:10.38	Russia 2 (RUS) Yulia Levina	8:11.01
2001	Princeton, NJ (USA)	Russia (RUS) Yulia Aleksandrova	7:57.12	Germany 2 (GER) Manja Kowalski	8:00.50	Germany 1 (GER) Peggy Waleska	8:02.59

Women's Pair (W2-)

Year	Location	1st	T	2nd	T	3rd	T
2007	Lucerne (SUI)	New Zealand (NZL) Juliette Haigh Nicky Coles	7:06.67	United States (USA) Megan Cooke Anna Mickelson	7:08.00	Romania 1 (ROU) Georgeta Andrunache Viorica Susanu	7:13.16
2007	Amsterdam (NED)	China 1 (CHN) Zhang Yage Gao Yulan	7:01.04	New Zealand (NZL) Juliette Haigh Nicky Coles	7:02.48	Australia 1 (AUS) Kim Crow Sarah Cook	7:03.86
2007	Linz (AUT)	Australia 4 (AUS) Kim Crow Sarah Cook	7:09.39	United States 1 (USA) Megan Cooke Anna Mickelson	7:10.49	United States 2 (USA) Susan Francia Caroline Lind	7:11.97
2006	Lucerne (SUI)	United States (USA) Megan Cooke Anna Mickelson	7:12.78	Germany 1 (GER) Nicole Zimmermann Elke Hipler	7:14.40	Netherlands 1 (NED) Annemarieke van Rumpst Annemiek de Haan	7:16.57
2006	Poznan (POL)	Germany 1 (GER) Nicole Zimmermann Elke Hipler	7:01.68	Germany 2 (GER) Maren Derlien Christina Gerking	7:02.38	Australia 1 (AUS) Emily Martin Sarah Heard	7:04.87
2006	Munich (GER)	Canada 1 (CAN) Darcy Marquardt Jane Rumball	7:17.36	Germany 2 (GER) Christina Gerking Elke Hipler	7:20.11	Australia 3 (AUS) Amber Bradley Kate Hornsey	7:20.36
2005	Lucerne (SUI)	New Zealand (NZL) Juliette Haigh Nicky Coles	7:03.52	Belarus (BLR) Tamara Samakhvalava Natalia Helakh	7:11.32	Great Britain 1 (GBR) Katie Greves Carla Ashford	7:14.99

2005	Munich (GER)	New Zealand (NZL) Juliette Haigh Nicky Coles	7:51.00	Australia 2 (AUS) Pauline Frasca Robyn Selby Smith	7:53.60	Australia 3 (AUS) Emily Martin Fleur Chew	7:55.85
2005	Eton (GBR)	Australia 3 (AUS) Sarah Outhwaite Natalie Bale	7:36.01	Australia 4 (AUS) Emily Martin Sarah Heard	7:42.43	Australia 2 (AUS) Pauline Frasca Robyn Selby Smith	7:42.93
2004	Lucerne (SUI)	Romania (ROU) Georgeta Andrunache Viorica Susanu	7:09.55	Belarus (BLR) Yulia Bichik Natallia Helakh	7:10.50	Great Britain (GBR) Katherine Grainger Cath Bishop	7:15.66
2004	Munich (GER)	Great Britain (GBR) Katherine Grainger Cath Bishop	7:39.79	Canada (CAN) Darcy Marquardt Karen Clark	7:43.14	United States 1 (USA) Caryn Davies Lianne Nelson	7:44.52
2004	Poznan (POL)	Romania (ROU) Georgeta Andrunache Viorica Susanu	7:13.62	Great Britain (GBR) Katherine Grainger Cath Bishop	7:14.79	Germany (GER) Maren Derlien Sandra Goldbach	7:16.74
2003	Lucerne (SUI)	Canada (CAN) Jacqui Cook Karen Clark	7:10.72	Belarus (BLR) Yulia Bichik Natallia Helakh	7:11.99	Great Britain (GBR) Katherine Grainger Cath Bishop	7:13.01
2003	Munich (GER)	Great Britain (GBR) Cath Bishop Katherine Grainger	7:24.21	Belarus (BLR) Yulia Bichik Natallia Helakh	7:24.95	Germany 3 (GER) Silke Günther Lenka Wech	7:27.29
2003	Milan (ITA)	Romania (ROU) Georgeta Andrunache Viorica Susanu	7:04.12	Great Britain 2 (GBR) Cath Bishop Katherine Grainger	7:07.55	France (FRA) Virginie Chauvel Sophie Balmay	7:08.58
2002	Munich (GER)	Romania (ROU) Georgeta Andrunache Viorica Susanu	7:07.84	Belarus (BLR) Yulia Bichik Natallia Helakh	7:10.39	Canada 1 (CAN) Jacqui Cook Karen Clark	7:13.41
2002	Lucerne (SUI)	Romania (ROU) Georgeta Andrunache Viorica Susanu	7:12.96	South Africa (RSA) Rika Geysler Colleen Orsmond	7:18.56	Belarus (BLR) Natallia Helakh Yulia Bichik	7:18.94
2002	Hazewinkel (BEL)	Romania (ROU) Georgeta Andrunache Viorica Susanu	7:16.89	Ukraine (UKR) Natalya Ryzhkova Yevgenia Andreyeva	7:21.64	South Africa (RSA) Rika Geysler Colleen Orsmond	7:23.64
2001	Munich (GER)	Belarus (BLR) Yulia Bichik Olga Tratsevskaya	7:55.18	Romania (ROU) Georgeta Damian Viorica Susanu	7:58.84	Canada (CAN) Jacqui Cook Karen Clark	8:00.20
2001	Vienna (AUT)	Great Britain (GBR) Cath Bishop Katherine Grainger	8:26.44	Belarus 1 (BLR) Yulia Bichik Olga Tratsevskaya	8:30.95	Belarus 2 (BLR) Maryia Brel Maryia Varona	8:36.83
2001	Seville (ESP)	Romania (ROU) Viorica Susanu Georgeta Damian	7:30.50	Belarus 1 (BLR) Yulia Bichik Olga Tratsevskaya	7:34.03	Great Britain (GBR) Katherine Grainger Cath Bishop	7:37.05

Women's Double Sculls (W2x)

Year	Location	1st	T	2nd	T	3rd	T
2007	Lucerne (SUI)	New Zealand (NZL) Georgina Evers-Swindell Caroline Evers-Swindell	6:58.45	Germany 1 (GER) Christiane Huth Peggy Waleska	7:00.56	Italy (ITA) Laura Schiavone Elisabetta Sancassani	7:01.61
2007	Amsterdam (NED)	China 1 (CHN) Li Qin Tian Liang	6:51.25	New Zealand (NZL) Georgina Evers-Swindell Caroline Evers-Swindell	6:56.99	Czech Republic (CZE) Jitka Antořová Gabriela Vareková	6:58.47
2007	Linz (AUT)	China 1 (CHN) Li Qin Tian Liang	7:09.42	Germany 1 (GER) Britta Oppelt Susanne Schmidt	7:13.31	Germany 2 (GER) Christiane Huth Stephanie Schiller	7:13.44
2006	Lucerne (SUI)	New Zealand (NZL) Georgina Evers-Swindell Caroline Evers-Swindell	6:58.01	Great Britain (GBR) Annie Vernon Anna Bebington	6:58.42	Belarus (BLR) Volha Berazniova Yulia Bichik	7:01.60
2006	Poznan (POL)	New Zealand (NZL) Georgina Evers-Swindell Caroline Evers-Swindell	6:42.96	Australia 2 (AUS) Dana Faletic Sally Kehoe	6:44.16	Australia 1 (AUS) Catriona Sens Sonia Mills	6:44.28
2006	Munich (GER)	Great Britain (GBR) Annie Vernon Anna Bebington	7:02.28	Germany 1 (GER) Magdalena Schmude Stephanie Schiller	7:03.58	Czech Republic 1 (CZE) Jitka Antořová Gabriela Vareková	7:05.50
2005	Lucerne (SUI)	Bulgaria (BUL) Rumyana Neykova Miglena Markova	6:41.06	New Zealand (NZL) Georgina Evers-Swindell Caroline Evers-Swindell	6:41.12	Great Britain (GBR) Elise Laverick Debbie Flood	6:47.57
2005	Munich (GER)	Bulgaria (BUL) Rumyana Neykova Miglena Markova	7:28.53	Australia (AUS) Amber Bradley Sally Kehoe	7:29.56	Germany (GER) Christiane Huth Britta Oppelt	7:36.00
2005	Eton (GBR)	Bulgaria (BUL) Rumyana Neykova Miglena Markova	7:09.43	Germany 1 (GER) Christiane Huth Britta Oppelt	7:15.37	Australia (AUS) Amber Bradley Sally Kehoe	7:17.75
2004	Lucerne (SUI)	New Zealand (NZL) Georgina Evers-Swindell Caroline Evers-Swindell	6:59.77	Germany 1 (GER) Kathrin Boron Kerstin El Qalqili	7:02.65	Germany 2 (GER) Marita Scholz Christiane Huth	7:06.29
2004	Munich (GER)	New Zealand (NZL) Georgina Evers-Swindell Caroline Evers-Swindell	7:27.88	Great Britain (GBR) Sarah Winckless Elise Laverick	7:32.63	Germany (GER) Christiane Huth Kerstin El Qalqili	7:34.28
2004	Poznan (POL)	Germany 2 (GER) Britta Oppelt Meike Evers	6:54.97	Germany 3 (GER) Manuela Lutze Christiane Huth	6:55.45	Germany 1 (GER) Peggy Waleska Kerstin El Qalqili	6:56.82
2003	Lucerne (SUI)	New Zealand (NZL) Caroline Evers-Swindell Georgina Evers-Swindell	6:47.02	Russia (RUS) Larisa Merk Irina Fedotova	6:47.94	Germany (GER) Britta Oppelt Kathrin Boron	6:48.19

2003	Munich (GER)	Germany (GER) Britta Oppelt Kathrin Boron	7:03.97	Great Britain (GBR) Rebecca Romero Debbie Flood	7:05.37	Belarus (BLR) Ekaterina Karsten Volha Berazniova	7:08.66
2003	Milan (ITA)	Russia (RUS) Larisa Merk Irina Fedotova	6:49.31	Germany 1 (GER) Britta Oppelt Kathrin Boron	6:53.00	Hungary (HUN) Lidia Veröci Viktoria Szekely	6:54.61
2002	Munich (GER)	New Zealand (NZL) Georgina Evers-Swindell Caroline Evers-Swindell	6:55.91	Lithuania (LTU) Kristina Poplavskaja Birute Sakickiene	6:57.48	Russia 1 (RUS) Larisa Merk Irina Fedotova	6:57.81
2002	Lucerne (SUI)	Great Britain (GBR) Frances Houghton Debbie Flood	7:05.64	Lithuania (LTU) Kristina Poplavskaja Birute Sakickiene	7:06.73	Germany 2 (GER) Magdalena Schmude Christiane Huth	7:08.43
2002	Hazewinkel (BEL)	Great Britain (GBR) Debbie Flood Frances Houghton	6:57.51	Belarus (BLR) Manuela Lutze Kerstin El Qalqili	6:58.91	Hungary (HUN) Gitta Barz Krisztina Kulifai	7:00.29
2001	Munich (GER)	Germany (GER) Kathrin Boron Kerstin Kowalski	7:30.33	Belarus (BLR) Ekaterina Karsten Volha Berazniova	7:31.67	New Zealand (NZL) Caroline Evers-Swindell Georgina Evers-Swindell	7:35.26
2001	Vienna (AUT)	Great Britain (GBR) Frances Houghton Debbie Flood	8:34.43	Great Britain (GBR) Kristina Poplavskaja Birute Sakickiene	8:40.05	Denmark (DEN) Sarah Lauritzen Christina Rindom	8:46.68
2001	Seville (ESP)	Germany (GER) Kerstin Kowalski Kathrin Boron	7:23.30	Great Britain (GBR) Debbie Flood Frances Houghton	7:32.87	United States (USA) Laura Rauchfuss Sarah Jones	7:37.21
2001	Princeton, NJ (USA)	Germany (GER) Manuela Lutze Kerstin Kowalski	7:06.08	Denmark (DEN) Sarah Lauritzen Dorthe Pedersen	7:15.59	United States (USA) Katie Petrock Kristin Goodrich	7:21.99

Women's Lightweight Double Sculls (LW2x)

Year	Location	1st	T	2nd	T	3rd	T
2007	Lucerne (SUI)	Denmark 1 (DEN) Katrin Olsen Juliane Elander Rasmussen	7:01.31	Canada (CAN) Lindsay Jennerich Tracy Cameron	7:01.74	Germany (GER) Berit Carow Marie-Louise Dräger	7:03.78
2007	Amsterdam (NED)	China 2 (CHN) Chen Haixia Yu Hua	7:03.66	China 1 (CHN) Xu Dongxiang Yan Shimin	7:05.11	United States (USA) Wendy Tripician Jana Heere	7:06.87
2007	Linz (AUT)	Denmark 1 (DEN) Katrin Olsen Juliane Elander Rasmussen	7:09.33	China 3 (CHN) Chen Haixia Yu Hua	7:10.51	Canada (CAN) Lindsay Jennerich Tracy Cameron	7:11.77
2006	Lucerne (SUI)	Canada (CAN) Mara Jones Tracy Cameron	7:11.62	Finland (FIN) Sanna Sten Minna Nieminen	7:13.60	United States (USA) Renee Hykel Julie Nichols	7:16.63
2006	Poznan (POL)	China 3 (CHN) Xu Dongxiang Yan Shimin	6:49.77	China 2 (CHN) Fan Xuefei Chen Haixia	6:52.78	Ireland (IRL) Sinead Jennings Niamh Ni Cheilleacher	6:57.38
2006	Munich (GER)	China 1 (CHN) Xu Dongxiang Yu Hua	7:11.36	Germany 1 (GER) Berit Carow Marie-Louise Dräger	7:13.78	Poland (POL) Magdalena Kemnitz Ilona Mokronowska	7:14.13
2005	Lucerne (SUI)	China 2 (CHN) Chen Haixia Tan Meiyun	6:56.06	Germany 1 (GER) Daniela Reimer Marie-Louise Dräger	7:01.61	Poland (POL) Magdalena Kemnitz Ilona Mokronowska	7:02.99
2005	Munich (GER)	Finland (FIN) Sanna Sten Minna Nieminen	7:41.56	Germany 2 (GER) Berit Carow Laura Tasch	7:42.30	Poland (POL) Magdalena Kemnitz Ilona Mokronowska	7:43.15
2005	Eton (GBR)	Germany 1 (GER) Daniela Reimer Marie-Louise Dräger	7:14.77	China (CHN) Aina Chen Xu Dongxiang	7:16.35	Germany 2 (GER) Berit Carow Laura Tasch	7:23.05
2004	Lucerne (SUI)	Canada (CAN) Mara Jones Fiona Milne	7:08.92	Romania 1 (ROU) Constanta Burcica Angela Alupeii	7:10.19	Germany (GER) Daniela Reimer Claudia Blasberg	7:10.49
2004	Munich (GER)	Germany (GER) Daniela Reimer Claudia Blasberg	7:30.51	Canada (CAN) Mara Jones Fiona Milne	7:33.96	Netherlands (NED) Marit van Eupen Kirsten van der Kolk	7:34.89
2004	Poznan (POL)	Germany 1 (GER) Daniela Reimer Claudia Blasberg	6:59.28	Netherlands (NED) Marit van Eupen Kirsten van der Kolk	7:00.94	Romania (ROU) Constanta Burcica Camelia Mihalcea	7:01.38
2003	Lucerne (SUI)	Netherlands (NED) Kirsten van der Kolk Marit van Eupen	6:53.40	Australia 1 (AUS) Sally Causby Amber Halliday	6:54.98	China (CHN) Tan Meiyun Li Quan	6:56.08
2003	Munich (GER)	Germany (GER) Marie-Louise Dräger Claudia Blasberg	7:16.69	Netherlands (NED) Kirsten van der Kolk Marit van Eupen	7:18.85	Great Britain (GBR) Helen Casey Tracy Langlands	7:23.85
2003	Milan (ITA)	Germany 1 (GER) Marie-Louise Dräger Claudia Blasberg	6:52.90	Netherlands (NED) Kirsten van der Kolk Marit van Eupen	6:55.96	Romania (ROU) Elena Scurtu Monica Eremia	6:57.34
2002	Munich (GER)	Australia (AUS) Sally Causby Amber Halliday	6:57.63	Netherlands (NED) Marit van Eupen Hedi Poot	6:59.78	Great Britain (GBR) Helen Casey Tracy Langlands	7:02.22
2002	Lucerne (SUI)	Germany (GER) Janet Radünzel Claudia Blasberg	6:59.24	Great Britain (GBR) Helen Casey Tracy Langlands	7:02.32	Netherlands 2 (NED) Marit van Eupen Hedi Poot	7:04.12

2002	Hazewinkel (BEL)	Germany (GER) Janet Radünzel	7:03.06	Great Britain (GBR) Helen Casey	7:06.96	Denmark (DEN) Juliane Elander Rasmussen	7:08.55
2001	Munich (GER)	Claudia Blasberg Germany (GER) Janet Radünzel	7:32.93	Tracy Langlands Romania (ROU) Monica Stan	7:36.34	Johanne Thomsen Canada (CAN) Gen Meredith	7:38.13
2001	Vienna (AUT)	Claudia Blasberg Romania (ROU) Monica Stan	8:51.54	Irina Acsinte Cuba (CUB) Dailin Taset	8:54.22	Fiona Milne Great Britain (GBR) Jane Hall	8:55.72
2001	Seville (ESP)	Elena Scurtu Germany (GER) Claudia Blasberg	7:19.45	Janet Radünzel Romania (ROU) Irina Acsinte	7:22.48	Helen Casey Netherlands (NED) Marit van Eupen	7:24.55
2001	Princeton, NJ (USA)	Janet Radünzel United States 2 (USA) Catherine Humblet	7:11.82	Monica Stan Canada (CAN) Gen Meredith	7:14.87	Kirsten van der Kolk Romania (ROU) Monica Stan	7:15.89
		Mary Obidinski		Shona McLaren		Irina Acsinte	

Women's Quadruple Sculls (W4x)

Year	Location	1st	T	2nd	T	3rd	T
2007	Lucerne (SUI)	Great Britain (GBR) Annie Vernon Debbie Flood Frances Houghton Katherine Grainger	6:20.54	Germany (GER) Kathrin Boron Manuela Lutze Susanne Schmidt Stephanie Schiller	6:22.37	Romania (ROU) Ionelia Neacsu Camelia Lupascu Eniko Barabas Roxana Cogianu	6:25.89
2007	Amsterdam (NED)	China (CHN) Tang Bin Xi Aihua Jin Ziwei Feng Guixin	6:25.90	Great Britain 1 (GBR) Annie Vernon Debbie Flood Frances Houghton Katherine Grainger	6:28.55	Germany (GER) Britta Oppelt Kathrin Boron Christiane Huth Stephanie Schiller	6:31.10
2007	Linz (AUT)	Great Britain (GBR) Annie Vernon Debbie Flood Frances Houghton Katherine Grainger	6:26.90	China 1 (CHN) Tang Bin Xi Aihua Jin Ziwei Feng Guixin	6:29.43	Germany (GER) Lena Möbus Julia Richter Juliane Domscheid Jeannine Hennicke	6:33.13
2006	Lucerne (SUI)	Great Britain (GBR) Debbie Flood Sarah Winckless Frances Houghton Katherine Grainger	6:31.27	Germany (GER) Christiane Huth Susanne Schmidt Daniela Reimer Stephanie Schiller	6:35.66	Russia (RUS) Olga Samulenkova Julia Kalinovskaya Oksana Dorodnova Larisa Merk	6:38.46
2006	Poznan (POL)	Great Britain (GBR) Debbie Flood Sarah Winckless Frances Houghton Katherine Grainger	6:15.32	China (CHN) Tang Bin Xi Aihua Jin Ziwei Feng Guixin	6:16.60	Germany (GER) Christiane Huth Susanne Schmidt Magdalena Schmude Stephanie Schiller	6:18.75
2006	Munich (GER)	Great Britain (GBR) Debbie Flood Sarah Winckless Frances Houghton Katherine Grainger	6:32.00	Australia (AUS) Catriona Sens Sonia Mills Dana Faletic Sally Kehoe	6:36.13	Russia (RUS) Olga Samulenkova Julia Kalinovskaya Oksana Dorodnova Larisa Merk	6:36.97
2005	Lucerne (SUI)	Russia (RUS) Olga Samulenkova Oksana Dorodnova Larisa Merk Irina Fedotova	6:20.91	Great Britain (GBR) Annie Vernon Sarah Winckless Frances Houghton Katherine Grainger	6:22.06	Ukraine (UKR) Yana Dementyeva Natalya Ryzhkova Tatjana Kolesnikova Olena Morozova	6:25.13
2005	Munich (GER)	Great Britain (GBR) Rebecca Romero Sarah Winckless Frances Houghton Katherine Grainger	6:50.85	Ukraine (UKR) Yana Dementyeva Tatjana Kolesnikova Natalya Ryzhkova Olena Morozova	6:54.91	United States (USA) Kelly Salchow Jennifer Kaido Caryn Davies Anna Mickelson	6:57.45
2005	Eton (GBR)	Great Britain (GBR) Rebecca Romero Sarah Winckless Frances Houghton Katherine Grainger	6:36.96	Russia 1 (RUS) Olga Samulenkova Oksana Dorodnova Irina Fedotova Larisa Merk	6:37.45	Ukraine (UKR) Yana Dementyeva Tatjana Kolesnikova Natalya Ryzhkova Olena Morozova	6:44.21
2004	Lucerne (SUI)	Great Britain (GBR) Alison Mowbray Debbie Flood Frances Houghton Rebecca Romero	6:23.77	Germany (GER) Peggy Waleska Britta Oppelt Manuela Lutze Meike Evers	6:23.85	United States (USA) Michelle Guerette Hilary Gehman Kelly Salchow Danika Holbrook	6:25.10
2004	Munich (GER)	Germany (GER) Peggy Waleska Britta Oppelt Manuela Lutze Meike Evers	6:34.94	Great Britain (GBR) Alison Mowbray Sarah Winckless Debbie Flood Rebecca Romero	6:42.93	Denmark (DEN) Dorthe Pedersen Sarah Lauritzen Christina Rindom Majbrit Ølgaard Nielsen	6:43.77
2004	Poznan (POL)	Great Britain (GBR) Alison Mowbray Debbie Flood Frances Houghton Rebecca Romero	6:21.55	Denmark (DEN) Dorthe Pedersen Sarah Lauritzen Christina Rindom Majbrit Ølgaard Nielsen	6:23.38	China (CHN) Shuang Shuang Zhang Lin Liu Feng Guixin Xiaoli Gu	6:23.96
2003	Lucerne (SUI)	Australia (AUS) Jane Robinson Dana Faletic Kerry Hore Donna Martin	6:19.50	Germany (GER) Peggy Waleska Christiane Huth Manuela Lutze Kerstin El Qalqili	6:20.64	Great Britain (GBR) Alison Mowbray Sarah Winckless Frances Houghton Elise Laverick	6:24.04

2003	Munich (GER)	United States (USA) Hilary Gehman Laurel Korholz Sarah Jones Danika Holbrook	6:33.04	Germany (GER) Peggy Waleska Christiane Huth Manuela Lutze Kerstin El Qalqili	6:34.43	Ukraine (UKR) Olena Ronzhina Yana Dementyeva Olena Olefirenko Tatjana Kolesnikova	6:36.62
2003	Milan (ITA)	Ukraine (UKR) Olena Ronzhina Yana Dementyeva Olena Olefirenko Tatjana Kolesnikova	6:17.68	Germany (GER) Peggy Waleska Manuela Lutze Kerstin El Qalqili	6:18.16	Belarus (BLR) Inessa Zakharevskaya Ekaterina Karsten Volha Berazniova Maryia Varona	6:20.86
2002	Munich (GER)	Ukraine (UKR) Olena Ronzhina Nataliya Guba Olena Senkiv Tatjana Kolesnikova	6:26.93	Australia (AUS) Donna Martin Dana Faletic Sally Robbins Amber Bradley	6:29.54	Great Britain (GBR) Alison Mowbray Sarah Winckless Katherine Grainger Rebecca Romero	6:29.75
2002	Lucerne (SUI)	Ukraine (UKR) Olena Ronzhina Natalya Huba Olena Senkiv Tatjana Kolesnikova	6:14.03	Germany (GER) Peggy Waleska Marita Scholz Manuela Lutze Kerstin El Qalqili	6:15.24	United States (USA) Sarah Jones Carol Skricki Hilary Gehman Laura Rauchfuss	6:20.60
2002	Hazewinkel (BEL)	Ukraine (UKR) Olena Ronzhina Nataliya Guba Olena Senkiv Tatjana Kolesnikova	6:21.06	Germany (GER) Julia Heitmann Marita Scholz Magdalena Schmude Peggy Waleska	6:24.85	Great Britain (GBR) Elise Laverick Sarah Winckless Katherine Grainger Alison Mowbray	6:26.04
2001	Munich (GER)	Germany (GER) Marita Scholz	6:42.34	New Zealand (NZL) Sonia Waddell	6:47.78	Denmark (DEN) Astrid Hastrup Jespersen Johanne Thomsen Christina Rindom	6:53.33
2001	Vienna (AUT)	Peggy Waleska Manuela Lutze Manja Kowalski Ukraine (UKR) Victoria Vikhrist Jana Kramarenko Tatjana Kolesnikova Olena Senkiv	7:38.73	Paula Twining Caroline Evers-Swindell Georgina Evers-Swindell Great Britain (GBR) Elise Laverick Lisa Eyre Rebecca Romero Alison Mowbray	7:39.02	Belarus 2 (BLR) Elena Mamonova Olga Tahayeva Nadzeya Snapkuskaya Marina Kuzmar Poland (POL) Elzbieta Kuncewicz Katarzyna Mackiewicz Monika Paszkiewicz Iwona Tybinkowska	7:44.73
2001	Seville (ESP)	Germany (GER) Marita Scholz Peggy Waleska Manuela Lutze Manja Kowalski	6:35.79	Great Britain (GBR) Elise Laverick Alison Mowbray Rebecca Romero Lisa Eyre	6:43.92	USA/DEN Sarah Lauritzen Dorthe Pedersen Katie Petrock Kristin Goodrich	6:47.37
2001	Princeton, NJ (USA)	Germany (GER) Manja Kowalski Peggy Waleska Manuela Lutze Kerstin Kowalski	6:33.55	United States (USA) Sarah Jones Kate MacKenzie Laura Rauchfuss Christine Elkins	6:37.24		6:41.52

Women's Eight (W8+)

Year	Location	1st	T	2nd	T	3rd	T
2007	Lucerne (SUI)	United States (USA) Brett Sickler Portia McGee Erin Cafaro Lindsay Shoop Anna Goodale	6:04.36	Germany (GER) Josephine Wartenberg Marlene Sinnig Christina Gerking Magdalena Schmude Lenka Wech	6:06.55	Netherlands (NED) Femke Dekker Jacobine Veenhoven Marlies Smulders Hurnet Dekkers Annemarieke van Rump	6:09.93
		Rachel Jeffers		Maren Derlien		Roline Repelaer van Driel	
		Caroline Lind Susan Francia Mary Whipple		Nicole Zimmermann Elke Hipler Annina Ruppel		Sarah Siegelaar Annemiek de Haan Ester Workel	
2007	Amsterdam (NED)	Netherlands (NED) Femke Dekker Jacobine Veenhoven Marlies Smulders Hurnet Dekkers Annemarieke van Rump	6:12.76	Germany (GER) Josephine Wartenberg Marlene Sinnig Christina Gerking Maren Derlien Nicole Zimmermann	6:14.98	China (CHN) Zhang Yanan Luo Xiuhua Wu You Yan Xiaoxia Li Juju	6:15.64
		Roline Repelaer van Driel		Magdalena Schmude		Li Meng	
		Sarah Siegelaar Annemiek de Haan Ester Workel		Nina Wengert Elke Hipler Annina Ruppel		Li Tong Yang Cuiping Zheng Na	
2007	Linz (AUT)	Germany 1 (GER) Josephine Wartenberg Nadine Schmutzler Christina Gerking Magdalena Schmude Lenka Wech	6:16.81	Great Britain (GBR) Baz Moffat Carla Ashford Georgina Menheneott Jessica Eddie Beth Rodford	6:18.07	Netherlands (NED) Femke Dekker Jacobine Veenhoven Marlies Smulders Hurnet Dekkers Annemarieke van Rump	6:18.31
		Maren Derlien		Natasha Page		Roline Repelaer van Driel	
		Nicole Zimmermann Elke Hipler Annina Ruppel		Katie Greves Louisa Reeve Caroline O'Connor		Sarah Siegelaar Annemiek de Haan Ester Workel	

Rowing World Cup: Historical Results
(World Cup Events)

2006	Lucerne (SUI)	Romania (ROU) Eniko Barabas Georgeta Craciun Camelia Lupascu Ana-Maria Apachitei Rodica Florea Ioana Papuc Elena Serban Simona Strimbeschi Rodica Anghel	6:12.32	United States (USA) Portia Johnson Erin Cafaro Lindsay Shoop Anna Goodale Nicole Sylvester Caryn Davies Rachel Jeffers Caroline Lind Mary Whipple	6:13.27	Germany (GER) Nora Wehrhahn Johanna Rönfeldt Daniela Gorr Marlene Sinnig Nina Wengert Maren Derlien Christina Gerking Nadine Schmutzler Annina Ruppel	6:16.40
2006	Poznan (POL)	Romania (ROU) Eniko Barabas Georgeta Craciun Camelia Lupascu Ana-Maria Apachitei Rodica Florea Ioana Papuc Elena Serban Simona Strimbeschi Rodica Anghel	6:04.22	China (CHN) Yu Fei Luo Xiuhua Cheng Ran Mu Suli Wu You Yan Xiaoxia Gao Yanhua Yang Cuiping Zheng Na	6:08.00	Great Britain (GBR) Baz Moffat Alison Knowles Vicki Etiebet Carla Ashford Natasha Howard Natasha Page Katie Greves Elise Laverick Caroline O'Connor	6:09.63
2006	Munich (GER)	Germany 1 (GER) Nora Wehrhahn Johanna Rönfeldt Christina Gerking Marlene Sinnig Nina Wengert Maren Derlien Nicole Zimmermann Elke Hipler Annina Ruppel	6:14.80	Romania (ROU) Elena Serban Ioana Papuc Camelia Lupascu Eniko Barabas Alina Poncisei Ana-Maria Apachitei Rodica Florea Simona Strimbeschi Rodica Anghel	6:16.84	Australia (AUS) Robyn Selby Smith Joanna Lutz Amber Bradley Kate Hornsey Kim Crow Sarah Cook Emily Martin Sarah Heard Lizzie Patrick	6:17.89
2005	Lucerne (SUI)	Romania (ROU) Elena Serban Ionelia Neacsu Camelia Lupascu Georgeta Craciun Alina Poncisei Ana-Maria Apachitei Rodica Florea Simona Strimbeschi Rodica Anghel	6:06.83	Netherlands 1 (NED) Femke Dekker Sanne Beukers Marlies Smulders Hurnet Dekkers Annemarieke van Rump Laura Posthuma Annemiek de Haan Helen Tanger Ester Workel	6:08.39	Germany (GER) Marlene Sinnig Nora Wehrhahn Nadine Schmutzler Sonja Ziegler Maren Derlien Nina Wengert Silke Günther Nicole Zimmermann Annina Ruppel	6:10.34
2005	Munich (GER)	Australia (AUS) Pauline Frasca Robyn Selby Smith Sonia Mills Kate Hornsey Emily Martin Fleur Chew Sarah Outhwaite Sarah Heard Lizzie Patrick	6:35.93	Netherlands (NED) Femke Dekker Sanne Beukers Nienke Hommes Hurnet Dekkers Annemarieke van Rump Laura Posthuma Annemiek de Haan Helen Tanger Ester Workel	6:37.02	United States (USA) Sharon Kriz Liane Malcos Lindsay Shoop Ala Piotrowski Susan Francia Megan Dirkmaat Samantha Magee Caroline Lind Mary Whipple	6:41.33
2005	Eton (GBR)	China (CHN) Yu Zhang Yin Xiaobei Hui Hao Yuqin Zhao Juju Li Meishuang Huang Xiaoli Gu Xueling Feng Wenwen Feng	6:15.40	Romania (ROU) Eniko Barabas Georgeta Craciun Elena Serban Ana-Maria Apachitei Alina Poncisei Simona Strimbeschi Rodica Florea Ioana Papuc Rodica Anghel	6:17.59	Great Britain (GBR) Katie Greves Natasha Howard Beth Rodford Natasha Page Florence Temple Jessica Eddie Anna Bebington Alison Knowles Charlotte Ware	6:22.82
2004	Lucerne (SUI)	United States (USA) Kate Johnson Samantha Magee Megan Dirkmaat Alison Cox Caryn Davies Laurel Korholz Anna Mickelson Lianne Nelson Mary Whipple	6:11.04	Netherlands (NED) Froukje Wegman Marlies Smulders Nienke Hommes Hurnet Dekkers Sarah Siegelaar Laura Posthuma Annemarieke van Rump Helen Tanger Ester Workel	6:13.35	Romania (ROU) Elena Serban Ana-Maria Apachitei Liliana Gafencu Ioana Papuc Aurica Barascu Elisabeta Lipa Rodica Florea Doina Ignat Elena Georgescu	6:14.35
2004	Munich (GER)	United States (USA) Megan Dirkmaat Samantha Magee Kate Johnson Alison Cox Anna Mickelson Laurel Korholz Caryn Davies Lianne Nelson Mary Whipple	6:30.16	China (CHN) Yu Fei Luo Xiuhua Wu You Yan Xiaoxia Cheng Ran Mu Suli Gao Yanhua Jin Ziwei Zheng Na	6:31.13	Germany (GER) Elke Hipler Anja Pyritz Maja Tucholke Britta Holthaus Susanne Schmidt Nicole Zimmermann Silke Günther Lenka Wech Annina Ruppel	6:31.95
2004	Poznan (POL)	Germany (GER) Elke Hipler Anja Pyritz Dana Pyritz Britta Holthaus Susanne Schmidt Nicole Zimmermann	6:08.36	Romania (ROU) Rodica Florea Ioana Papuc Elena Serban Elisabeta Lipa Simona Strimbeschi Ana-Maria Apachitei	6:11.05	Belarus 1 (BLR) Nadzeya Snapkuskaya Halina Krasouskaya Katsiaryna Zhuk Volha Plashkova Volha Zhylyskayar Zinaida Kliuchynskaya	6:14.85

2003	Lucerne (SUI)	Silke Günther Lenka Wech Annina Ruppel Romania (ROU) Rodica Florea Ioana Papuc Liliana Gafencu Simona Strimbeschi Magdalena Dumitrache Elisabeta Lipa Georgeta Andrunache Doina Ignat Rodica Anghel	6:01.80	Liliana Gafencu Doina Ignat Elena Georgescu Germany (GER) Elke Hipler Nicole Zimmermann Maja Tucholke Britta Holthaus Susanne Schmidt Anja Pyritz Silke Günther Lenka Wech Annina Ruppel	6:06.92	Tatiana Narelik Maryia Brel Maryna Bunevich Canada (CAN) Jacqui Cook Karen Clark Rachel Dunnet Andreeanne Morin Darcy Marquardt Pauline Van Roessel Roslyn McLeod Buffy Williams Sarah Pape	6:11.64
2003	Munich (GER)	United States (USA) Kate Johnson Whitney Webber Megan Dirkmaat Maite Urtasun Anna Mickelson Alison Cox Jennifer Dore-Terhaar Dana Pierce Mary Whipple	6:20.46	Germany 1 (GER) Maja Tucholke Nicole Zimmermann Dana Pyritz Britta Holthaus Susanne Schmidt Anja Pyritz Silke Günther Lenka Wech Annina Ruppel	6:21.63	Germany 2 (GER) Maren Derlien Mandy Emmrich Sandra Goldbach Wilma Dressel Sarah Pollmann Manuela Zander Katlehn Rodewald Christiane Hölzel Eva Lutz	6:30.88
2003	Milan (ITA)	United States (USA) Kate Johnson Wendy Wilbur Michelle Guerette Maite Urtasun Jennifer Dore-Terhaar Whitney Webber Anna Mickelson Alison Cox Mary Whipple	6:05.26	Romania (ROU) Ioana Papuc Rodica Florea Simona Strimbeschi Alina Poncisei Ana-Maria Apachitei Liviana Lupchian Elena Gavrilescu Elena Serban Rodica Anghel	6:08.11	China (CHN) Huanling Cong Chunjing Zhang Ping Zhou Yang Cuiping Cheng Ran Luo Xiuhua Gao Yanhua Xueling Feng Zheng Na	6:08.94
2002	Munich (GER)	Germany (GER) Anja Pyritz Maja Tucholke Britta Holthaus Dana Pyritz Nicole Zimmermann Susanne Schmidt Lenka Wech Silke Günther Annina Ruppel	6:15.69	Australia (AUS) Jodi Winter Joanna Lutz Julia Wilson Monique Heinke Rachel Taylor Rebecca Sattin Victoria Roberts Kristina Larsen Carly Bilson	6:19.81	Romania (ROU) Rodica Florea Viorica Susanu Natalita Berteanu Aurica Barascu Elena Pirvan Nadia Maria Birideanu Georgeta Andrunache Elena Gavrilescu Rodica Anghel	6:21.71
2002	Lucerne (SUI)	Germany (GER) Anja Pyritz Maja Tucholke Britta Holthaus Dana Pyritz Nicole Zimmermann Susanne Schmidt Lenka Wech Silke Günther Annina Ruppel	6:06.99	Romania (ROU) Rodica Florea Aurica Barascu Natalita Berteanu Ioana Papuc Elena Pirvan Nadia Maria Birideanu Mihaela Nastasa Elena Gavrilescu Rodica Anghel	6:10.28	Australia (AUS) Jodi Winter Jane Robinson Emily Martin Monique Heinke Rachel Taylor Rebecca Sattin Victoria Roberts Kristina Larsen Carly Bilson	6:14.38
2002	Hazewinkel (BEL)	Germany (GER) Anja Pyritz Manuela Zander Britta Holthaus Dana Pyritz Nicole Zimmermann Susanne Schmidt Johanna Prinz Silke Günther Annina Ruppel	6:10.09	Romania (ROU) Georgeta Andrunache Aurica Barascu Georgeta Craciun Ioana Papuc Elena Pirvan Viorica Susanu Mihaela Nastasa Elena Gavrilescu Rodica Anghel	6:12.31	Belarus (BLR) Tatiana Narelik Volha Zhylyskayar Natalia Helakh Volha Maroz Irina Bazilevskaya Natalia Lialina Maryia Brel Marina Kuzmar Christian Cormack	6:16.94
2001	Munich (GER)	Germany (GER) Silke Günther Anja Pyritz Dana Pyritz Britta Holthaus Susanne Schmidt Sandra Goldbach Maja Tucholke Lenka Wech Annina Ruppel	6:34.84	Australia (AUS) Jodi Winter Joanna Lutz Julia Wilson Jane Robinson Emily Martin Rebecca Sattin Victoria Roberts Kristina Larsen Carly Bilson	6:36.96	Belarus (BLR) Maryia Brel Tatsiana Haiduk Yulia Bichik Olga Tratsevskaya Natalia Lialina Maryia Varona Natalia Helakh Inessa Zakharevskaya Valentina Khokhlova	6:37.25
2001	Seville (ESP)	Romania (ROU) Elena Pirvan Viorica Susanu Magdalena Dumitrache Aurica Chirita Mihaela Nastasa Doina Spiricu Georgeta Damian Elena Gavrilescu Rodica Anghel	6:20.70	Germany (GER) Dana Pyritz Susanne Schmidt Britta Holthaus Silke Günther Sandra Goldbach Maja Tucholke Anja Pyritz Lenka Wech Annina Ruppel	6:21.96	Belarus (BLR) Maryia Brel Tatsiana Haiduk Natalia Lialina Maryia Varona Natalia Helakh Inessa Zakharevskaya Yulia Bichik Olga Tratsevskaya Valentina Khokhlova	6:22.84

8.1.2. Rowing World Cup results 2001-2007 - International Events (Top 3 crews)

Men

Men's Coxed Pair (M2+)

Year	Location	1st	T	2nd	T	3rd	T
2004	Lucerne (SUI)	Great Britain (GBR) James Livingston Richard Egington Peter Rudge	7:08.17	Italy 3 (ITA) Lorenzo Porzio Gennaro Scala Alessandro Speranza	7:17.62		
2003	Lucerne (SUI)	Italy 1 (ITA) Massimo Cascone Piergiorgio Negrini	7:03.78	Italy 2 (ITA) Valerio Pinton Lorenzo Porzio	7:10.16	Egypt (EGY) Emara Abdo Masaad Shames Ahmed Mohamed Magdi Farrag	7:43.58
2002	Munich (GER)	Alessandro Speranza Germany (GER) Lars Krisch Andreas Werner Claus Müller-Gatermann	6:59.22	Gaetano Iannuzzi Romania (ROU) Cornel Nemtoc Ioan Florariu Marin Gheorghe	7:02.67		
2001	Munich (GER)	Romania (ROU) Cornel Nemtoc Ioan Florariu Marin Gheorghe	7:25.88	Czech Republic (CZE) Petr Blecha Jakub Makovicka Vladimir Petricek	7:28.21	Germany (GER) Hendrik Hirschfelder Dirk Meusel Olaf Kaska	7:32.30

Men's Lightweight Single Sculls (LM1x)

Year	Location	1st	T	2nd	T	3rd	T
2007	Lucerne (SUI)	New Zealand 1 (NZL) Duncan Grant	6:58.96	New Zealand 2 (NZL) Storm Uru	7:04.01	Netherlands 1 (NED) Jaap Schouten	7:05.59
2007	Amsterdam (NED)	New Zealand 1 (NZL) Duncan Grant	6:56.72	New Zealand 2 (NZL) Storm Uru	6:59.93	Netherlands 1 (NED) Jaap Schouten	7:02.11
2007	Linz (AUT)	Greece (GRE) Elias Pappas	7:11.95	Netherlands 1 (NED) Jaap Schouten	7:12.86	Netherlands 2 (NED) Alwin Snijders	7:15.88
2006	Lucerne (SUI)	Great Britain 1 (GBR) Zac Purchase	7:08.38	Canada 2 (CAN) Doug Vandor	7:13.70	Spain 1 (ESP) Juan Zunzunegui	7:14.55
2006	Poznan (POL)	Great Britain (GBR) Tim Male	7:24.12	Italy (ITA) Stefano Basalini	7:25.59	Czech Republic 2 (CZE) Michal Vabroušek	7:28.23
2006	Munich (GER)	Greece 2 (GRE) Vasileios Polymeros	7:04.02	France 1 (FRA) Frédéric Dufour	7:07.55	Great Britain (GBR) Mark Hunter	7:09.62
2005	Lucerne (SUI)	Japan 1 (JPN) Daisaku Takeda	7:03.80	Greece 2 (GRE) Vasileios Polymeros	7:04.05	Germany 1 (GER) Ingo Euler	7:04.69
2005	Munich (GER)	Germany (GER) Ingo Euler	7:49.28	Great Britain 2 (GBR) Zac Purchase	7:51.98	Netherlands (NED) Gerard van der Linden	7:55.13
2005	Eton (GBR)	Denmark 3 (DEN) Mads Rasmussen	7:38.75	Denmark 2 (DEN) Rasmus Quist	7:42.42	Great Britain 1 (GBR) Tim Male	7:46.39
2004	Lucerne (SUI)	Germany (GER) Peter Ording	7:05.82	Italy 1 (ITA) Stefano Basalini	7:07.21	Italy 3 (ITA) Emanuele Federici	7:11.09
2004	Munich (GER)	Germany (GER) Peter Ording	7:48.42	Denmark (DEN) Jakob Amstrup	7:49.41	Portugal 1 (POR) Luis Teixeira	7:53.69
2004	Poznan (POL)	Germany (GER) Peter Ording	7:11.78	Denmark (DEN) Jakob Amstrup	7:13.90	Portugal (POR) Luis Teixeira	7:16.00
2003	Lucerne (SUI)	Italy 1 (ITA) Stefano Basalini	6:53.70	Germany 1 (GER) Peter Ording	6:56.49	Hungary (HUN) Csaba Denes	6:59.05
2003	Munich (GER)	Germany 1 (GER) Peter Ording	7:20.15	Hungary (HUN) Csaba Denes	7:23.45	Spain (ESP) Carlos Lorient	7:23.66
2003	Milan (ITA)	Italy 1 (ITA) Stefano Basalini	7:06.40	Hungary (HUN) Csaba Denes	7:09.77	France (FRA) Pierre-Étienne Pollez	7:13.26
2002	Munich (GER)	Ireland (IRL) Sam Lynch	6:56.65	Czech Republic (CZE) Michal Vabroušek	6:57.97	Germany 1 (GER) Ingo Euler	7:00.79
2002	Lucerne (SUI)	Ireland 1 (IRL) Sam Lynch	7:00.24	Hungary (HUN) Tamas Varga	7:01.66	Japan (JPN) Daisaku Takeda	7:02.22
2002	Hazewinkel (BEL)	Czech Republic (CZE) Michal Vabroušek	7:08.82	China (CHN) Zhifu Zhu	7:10.00	Germany 1 (GER) Ingo Euler	7:11.68
2001	Munich (GER)	Ireland (IRL) Sam Lynch	7:08.95	Czech Republic (CZE) Michal Vabroušek	7:11.73	Hungary (HUN) Tamas Varga	7:15.93
2001	Vienna (AUT)	Czech Republic (CZE) Michal Vabroušek	9:24.59	Slovakia (SVK) Lubos Podstupka	9:27.47	Hungary (HUN) Tamas Varga	9:29.97
2001	Seville (ESP)	Ireland (IRL) Sam Lynch	7:29.56	Italy (ITA) Stefano Basalini	7:30.56	Czech Republic (CZE) Michal Vabroušek	7:32.23

Men's Lightweight Eight (LM8+)

Year	Location	1st	T	2nd	T	3rd	T
2007	Lucerne (SUI)	Germany (GER) Matthias Schömann-Finck Jost Schömann-Finck Martin Rückbrodt Ole Rückbrodt Björn Steinfurth Matthias Veit Lutz Ackermann Joel El-Qalqili Felix Erdmann	5:46.30	Italy (ITA) Dario Cerasola Giorgio Tuccinardi Livio La Padula Salvatore Di Somma Michele Savriè Martino Goretti Nicola Moriconi Fabrizio Gabriele Andrea Lenzi	5:48.39	Netherlands (NED) Pieter Bottema Michiel Jonkman Jolmer van der Sluis Reinoud de Groot Rutger Bruil Evert Leemreis Dennis Beemsterboer Maarten Tromp Peter Wiersum	5:49.06
2007	Amsterdam (NED)	Germany (GER) Joel El-Qalqili Martin Rückbrodt Ole Rückbrodt Lutz Ackermann Björn Steinfurth Matthias Veit Matthias Schömann-Finck Jost Schömann-Finck Felix Erdmann	5:43.94	Denmark (DEN) Christian Pedersen Daniel Graff Bjørn Sætterstrøm Jonas Thygesen Lasse Dittmann Jakob Amstrup Niels-Jørgen Gommesen Anders Christensen Nikolaj Thorball	5:46.52	Netherlands (NED) Pieter Bottema Michiel Jonkman Jolmer van der Sluis Reinoud de Groot Rutger Bruil Evert Leemreis Dennis Beemsterboer Maarten Tromp Peter Wiersum	5:46.74
2006	Lucerne (SUI)	Italy (ITA) Lorenzo Bertini Catello Amarante Livio La Padula Martino Goretti Michele Savriè Franco Sancassani Jiri Vlcek Fabrizio Gabriele Andrea Lenzi	5:45.73	Denmark (DEN) Kasper Jørgensen Asbjørn Joensen Christian Moelvig Jonas Thygesen Jens Martensen Martin Kristensen Mads Andersen Morten Jørgensen Frederik Baerentsen	5:47.51	Poland (POL) Tomasz Kowalik Lukasz Siemion Mariusz Stanczuk Jaroslaw Bielaszewski Jacek Wisniewski Maciej Madej Lukasz Pawlowski Cezary Mrozowicz Rafal Wozniak	5:48.89
2005	Lucerne (SUI)	Italy (ITA) Jiri Vlcek Daniele Danesin Michele Savriè Martino Goretti Luigi Scala Salvatore Di Somma Giuseppe Del Gaudio Fabrizio Gabriele Gianluca Barattolo	5:46.78	Ireland (IRL) Kenneth McDonald Dave Wallace Andrew Coleman Daniel O'Dowd Richard Coakley Johnny Devitt Siaghal McColgain Diarmaid McColgain Brendan Farrell	5:54.80	Japan (JPN) Shuya Matsuda Kazuyoshi Okamoto Yu Kataoka Takehiro Kubo Masayuki Yoshizaki Shinpei Murai Tatsuya Mizobe Yusuke Imai Makoto Nakasaka	5:58.00
2004	Lucerne (SUI)	Germany (GER) Markus Heidenreich Frank Mager Martin Franck Christian Gerlach Thorsten Schmidt Alexander Bernhardt Christian Dahlke Birger Schmidt Olaf Kaska	5:46.76	Italy (ITA) Luigi Scala Santino Faggioli Stefano De Piccoli Fabrizio Gabriele Ettore Di Taranto Carlo Gaddi Giuseppe Del Gaudio Bruno Pasqualini Gianluca Barattolo	5:49.39	Switzerland (SUI) Raffaele Alberti Moritz Hafner Marco Zahner Frédéric Hanselmann Daniel Lukac Simon Niepmann Lucas Gnos Marc Abegg Bernhard Meyer	5:55.85
2003	Lucerne (SUI)	Germany (GER) Bastian Seibt Martin Räder Joachim Drews Martin Hasse Carsten Borchardt Birger Schmidt Matthias Hobein Christian Dahlke Olaf Kaska	5:38.67	Italy (ITA) Luigi Scala Salvatore Di Somma Nicola Moriconi Alessandro Lodigiani Giuseppe Del Gaudio Carlo Grande Stefano Fraquelli Bruno Pasqualini Vincenzo Di Palma	5:41.79	Denmark (DEN) Mogens Jessen Jakob Amstrup Jens Martensen Bjarne Kallesøe Anders Bertelsen Rasmus Hjortshøj Niels-Jørgen Gommesen Morten Skov Hansen Oliver Blach	5:44.20
2002	Munich (GER)	Denmark (DEN) Mogens Jessen Anders Bertelsen Morten Riis Rasmus Hjortshøj Jesper Krogh Wojchciech Mazurkiewicz Mads Andersen Jakob Amstrup Oliver Blach	5:45.03	Germany (GER) Christian Gerlach Martin Räder Martin Fauck Joachim Drews Markus Pütz Matthias Hobein Sven Johannesmeier Christian Dahlke Jörg Dederding	5:46.37	Great Britain (GBR) Stewart Bates Richard Todd Steve Miles Simon Jones Tom Johnstone Peter Haining Nick Strange Alastair West James Haddow	5:48.87
2002	Lucerne (SUI)	Denmark (DEN) Mogens Jessen Wojchciech Mazurkiewicz Morten Riis Anders Bertelsen Rasmus Hjortshøj Stephan Mølviig Mads Andersen Jakob Amstrup Oliver Blach	5:44.26	Germany (GER) Lars Achtruth Frank Mager Joachim Drews Sven Johannesmeier Matthias Hobein Markus Pütz Christian Dahlke Martin Fauck Jörg Dederding	5:44.30	Netherlands (NED) Dirk Jan Voorn Tristan Kramers Michiel van der Horst Teun Hulskamp Jeroen Bart Hilckmann Wesley van Breda Michiel van Eupen Sjoerd Verhallen Roelof Naber	5:45.67

2001	Munich (GER)	Great Britain (GBR) Matt Beechey Stephen Lee Mike Hennessey Ned Kittoe James McGarva John Warnock Ben Webb Mark Hunter Christian Cormack	6:16.40	Netherlands (NED) Michiel van der Horst Eelke Westra Wolter Blankert Wesley van Breda Jeroen Bart Hilckmann Michiel van Eupen Frank Al Sjoerd Verhallen Niels van den Bovenkamp	6:17.99	Denmark (DEN) Morten Riis Stephan Mølvig Thomas Croft Buck Jens Kastberg Rasmus Hjortshøj Kenneth Bülow Jesper Krogh Morten Skov Hansen Oliver Blach	6:18.79
------	--------------	---	---------	--	---------	---	---------

Men's Coxed Four (M4+)

Year	Location	1st	T	2nd	T	3rd	T
2007	Lucerne (SUI)	Germany (GER) Florian Mennigen Stephan Koltzk Philipp Naruhn Mathias Flach Martin Sauer	6:12.89	Netherlands (NED) Christof Coenders Reinder Lubbers Sander Smulders Rogier Blink Hergen Meijer	6:16.49	Italy (ITA) Lorenzo Porzio Giovanni Lunardi Marco Resemini Francesco Fossi Gianluca Barattolo	6:26.85
2005	Lucerne (SUI)	Italy (ITA) Stefano Introzzi Paolo Loriato Sergio Canciani Marco Resemini Andrea Lenzi	6:17.87	Germany (GER) Toni Seifert Mathias Flach Johannes Doberschütz Jörg Diessner Martin Sauer	6:17.87	Netherlands 1 (NED) Martijn Nuijten Tjalling Knijff Roel Haen Floris Lievens David Smeets	6:30.75
2003	Lucerne (SUI)	Germany (GER) Arne Landgraf Mathias Flach Jan-Martin Bröer Klaus Rogge Felix Erdmann	6:11.71	Croatia (CRO) Ante Kusurin Ante Murer Petar Lovric Ivan Rebic Luka Travas	6:16.65	Italy (ITA) Valerio Massimo Paolo Loriato Sergio Canciani Mauro Mulazzani Gianluca Barattolo	6:17.29
2002	Munich (GER)	Germany (GER) Arne Landgraf Martin Zobelt Jan-Martin Bröer Klaus Rogge Stefan Lier	6:13.88	Slovenia (SLO) Miha Piriš Matija Pavšic Andrej Hrabar Tomaz Piriš Ziga Piriš	6:14.55	Croatia (CRO) Igor Boraska Ivan Jukic Oliver Martinov Ninoslav Saraga Luka Travas	6:16.64
2002	Lucerne (SUI)	Germany (GER) Arne Landgraf Martin Zobelt Jan-Martin Bröer Klaus Rogge Claus Müller-Gatermann	6:14.41	Italy (ITA) Massimo Cascone Lorenzo Porzio Sergio Canciani Edoardo Verzotti Gianluca Barattolo	6:15.36	Croatia (CRO) Ivan Jukic Igor Boraska Oliver Martinov Ninoslav Saraga Luka Travas	6:15.42
2001	Munich (GER)	Romania (ROU) Cosmin Bidireanu Petrica Bosneaga Costica Bosneaga Florian Tudor Marin Gheorghe	6:51.93	Germany (GER) Jan Westphalen Bastian Tesching Martin Zobelt Tobias Kühne Felix Erdmann	6:52.77	Slovenia (SLO) Peter Mizerit Tine Grden Matija Pavšic Andrej Hrabar Dimitri Kjstrin	6:56.09

Men's Lightweight Pair (LM2-)

Year	Location	1st	T	2nd	T	3rd	T
2007	Lucerne (SUI)	Italy (ITA) Armando Dell'Aquila Andrea Caianiello	6:39.23	Great Britain (GBR) Matt Beechey Daniel Harte	6:41.36	Germany 1 (GER) Felix Otto Stephan Mlecko	6:42.24
2007	Amsterdam (NED)	Great Britain (GBR) Matt Beechey Daniel Harte	6:42.10	Denmark (DEN) Kasper Winther Asbjørn Joensen	6:44.95	Belgium (BEL) Justin Gevaert Olivier Ek	6:46.39
2007	Linz (AUT)	Italy 1 (ITA) Andrea Caianiello Armando Dell'Aquila	6:45.33	Netherlands (NED) Roeland Lievens Paul Drewes	6:47.27	Great Britain (GBR) Matt Beechey Daniel Harte	6:48.68
2006	Lucerne (SUI)	Germany 1 (GER) Ole Rückbrodt Felix Otto	6:45.78	Spain 2 (ESP) Jesus Gonzalez Juan Manuel Florido	6:47.19	France 1 (FRA) Vincent Fauchaux Damien Margat	6:48.73
2006	Poznan (POL)	Great Britain 2 (GBR) Chris Bartley Richard Chambers	6:54.83	Germany (GER) Ole Rückbrodt Felix Otto	6:55.91	Great Britain 1 (GBR) Nick English Dave Currie	7:04.88
2006	Munich (GER)	Germany 1 (GER) Felix Otto Ole Rückbrodt	6:44.95	Australia (AUS) Tim Smith Tim O'Callaghan	6:46.61	Great Britain (GBR) Nick English Dave Currie	6:48.13
2005	Lucerne (SUI)	Chile 1 (CHI) Miguel Cerda Felipe Leal	6:41.61	Denmark 2 (DEN) Bo Helleberg Thomas Ebert	6:43.59	Italy (ITA) Catello Amarante Salvatore Amitrano	6:46.06
2005	Munich (GER)	Italy (ITA) Salvatore Amitrano Catello Amarante	7:20.16	Chile 1 (CHI) Felipe Leal Miguel Cerda	7:23.00	Great Britain 2 (GBR) Paul Mattick Daniel Harte	7:27.09
2005	Eton (GBR)	Denmark 2 (DEN) Bo Helleberg Thomas Ebert	7:11.20	Egypt (EGY) Ahmed Gad Hossam Azouz	7:12.99	Great Britain 2 (GBR) Nick English Daniel Harte	7:13.57
2004	Lucerne (SUI)	Italy (ITA) Nicola Moriconi Salvatore Di Somma	6:36.48	United States (USA) Simon Carcagno Mike Altman	6:37.48	Germany 2 (GER) Joachim Drews Jörg Lehnigk	6:41.06
2004	Munich (GER)	Italy (ITA) Nicola Moriconi Salvatore Di Somma	7:13.53	United States (USA) Simon Carcagno Steve Warner	7:16.83	Great Britain (GBR) Ben Webb John Warnock	7:18.24

2004	Poznan (POL)	France (FRA) Franck Solforosi Franck Bussiere	6:47.22	Great Britain (GBR) Ben Webb John Warnock	6:47.82	Switzerland (SUI) Marc Hafner Frédéric Hanselmann	6:50.84
2003	Lucerne (SUI)	Italy 1 (ITA) Franco Sancassani Carlo Gaddi	6:33.17	Germany (GER) Frank Mager Christian Gerlach	6:36.37	Denmark (DEN) Bo Brask Helleberg Mads Andersen	6:37.05
2003	Munich (GER)	Denmark (DEN) Bo Helleberg Mads Andersen	6:54.73	Germany (GER) Christian Gerlach Jochen Kühner	7:01.20	United States (USA) Eric Feins Erik Miller	7:04.88
2003	Milan (ITA)	Netherlands (NED) Karel Dormans Joeri de Groot	6:34.50	Denmark (DEN) Stephan Mølvig Mads Andersen	6:39.23	France (FRA) Alexis Saitta Nicolas Planque	6:40.32
2002	Munich (GER)	Chile (CHI) Miguel Cerda Christian Yantani	6:31.70	Ireland (IRL) Gearoid Towey Tony O'Connor	6:33.97	Romania (ROU) Constantin Vorniceanu Sorin Truscan	6:36.34
2002	Lucerne (SUI)	Ireland 1 (IRL) Gearoid Towey Tony O'Connor	6:33.82	Italy 2 (ITA) Carlo Gaddi Franco Sancassani	6:35.29	Chile (CHI) Miguel Cerda Christian Yantani	6:36.34
2002	Hazewinkel (BEL)	Great Britain 1 (GBR) Nick English Ned Kittoe	6:51.85	Netherlands 1 (NED) Jeroen Bart Hilckmann Wesley van Breda	6:52.61	Netherlands 2 (NED) Eelke Westra Michiel van Eupen	6:55.50
2001	Munich (GER)	Ireland (IRL) Gearoid Towey Tony O'Connor	7:10.60	Chile (CHI) Miguel Cerda Christian Yantani	7:12.27	Great Britain (GBR) Peter Haining Nick Strange	7:14.86
2001	Vienna (AUT)	Chile (CHI) Miguel Cerda Christian Yantani	8:39.30	Chile (CHI) Herbert Jans Jorge Morgenstern	8:55.25	Hungary (HUN) Zsolt Ladvenszky Peter Szabari	9:02.88
2001	Seville (ESP)	Denmark (DEN) Thomas Ebert Søren Madsen	7:00.00	Ireland (IRL) Gearoid Towey Tony O'Connor	7:04.23	Netherlands (NED) Simon Kolkman Robert van der Vooren	7:07.76

Men's Lightweight Quadruple Sculls (LM4x)

Year	Location	1st	T	2nd	T	3rd	T
2007	Lucerne (SUI)	Italy (ITA) Gardino Pellolio Daniele Gilardoni Luca Moncada Daniele Danesin	6:01.18	Germany 2 (GER) Kai Anspach Knud Lange Joachim Drews Alexander Bernhardt	6:03.26	Great Britain (GBR) Simon Jones Robert Williams Chris Bartley Dave Currie	6:04.65
2006	Lucerne (SUI)	Italy (ITA) Gardino Pellolio Daniele Gilardoni Luca Moncada Daniele Danesin	5:57.17	Germany 2 (GER) Kai Anspach Martin Rückbrodt Knud Lange Christoph Schregel	5:59.30	Germany 1 (GER) Joachim Drews Peter Krüger Nils Budde Ulf Lienhard	6:07.54
2005	Lucerne (SUI)	Italy (ITA) Gardino Pellolio Luca Moncada Daniele Gilardoni Filippo Mannucci	6:02.21	Belgium (BEL) Justin Gevaert François Libois Wouter van der Fraenen	6:05.13	Austria (AUT) Paul Sommeregger Christoph Engl Bernd Wakolbinger Uwe Daxböck	6:06.43
2005	Munich (GER)	Italy 1 (ITA) Gardino Pellolio Daniele Gilardoni Luca Moncada Filippo Mannucci	6:20.98	France (FRA) Franck Bussiere Mathieu Mallein Fabrice Moreau Pierre-Étienne Pollez	6:31.73	Italy 2 (ITA) Tommaso Balboni Giorgio Maran Luca Martin Daniele Danesin	6:35.56
2004	Lucerne (SUI)	Italy (ITA) Franco Sancassani Daniele Gilardoni Alessandro Lodigiani Marcello Miani	5:54.21	Germany (GER) Nils Budde Matthias Schömann-Finck Nils Ipsen Jens Wittwer	5:59.83	Netherlands (NED) Jaap Haartsen Michiel van der Horst Wolter Blankert Matthijs van Gool	6:02.60
2003	Lucerne (SUI)	Italy (ITA) Emanuele Federici Daniele Gilardoni Luca Moncada Filippo Mannucci	5:51.44	Germany (GER) Jörg Lehnigk Matthias Schömann-Finck Nils Ipsen Jens Wittwer	5:53.91	Australia 1 (AUS) Deon Birtwistle Michael McBryde Shane Broad Sam Beltz	5:58.50
2003	Munich (GER)	Germany (GER) Jörg Lehnigk Matthias Schömann-Finck Nils Ipsen Jens Wittwer	6:06.39	Netherlands (NED) Marten Bosma Wolter Blankert Dylan van der Linde Tristan Kramers	6:08.60	Switzerland (SUI) Nicolas Lätt Adrian Wicki Tim Eichmann Stephan Steiner	6:12.18
2002	Munich (GER)	Netherlands (NED) Wolter Blankert Vincent de Loos Dylan van der Linde Marten Bosma	5:55.11	Germany 1 (GER) Nils Budde Jens Wittwer Jörg Lehnigk Andreas Müller-Gatermann	5:56.76	Great Britain (GBR) Nick Wakefield Hugh Mackworth-Praed Stephen Lee Matt Beechey	5:57.59
2002	Lucerne (SUI)	Spain (ESP) José Antonio Martin Juan Luis Aguirre Carlos Lorient Alberto Dominguez	5:58.10	Great Britain (GBR) Nick Wakefield Hugh Mackworth-Praed Stephen Lee Matt Beechey	5:58.77	Netherlands (NED) Wolter Blankert Vincent de Loos Dylan van der Linde Marten Bosma	5:59.00
2002	Hazewinkel (BEL)	Spain (ESP) José Antonio Martin Jose Lopez Romero Miguel Milares	6:05.40	Greece (GRE)	6:10.90		
2001	Munich (GER)	Germany (GER) Konrad von Kottwitz Joachim Drews Sven Johannesmeier Michael Wieler	6:29.59	Spain (ESP) Carlos Lorient José Antonio Martin Juan Luis Aguirre Alberto Dominguez	6:31.84	Denmark (DEN) Michael Jessen Niels-Jørgen Gommesen Mads Andersen Jakob Amstrup	6:33.10

Women

Women's Four (W4-)

Year	Location	1st	T	2nd	T	3rd	T
2007	Lucerne (SUI)	Germany (GER) Nina Wengert Silke Günther Kerstin Naumann Nadine Schmutzler	6:45.16	Great Britain (GBR) Alice Freeman Rebecca Rowe Vicki Etiebet Vicky Myers	6:47.86	Italy (ITA) Anna Bonciani Cristina Romiti Carlotta Baratto Anita Pinto	6:48.87
2007	Amsterdam (NED)	Australia 2 (AUS) Robyn Selby Smith Natalie Bale Sarah Outhwaite Sarah Heard	6:31.06	Australia 1 (AUS) Phoebe Stanley Sonia Mills Emily Martin Victoria Roberts	6:34.69	China (CHN) Gao Yanhua Huang Meishuang Cheng Ran Yan Yanfeng	6:39.55
2006	Lucerne (SUI)	Germany (GER) Wilma Dressel Josephine Wartenberg Kerstin Naumann Lenka Wech	6:52.51	Denmark (DEN) Cecilie Christensen Karin Kjeldahl Sisse Johansen Lea Jacobsen	7:02.81		
2005	Lucerne (SUI)	China (CHN) Yan Na Ye Xiumei Yu Fei Wang Qiu	6:43.09	Germany (GER) Christina Gerking Wilma Dressel Kerstin Naumann Christiane Hölzel	6:46.66	Great Britain (GBR) Natasha Page Beth Rodford Natasha Howard Alison Knowles	6:48.46
2004	Lucerne (SUI)	Great Britain 2 (GBR) Natasha Page Beth Rodford Anna Bebington Alison Knowles	6:47.76	Denmark (DEN) Karin Kjeldahl Laila Ladefoged Catharina Gro Hansen Trine Larsen	6:49.71	Great Britain 1 (GBR) Ros Carslake Beverly Gough Jessica Eddie Lizzie Creighton	6:51.93
2003	Lucerne (SUI)	Australia 1 (AUS) Julia Wilson Kyeema Doyle Victoria Roberts	6:30.74	Netherlands (NED) Sarah Siegelaar Laura Posthuma Annemarieke van Rump	6:33.99	Germany (GER) Ulrike Stadlmayr Maren Derlien Sandra Goldbach	6:34.06
2002	Munich (GER)	Monique Heinke Australia 1 (AUS) Jane Robinson Julia Wilson Joanna Lutz Rachel Taylor	6:36.47	Helen Tanger Canada (CAN) Roslyn McLeod Rachelle De Jong Darcy Marquardt Pauline Van Roessel	6:39.25	Manuela Zander Australia 2 (AUS) Catriona Oliver Rebecca Sattin Jodi Winter Kyeema Doyle	6:42.58
2002	Lucerne (SUI)	Australia 1 (AUS) Jane Robinson Julia Wilson Joanna Lutz Rachel Taylor	6:35.63	China 1 (CHN) Guifeng Zhao Yang Cuiping Jing Han Xueling Feng	6:39.07	China 2 (CHN) Huanling Cong Chengxi Yu Cheng Ran Xiaohua Li	6:40.03
2002	Hazewinkel (BEL)	Germany (GER) Verena Lehmann Christiane Hölzel Anja Hannöver Anuschka Stojanowitsch	6:50.36	Great Britain (GBR) Nicole Scott Helen Fenoulhet Ali Barnes Kate MacKenzie	6:52.62		
2001	Munich (GER)	Australia (AUS) Jane Robinson Julia Wilson Joanna Lutz Victoria Roberts	6:56.81	New Zealand (NZL) Jackie Abraham Kate Robinson Rochelle Saunders Nicky Coles	7:00.06	Germany (GER) Yvonne Weckesser Anke Weiler Katharine Reimann Nicole Zimmermann	7:02.00

Women's Lightweight Single Sculls (LW1x)

Year	Location	1st	T	2nd	T	3rd	T
2007	Lucerne (SUI)	Netherlands (NED) Marit van Eupen	7:46.76	France (FRA) Bénédicte Luzuy	7:49.16	Denmark 2 (DEN) Maria Pertl	7:49.28
2007	Amsterdam (NED)	Netherlands (NED) Marit van Eupen	7:39.18	Austria (AUT) Michaela Taupe	7:40.87	Ireland 1 (IRL) Orla Duddy	7:43.74
2007	Linz (AUT)	Cuba 1 (CUB) Ismaray Marrero	7:57.46	Austria (AUT) Michaela Taupe	7:59.05	Germany 1 (GER) Laura Tasch	8:00.04
2006	Lucerne (SUI)	Netherlands (NED) Marit van Eupen	7:53.03	Switzerland 2 (SUI) Pamela Weisshaupt	7:56.53	Italy (ITA) Erika Bello	7:57.89
2006	Poznan (POL)	China (CHN) Yu Hua	8:15.28	Denmark (DEN) Katrin Olsen	8:17.35	Switzerland (SUI) Pamela Weisshaupt	8:19.34
2006	Munich (GER)	Canada (CAN) Tracy Cameron	7:54.52	Spain 1 (ESP) Teresa Mas de Xaxars	7:56.11	China 1 (CHN) Xu Dongxiang	7:57.46
2005	Lucerne (SUI)	Netherlands (NED) Marit van Eupen	7:50.50	Great Britain (GBR) Jo Hammond	7:52.08	Spain (ESP) Teresa Mas de Xaxars	7:55.44
2005	Munich (GER)	Croatia (CRO) Mirna Rajle	8:35.23	France (FRA) Bénédicte Luzuy	8:37.05	Czech Republic (CZE) Daniela Nachazelova	8:38.21
2005	Eton (GBR)	China (CHN) Yan Shimin	8:29.64	Cuba (CUB) Ismaray Marrero	8:29.98	Germany (GER) Mathilde Pauls	8:35.33
2004	Lucerne (SUI)	Germany 2 (GER) Nina Gaesler	7:42.79	Germany 1 (GER) Marie-Louise Dräger	7:44.37	Australia (AUS) Amber Halliday	7:47.27
2004	Munich (GER)	Germany 3 (GER) Nina Gaesler	8:34.51	Germany 1 (GER) Marie-Louise Dräger	8:37.17	China (CHN) Fu Fengjun	8:41.09
2004	Poznan (POL)	Poland (POL) Julia Michalska	7:50.84	China (CHN) Fu Fengjun	7:54.03	France (FRA) Adeline Gouelle	7:58.33

2003	Lucerne (SUI)	Croatia (CRO) Mirna Rajle	7:44.84	Ireland (IRL) Heather Boyle	7:47.46	Czech Republic (CZE) Daniela Nachazelova	7:47.80
2003	Munich (GER)	Germany (GER) Janet Radünzel	8:14.82	Denmark (DEN) Kirsten Kirk Jepsen	8:17.79	Tunisia 1 (TUN) Ibtissem Trimech	8:22.92
2003	Milan (ITA)	Great Britain 1 (GBR) Jo Hammond	7:45.77	Ireland (IRL) Sinead Jennings	7:47.92	Romania (ROU) Liliana Niga	7:56.42
2002	Munich (GER)	Czech Republic (CZE) Daniela Nachazelova	7:42.00	Netherlands 2 (NED) Kirsten van der Kolk	7:43.71	Croatia (CRO) Mirna Rajle	7:45.64
2002	Lucerne (SUI)	Great Britain 1 (GBR) Kirsten McClelland-Brooks	7:47.72	Croatia (CRO) Mirna Rajle	7:47.87	Romania (ROU) Monica Stan	7:50.84
2002	Hazewinkel (BEL)	Netherlands 1 (NED) Marit van Eupen	7:54.26	Great Britain (GBR) Kirsten McClelland-Brooks	7:59.22	Czech Republic (CZE) Daniela Nachazelova	8:02.48
2001	Munich (GER)	Finland (FIN) Laila Finska-Bezerra	7:51.54	Ireland (IRL) Sinead Jennings	7:53.36	Netherlands (NED) Miriam ter Beek	7:54.65
2001	Vienna (AUT)	Ireland (IRL) Sinead Jennings	9:57.40	Romania (ROU) Constanta Burcica	9:58.25	Argentina (ARG) Maria Julia Garisoain	10:17.31
2001	Seville (ESP)	Switzerland (SUI) Pia Vogel	8:01.53	Netherlands (NED) Miriam ter Beek	8:02.64	Ireland (IRL) Sinead Jennings	8:04.73

Women's Lightweight Pair (LW2-)

Year	Location	1st	T	2nd	T	3rd	T
2003	Lucerne (SUI)	Great Britain (GBR) Julia Warren Michelle Dollimore	7:31.56	Greece (GRE) Elpida Grigoriadou Angeliki Gremou	7:34.36	Hungary (HUN) Timea Petö Mercedes Petö	7:58.77
2002	Munich (GER)	Great Britain (GBR) Naomi Ashcroft Leonie Barron	7:31.41	Hungary (HUN) Timea Petö Mercedes Petö	7:44.75	Spain (ESP) Maria Almuedo Beatriz Casanueva	7:44.91
2001	Munich (GER)	Great Britain (GBR) Sarah Birch Jo Nitsch	8:07.01	Ireland (IRL) Rebecca Quinn Audrey Phelan	8:30.83	Poland (POL) Beata Malinowska Magdalena Kepska	8:21.00

Women's Lightweight Quadruple Sculls (LW4x)

Year	Location	1st	T	2nd	T	3rd	T
2007	Lucerne (SUI)	Great Britain (GBR) Sophie Hosking Laura Greenhalgh Mathilde Pauls Jane Hall	6:40.30	Netherlands (NED) Eeke Thomee Annelies Labots Katrien Hautvast Kirsten van der Kolk	6:42.29	Germany 1 (GER) Laura Brehler Julia Wolff Maren Ruße Kaja Brecht	6:46.41
2006	Lucerne (SUI)	Germany (GER) Anja Fölsch Katharina Von Khodolitsch Stefanie Primus Isa Gottwald	6:53.40	Spain (ESP) Esmeralda Santos Maceiras Mar Bosch Surroca Maria Almuedo Ana Malasana	6:57.82	China 1 (CHN) Jia Jangzheng Qin Xin Fu Fengjun Yu Hua	6:43.76
2005	Lucerne (SUI)	China 2 (CHN) Ou Shaoyan Wang Yanni Li Qian Zhou Weijuan	6:39.58	Denmark (DEN) Kirsten Kirk Jepsen Maria Pertl Katrin Olsen Juliane Elander Rasmussen	6:39.87	Great Britain (GBR) Sarah Birch Julia Warren Antonia Van Deventer Tanya Pollit	6:50.03
2004	Lucerne (SUI)	China (CHN) Kai Song Qingwei Shi Ying Xiang Mei Hou	6:42.02	Switzerland (SUI) Ariane Bänninger Nora Fiechter Lea Fluri Pamela Weissaupt	6:47.06	Netherlands (NED) Germany (GER) Berit Carow Stefanie Primus Katharina Von Khodolitsch	6:33.01
2003	Lucerne (SUI)	Australia (AUS) Bronwen Watson Sally Newmarch Marguerite Houston	6:29.67	Netherlands (NED) Mariel Pikkemaat Anne van Drumpt Danielle Broekhuizen	6:31.09	China (CHN) Sandra Schnitzer China (CHN) Zhou Huihua Chen Haixia Deng Yanping Zhou Weijuan	6:53.25
2003	Munich (GER)	Miranda Bennett Germany (GER) Nina Gaesler Stefanie Primus Katharina Von Khodolitsch Sandra Schnitzer	6:46.49	Netherlands (NED) Mariel Pikkemaat Danielle Broekhuizen Judith van Os Maud Klinkers	6:48.61	Denmark (DEN) Lise Kronborg Monique ten Buur Judith van Os Kirsten Kirk Jepsen	6:41.12
2002	Munich (GER)	Australia (AUS) Zita van der Walle Sharon Cummings Miranda Bennett Hannah Every	6:36.26	Netherlands (NED) Mariel Pikkemaat Anne van Drumpt Judith van Os Maud Klinkers	6:38.31	Denmark (DEN) Lise Kronborg Maria Pertl Kirsten Kirk Jepsen Susanne Antonsen	6:45.26
2002	Lucerne (SUI)	Great Britain (GBR) Tegwen Rooks Alison Eastman Jo Nitsch Sarah Birch	6:40.36	Netherlands (NED) Mariel Pikkemaat Judith van Os Aukje Zuidema Maud Klinkers	6:42.13	Denmark (DEN) Lise Kronborg Maria Pertl Kirsten Kirk Jepsen Susanne Antonsen	6:45.26
2001	Munich (GER)	Australia (AUS) Catriona Roach Amber Halliday Sally Causby Josephine Lips	7:16.78	Netherlands (NED) Mariel Pikkemaat Maud Klinkers Aukje Zuidema Hedi Poot	7:20.80	Denmark (DEN) Lise Kronborg Susanne Antonsen Karen Jensen	7:22.68

8.2. Statistics

8.2.1. All Time Rowing World Cup Medal Table by country (since 1997)

Rank	Country	G	S	B	Total	G(M)	S(M)	B(M)	T(M)	G(W)	S(W)	B(W)	T(W)
1	Germany	95	84	63	242	45	38	34	117	50	46	29	125
2	Great Britain	52	46	39	137	32	28	21	81	20	18	18	56
3	Romania	38	19	17	74	7	6	5	18	31	13	12	56
4	Italy	31	26	10	67	31	26	9	66	0	0	1	1
5	Denmark	27	13	19	59	21	5	9	35	6	8	10	24
6	Belarus	24	19	17	60	2	4	1	7	22	15	16	53
7	New Zealand	21	12	8	41	10	8	5	23	11	4	3	18
8	Canada	18	17	19	54	10	9	9	28	8	8	10	26
9	Australia	17	26	29	72	11	12	13	36	6	14	16	36
10	United States	14	12	23	49	6	5	8	19	8	7	15	30
11	Slovenia	13	8	14	35	13	8	14	35	0	0	0	0
12	Czech Republic	12	25	25	62	11	15	20	46	1	10	5	16
13	Russia	12	17	22	51	3	4	9	16	9	13	13	35
14	China	12	13	11	36	2	1	2	5	10	12	9	31
15	Ukraine	11	9	9	29	5	4	5	14	6	5	4	15
16	Netherlands	8	20	19	47	2	9	11	22	6	11	8	25
17	France	8	19	31	58	8	17	25	50	0	2	6	8
18	Norway	8	15	8	31	8	15	8	31	0	0	0	0
19	Croatia	8	9	5	22	8	9	5	22	0	0	0	0
20	Hungary	7	6	6	19	7	6	4	17	0	0	2	2
21	Switzerland	6	10	9	25	5	9	7	21	1	1	2	4
22	Poland	6	7	16	29	6	7	11	24	0	0	5	5
23	Austria	5	6	8	19	5	6	8	19	0	0	0	0
24	Estonia	5	2	2	9	5	2	2	9	0	0	0	0
25	Bulgaria	4	5	5	14	0	1	1	2	4	4	4	12
26	Ireland	3	2	4	9	3	2	3	8	0	0	1	1
27	Lithuania	2	6	1	9	2	0	0	2	0	6	1	7
28	Serbia and Montenegro	2	3	1	6	2	3	1	6	0	0	0	0
29	South Africa	1	3	4	8	1	2	3	6	0	1	1	2
30	Sweden	1	1	6	8	0	0	1	1	1	1	5	7
31	Finland	1	1	0	2	0	0	0	0	1	1	0	2
32	Belgium	1	0	2	3	1	0	2	3	0	0	0	0
33	Egypt	0	3	4	7	0	3	4	7	0	0	0	0
34	Greece	0	2	2	4	0	2	2	4	0	0	0	0
35	Japan	0	2	1	3	0	2	1	3	0	0	0	0
36	Cuba	0	1	3	4	0	0	2	2	0	1	1	2
37	Spain	0	1	2	3	0	1	1	2	0	0	1	1
38	Other	0	1	1	2	0	1	0	1	0	0	1	1
39	Brazil	0	0	2	2	0	0	2	2	0	0	0	0
=40	Argentina	0	0	1	1	0	0	1	1	0	0	0	0
=40	Chile	0	0	1	1	0	0	1	1	0	0	0	0
=40	Latvia	0	0	1	1	0	0	0	0	0	0	1	1
	TOTAL	473	471	470	1414	272	270	270	812	201	201	200	602

* As of February 4th 2003 Yugoslavia (YUG) was named Serbia and Montenegro (SCG).

Ranking determined by total gold, then silver, then bronze medals

Legend:

G - Gold, S - Silver, B - Bronze, T - Total, (M) - Men, (W) - Women

8.2.2. All Time Rowing World Cup Medal Table by athlete - Men (since 1997)

5 or more gold medals

Rank	Name	Country	Gold	Silver	Bronze	Total	Event(s)	First gold	Last gold
1	Eskild Ebbesen	DEN	16	1	1	18	L4-	1997	2004
1	Thomas Ebert	DEN	16	1	1	18	L4-	1997	2004
3	James Cracknell	GBR	15	1	2	18	2-,4-,8+	1997	2003
3	Matthew Pinsent	GBR	15	1	2	18	2-,4-	1997	2004
5	Iztok Cop	SLO	12	7	6	25	1x,2x,4x	1997	2006
6	Peter Thiede	GER	11	7	5	23	8+	1997	2006
7	Steve Williams	GBR	11	6	3	20	2-,4-,8+	2001	2007
8	Leonardo Pettinari	ITA	11	3	0	14	L2x	1997	2005
9	Marcel Hacker	GER	10	5	4	19	1x,4x	1997	2005
10	Thomas Poulsen	DEN	10	0	0	10	L4-	1997	2001
11	Elia Luini	ITA	9	3	2	14	L2x,L4-	2000	2006
12	Alex Partridge	GBR	9	0	2	11	4-,8+	2004	2007
13	Steve Redgrave	GBR	9	0	0	9	4-	1997	2000
13	Victor Feddersen	DEN	9	0	0	9	L4-	1997	1999
15	Ulf Siemes	GER	8	7	4	19	8+	2002	2006
16	Thorsten Engelmann	GER	8	7	2	17	8+	2002	2006
17	Stephan Koltzk	GER	8	6	2	16	8+	2002	2006
18	Ingo Euler	GER	8	4	2	14	L2x	1997	2001
19	Andrew Hodge	GBR	8	1	1	10	4-,8+	2005	2007
20	Peter Reed	GBR	8	1	0	9	4-,8+	2005	2007
21	Sebastian Schulte	GER	7	7	2	16	8+	2002	2006
22	Enrico Schnabel	GER	7	6	4	17	8+	1997	2003
23	Ondrej Synek	CZE	7	3	4	14	1x,2x	2002	2007
24	Robert Sens	GER	7	2	5	14	2-,2x,4x,8+	1997	2006
25	Olaf Tufte	NOR	6	8	4	18	1x,2x	1999	2006
26	Jörg Diessner	GER	6	7	3	16	8+	1998	2006
27	Niksa Skelin	CRO	6	5	1	12	2-,8+	2000	2005
27	Sinisa Skelin	CRO	6	5	1	12	2-,8+	2000	2005
29	Sebastian Thormann	GER	6	3	6	15	4-,8+	1997	2003
30	Adam Korol	POL	6	3	4	13	2x,4x	2001	2007
30	Luka Spik	SLO	6	3	4	13	1x,2x,4x	1999	2006
30	Marek Kolbowicz	POL	6	3	4	13	2x,4x	2001	2007
33	Bernhard Rühling	GER	6	3	1	10	L2x	1997	1999
34	Rossano Galtarossa	ITA	6	3	0	9	2x,4x	1998	2004
35	Tim Foster	GBR	6	2	0	8	4-,8+	1997	2000
36	Hans Thor Kristensen	DEN	6	1	2	9	L4-	2001	2004
37	Kevin Light	CAN	6	1	1	8	2-,4-,8+	2001	2007
38	Drew Ginn	AUS	6	0	0	6	2-	1998	2007
39	Milan Dolecek Jr	CZE	5	5	3	13	2x,4x	2002	2006
40	Bernd Heidicker	GER	5	4	4	13	4-,8+	2002	2006
40	Philipp Stürer	GER	5	4	4	13	4-,8+	2002	2006

42	Cornel Nemtoc	ROU	5	4	2	11	4-,8+	1998	2004
42	Florin Corbeanu	ROU	5	4	2	11	2-,4-,8+	1998	2004
44	Jean-Christophe Bette	FRA,	5	4	0	9	8+,L4-	2000	2005
45	Ákos Haller	HUN	5	3	3	11	2x	2001	2002
45	Leonid Shaposhnikov	UKR	5	3	3	11	4x	2000	2002
45	Oleg Likov	UKR	5	3	3	11	4x	2000	2002
45	Tibor Petö	HUN	5	3	3	11	2x	2001	2002
49	Andrei Banica	ROU	5	3	1	9	8+	1998	2001
50	Alessio Sartori	ITA	5	3	0	8	2x,4x,8+	1998	2004
51	Edward Coode	GBR	5	2	4	11	2-,4-,8+	1999	2004
51	Mads Rasmussen	DEN	5	2	4	11	L2x	2004	2007
51	Marco Geisler	GER	5	2	4	11	4x	1997	2004
51	Rasmus Quist	DEN	5	2	4	11	L2x	2004	2007
55	Gheorghe Pirvan	ROU	5	2	0	7	8+	1998	2001
56	Stephan Volkert	GER	5	0	5	10	2x,4x	1997	2004
57	Adam Kreek	CAN	5	0	1	6	8+	2003	2007
57	Jueri Jaanson	EST	5	0	1	6	1x,2x,4x	2004	2007

8.2.3. All Time Rowing World Cup Medal Table by athlete - Women (since 1997)

5 or more gold medals

Rank	Name	Country	Gold	Silver	Bronze	Total	Event(s)	First gold	Last gold
1	Georgeta Andrunache	ROU	22	4	2	28	2-,8+	1997	2004
2	Ekaterina Karsten	BLR	20	3	2	25	1x,2x,4x	1997	2007
3	Viorica Susanu	ROU	18	3	3	24	2-,8+	1997	2004
4	Manuela Lutze	GER	14	8	1	23	2x,4x	1997	2004
5	Frances Houghton	GBR	12	3	1	16	2x,4x	2001	2007
6	Katherine Grainger	GBR	11	4	6	21	2-,4x	2000	2007
7	Kathrin Boron	GER	11	4	3	18	1x,2x,4x	1997	2003
8	Debbie Flood	GBR	10	4	1	15	2x,4x	2001	2007
9	Doina Ignat	ROU	10	3	2	15	2-,8+	1997	2003
10	Claudia Blasberg	GER	10	2	2	14	L2x	1998	2004
11	Elena Georgescu	ROU	9	3	2	14	8+	1997	2000
12	Ioana Olteanu	ROU	9	2	1	12	8+	1997	2000
13	Kerstin El Qalqili	GER	8	6	3	17	2x,4x	1999	2001
14	Georgina Evers-Swindell	NZL	8	3	2	13	1x,2x,4x	2000	2007
15	Caroline Evers-Swindell	NZL	8	3	1	12	2x,4x	2000	2007
16	Veronica Cochela-Cogeanu	ROU	8	3	0	11	2-,2x,8+	1997	2000
17	Magdalena Dumitrache	ROU	8	2	1	11	8+	1998	2003
18	Jana Thieme	GER	8	1	0	9	2x,4x	1997	2000
18	Meike Evers	GER	8	1	0	9	2x,4x	1997	2004
20	Annina Ruppel	GER	7	5	3	15	8+	2001	2007
21	Irina Fedotova	RUS	7	5	2	14	1x,2x,4x	1998	2005
21	Nicole Zimmermann	GER	7	5	2	14	2-,8+	2002	2007
23	Silke Günther	GER	6	5	3	14	2-,8+	1998	2004
24	Katrin Rutschow-Stomporowski	GER	6	5	2	13	1x,2x	1997	2004
25	Anja Pyritz	GER	6	5	1	12	8+	1998	2004
26	Dana Pyritz	GER	6	4	0	10	8+	1998	2004
27	Cath Bishop	GBR	6	3	5	14	2-,8+	1998	2004
27	Sarah Winckless	GBR	6	3	5	14	2x,4x,8+	2000	2006
29	Liliana Gafencu	ROU	6	1	1	8	8+	1997	2003
29	Manja Kowalski	GER	6	1	1	8	1x,2x,4x	1999	2001
31	Peggy Waleska	GER	5	7	2	14	1x,2x,4x	2000	2004
32	Elke Hipler	GER	5	7	1	13	2-,8+	1998	2007
33	Susanne Schmidt	GER	5	6	2	13	2x,4x,8+	2001	2004
34	Lenka Wech	GER	5	5	3	13	2-,8+	2001	2007
35	Rodica Anghel	ROU	5	5	1	11	8+	2001	2006
36	Britta Holthaus	GER	5	4	1	10	2x,8+	2001	2004
37	Olena Ronzhina	UKR	5	3	2	10	2x,4x	1999	2003
38	Anna Mickelson	USA	5	2	1	8	2-,4x,8+	2003	2006
39	Tatjana Kolesnikova	UKR	5	1	3	9	4x	2001	2003
40	Constanta Burcica	ROU	5	1	2	8	L2x	1999	2000
41	Mary Whipple	USA	5	1	1	7	8+	2003	2007
42	Angela Cazac	ROU	5	1	0	6	8+	1997	1998
43	Doina Spircu	ROU	5	0	2	7	4x,8+	1997	2001

8.2.4. All Time Rowing World Cup Medal Tables per event (since 1997)

Men's Single Sculls (M1x)

Rank	Country	Gold	Silver	Bronze	Total	First medal	Last medal
1	Czech Republic	4	2	3	9	1998	2007
2	Norway	2	4	1	7	1997	2007
3	Germany	2	1	2	5	2000	2005
4	Slovenia	1	2	1	4	1997	2003
5	Great Britain	1	1	0	2	2006	2007
6	Switzerland	1	0	0	1	1998	2000
7	New Zealand	0	2	2	4	1999	2007
8	Egypt	0	2	0	2	1997	1998
	TOTAL	11	14	9	34		

Men's Pair (M2-)

Rank	Country	Gold	Silver	Bronze	Total	First medal	Last medal
1	Great Britain	3	2	2	7	1997	2007
2	Croatia	3	2	1	6	1997	2007
3	Italy	2	1	1	4	2000	2005
4	Australia	1	1	1	3	1998	2007
5	Germany	1	0	4	5	1998	2006
6	Lithuania	1	0	0	1	1997	1997
6	Serbia and Montenegro	1	0	0	1	2000	2006
8	New Zealand	0	3	0	3	2005	2007
9	South Africa	0	1	1	2	2001	2003
10	Czech Republic	0	0	2	2	2002	2003
10	France	0	0	2	2	1997	2007
	TOTAL	12	10	14	36		

Men's Double Sculls (M2x)

Rank	Country	Gold	Silver	Bronze	Total	First medal	Last medal
1	Norway	3	1	1	5	1997	2005
2	Germany	2	1	1	4	1997	2006
3	Hungary	2	0	1	3	2000	2002
4	Italy	1	2	0	3	1998	2005
5	France	1	1	2	4	1999	2007
6	Czech Republic	1	1	1	3	1998	2003
7	Estonia	1	0	1	2	2004	2007
8	Slovenia	0	2	1	3	1999	2007
9	Great Britain	0	2	0	2	2006	2007
10	Denmark	0	1	0	1	1999	1999
10	Switzerland	0	1	0	1	2001	2001
12	Australia	0	0	1	1	1997	1997
12	Belgium	0	0	1	1	2001	2001
12	Russia	0	0	1	1	2005	2005
12	Ukraine	0	0	1	1	2003	2003
	TOTAL	11	12	12	35		

Men's Four (M4-)

Rank	Country	Gold	Silver	Bronze	Total	First medal	Last medal
1	Great Britain	7	3	1	11	1997	2007
2	Germany	2	1	1	4	1997	2006
3	Netherlands	1	0	1	2	2005	2007
4	Romania	1	0	0	1	1998	1998
4	United States	1	0	0	1	2001	2004
6	Slovenia	0	1	3	4	2001	2006
7	Italy	0	1	2	3	2000	2003
8	New Zealand	0	1	1	2	2000	2007
9	Australia	0	1	0	1	1998	1998
9	Canada	0	1	0	1	2001	2004
9	Denmark	0	1	0	1	2005	2005
9	Norway	0	1	0	1	1999	1999
13	France	0	0	2	2	1997	2002
14	Poland	0	0	1	1	1999	1999
	TOTAL	12	11	12	35		

Men's Lightweight Double Sculls (LM2x)

Rank	Country	Gold	Silver	Bronze	Total	First medal	Last medal
1	Germany	4	1	2	7	1997	2006
2	Italy	3	3	1	7	1997	2006
3	Switzerland	1	2	1	4	1997	2001
4	France	1	1	3	5	1997	2005
5	Denmark	1	1	1	3	2002	2007
5	Hungary	1	1	1	3	2003	2007
7	Great Britain	0	1	1	2	2001	2007
8	Greece	0	1	0	1	1999	1999
9	United States	0	0	1	1	2003	2003
	TOTAL	11	11	11	33		

Men's Lightweight Four (LM4-)

Rank	Country	Gold	Silver	Bronze	Total	First medal	Last medal
1	Denmark	6	1	0	7	1997	2004
2	France	1	3	1	5	1997	2005
3	Austria	1	2	1	4	1998	2002
4	Ireland	1	2	0	3	2004	2006
5	Italy	1	1	2	4	2000	2004
6	Great Britain	1	0	0	1	2007	2007
7	Germany	0	2	1	3	1997	2006
8	China	0	1	0	1	2007	2007
9	Netherlands	0	0	3	3	1999	2007
10	Australia	0	0	2	2	1998	2006
	TOTAL	11	12	10	33		

Men's Quadruple Sculls (M4x)

Rank	Country	Gold	Silver	Bronze	Total	First medal	Last medal
1	Poland	2	2	1	5	2001	2007
2	Czech Republic	2	1	2	5	2003	2007
3	Austria	2	1	0	3	1998	2000
3	Ukraine	2	1	0	3	1998	2002
5	Germany	1	1	3	5	1997	2006
6	Belarus	1	1	1	3	1997	2004
7	Switzerland	1	0	0	1	1999	1999
8	Italy	0	2	1	3	1998	2002
9	Estonia	0	1	1	2	2004	2005
9	Netherlands	0	1	1	2	2000	2001
9	Russia	0	1	1	2	1997	2007
12	France	0	1	0	1	2007	2007
13	Great Britain	0	0	1	1	2005	2005
	TOTAL	11	13	12	36		

Men's Eight (M8+)

Rank	Country	Gold	Silver	Bronze	Total	First medal	Last medal
1	Germany	6	0	0	6	1997	2006
2	Great Britain	2	3	1	6	1997	2007
3	Romania	2	2	1	5	1997	2004
4	Canada	1	1	1	3	2003	2007
5	Croatia	0	3	1	4	2000	2003
6	Italy	0	1	1	2	2003	2005
6	Poland	0	1	1	2	2005	2006
8	Australia	0	0	3	3	1997	2006
9	Russia	0	0	2	2	1998	1999
10	China	0	0	1	1	2007	2007
10	Netherlands	0	0	1	1	2004	2004
	TOTAL	11	11	13	35		

Women's Single Sculls (W1x)

Rank	Country	Gold	Silver	Bronze	Total	First medal	Last medal
1	Belarus	6	1	1	8	1997	2007
2	Russia	3	2	1	6	1998	2003
3	Germany	3	1	1	5	2000	2004
4	Czech Republic	2	3	1	6	2002	2007
5	Denmark	0	2	0	2	1997	1998
6	France	0	1	1	2	2005	2006
7	China	0	1	0	1	2000	2007
8	Bulgaria	0	0	2	2	1997	2002
9	Sweden	0	0	1	1	1998	1998
	TOTAL	14	11	8	33		

Women's Pair (W2-)

Rank	Country	Gold	Silver	Bronze	Total	First medal	Last medal
1	Great Britain	4	1	1	6	1997	2004
2	Romania	3	2	0	5	1997	2004
3	New Zealand	2	0	0	2	2005	2007
4	Belarus	1	2	1	4	2001	2005
5	Germany	1	1	2	4	1999	2006
6	Australia	0	3	3	6	1997	2007
7	Canada	0	1	1	2	1998	2006
7	United States	0	1	1	2	2006	2007
9	Denmark	0	1	0	1	1998	1998
9	Russia	0	1	0	1	1997	1997
9	South Africa	0	1	0	1	2002	2002
	TOTAL	11	14	9	34		

Women's Double Sculls (W2x)

Rank	Country	Gold	Silver	Bronze	Total	First medal	Last medal
1	Germany	7	2	1	10	1997	2007
2	Great Britain	2	0	3	5	1997	2006
3	Netherlands	1	1	0	2	1998	1999
4	Bulgaria	1	0	0	1	2005	2005
4	China	1	0	0	1	2007	2007
6	New Zealand	0	2	1	3	2000	2007
7	Switzerland	0	2	0	2	1997	1998
8	Lithuania	0	1	2	3	1997	2002
9	Denmark	0	1	0	1	2001	2001
9	Russia	0	1	0	1	2003	2003
11	Australia	0	0	1	1	2005	2005
11	Czech Republic	0	0	1	1	2006	2006
11	France	0	0	1	1	1999	1999
11	Hungary	0	0	1	1	2003	2003
11	United States	0	0	1	1	2000	2000
	TOTAL	12	10	12	34		

Women's Lightweight Double Sculls (LW2x)

Rank	Country	Gold	Silver	Bronze	Total	First medal	Last medal
1	Germany	3	5	1	9	1997	2005
2	Romania	3	0	1	4	1997	2001
3	Denmark	2	1	0	3	1997	2007
4	China	1	2	1	4	2003	2007
5	Netherlands	1	1	1	3	2002	2004
6	Great Britain	1	1	0	2	1998	2002
7	Finland	0	2	0	2	2005	2006
7	Poland	0	2	0	2	2005	2006
9	Ireland	0	1	0	1	2006	2006
10	Canada	0	0	2	2	1997	2007
11	Sweden	0	0	1	1	1997	1999
11	Switzerland	0	0	1	1	2000	2000
11	United States	0	0	1	1	2001	2001
	TOTAL	11	15	9	35		

Women's Quadruple Sculls (W4x)

Rank	Country	Gold	Silver	Bronze	Total	First medal	Last medal
1	Germany	5	5	0	10	1997	2007
2	Great Britain	4	2	2	8	1999	2007
3	Ukraine	1	3	0	4	1997	2005
4	Belarus	1	1	0	2	1998	1999
5	Denmark	0	0	4	4	1997	2004
6	Russia	0	0	3	3	2000	2006
7	China	0	0	2	2	2006	2007
8	United States	0	0	1	1	2003	2003
	TOTAL	11	11	12	34		

Women's Eight (W8+)

Rank	Country	Gold	Silver	Bronze	Total	First medal	Last medal
1	Romania	6	3	1	10	1997	2006
2	Germany	3	2	2	7	1997	2007
3	United States	2	0	0	2	2003	2007
4	Belarus	0	4	2	6	1997	2002
5	Netherlands	0	2	2	4	1999	2007
6	Australia	0	1	0	1	2005	2005
6	China	0	1	0	1	2005	2005
8	Great Britain	0	0	3	3	1998	2007
	TOTAL	11	13	10	34		

8.2.5. Overall Rowing World Cup Standings per year since 1997

2007

Place	Team	Points
1	Great Britain	161
2	Germany	112
3	China	101
4	France	80
5	New Zealand	78
6	Czech Republic	68
7	Netherlands	66
=8	Canada	53
=8	Australia	53
10	Denmark	51
11	United States	45
=12	Belarus	37
=12	Poland	37
14	Italy	34
15	Estonia	21
=16	Romania	19
=16	Russia	19
18	Slovenia	18
=19	Croatia	15
=19	Norway	15
21	Sweden	12
22	Hungary	11
23	Greece	10
24	Bulgaria	8
=25	Switzerland	6
=25	Ukraine	6
27	Ireland	5
=28	Japan	4
=28	South Africa	4
=30	Finland	3
=30	Slovakia	3
=32	Austria	2
=32	Serbia	2

2006

Place	Team	Points
1	Germany	166
2	Great Britain	141
3	Australia	83
4	Czech Republic	69
5	China	59
6	New Zealand	56
7	Belarus	51
8	Italy	47
9	France	45
=10	Netherlands	39
=10	Poland	39
12	United States	38
13	Romania	35
=14	Ireland	34
=14	Russia	34
=16	Canada	27
=16	Slovenia	27
18	Denmark	25
19	Sweden	20
20	Hungary	17
21	Norway	16
22	Serbia and Montenegro	14
=23	Egypt	10
=23	Ukraine	10
=25	Finland	9
=25	Greece	9
=25	Switzerland	9
28	Estonia	7
=29	Croatia	5
=29	Cuba	5
=29	Japan	5
=29	South Africa	5
=33	Argentina	2
=33	Portugal	2
35	Austria	1

2005

Place	Team	Points
1	Germany	153
2	Great Britain	111
3	Italy	73
4	Czech Republic	64
5	Poland	57
=6	New Zealand	55
=6	Russia	55
8	Belarus	54
9	France	51
10	Netherlands	43
11	Australia	41
=12	Romania	31
=12	Ukraine	31
14	China	30
15	Bulgaria	29
16	Denmark	25
17	Canada	24
18	Ireland	23
19	Croatia	22
=20	Hungary	21
=20	Slovenia	21
22	Norway	19
23	Estonia	16
24	Finland	14
25	Sweden	11
26	United States	10
27	Spain	9
28	Switzerland	8
29	Slovakia	7
30	Japan	6
31	Serbia and Montenegro	4
=32	Cuba	3
=32	Egypt	3
=32	Greece	3
=35	Latvia	2
=35	Lithuania	2
=35	Portugal	2
=38	Belgium	1
=38	South Africa	1

2004

Place	Team	Points
1	Germany	189
2	Great Britain	92
3	Italy	80
4	Canada	78
=5	Czech Republic	58
=5	Netherlands	58
7	United States	54
8	Belarus	50
=9	Denmark	46
=9	Romania	46
11	France	42
12	Slovenia	35
=13	Estonia	29
=13	Poland	29
=13	Russia	29
16	Australia	23
=17	China	22
=17	Norway	22
=19	Croatia	17
=19	Hungary	17
=19	New Zealand	17
22	Switzerland	15
23	Bulgaria	14
24	Belgium	13
25	Ireland	11
26	Serbia and Montenegro	10
27	South Africa	8
28	Argentina	6
29	Egypt	6
=30	Chile	5
=30	Spain	5
=30	Greece	5
=33	Austria	4
=33	Finland	4
=33	Sweden	4
=33	Ukraine	4
=37	Japan	1
=37	Slovakia	1

2003

Place	Team	Points
1	Germany	198
2	Great Britain	97
3	Italy	87
4	Czech Republic	77
5	United States	65
6	Netherlands	54
7	Soviet Union	52
8	Belarus	46
9	Romania	41
=10	Australia	39
=10	Denmark	39
12	Slovenia	36
13	Canada	35
14	Ukraine	32
15	France	31
16	Hungary	28
=17	Poland	23
=17	Croatia	23
=17	China	23
20	Bulgaria	18
=21	New Zealand	16
=21	Austria	16
23	Switzerland	13
24	Spain	12
=25	South Africa	11
=25	Japan	11
27	Norway	7
=28	Greece	6
=28	Serbia and Montenegro	6
=30	Chile	5
=30	Egypt	5
=30	Ireland	5
=30	Lithuania	5
34	Cuba	3
=35	Estonia	2
=35	Argentina	2
=37	Venezuela	1
=37	Sweden	1

2002

Place	Team	Points
1	Germany	211
2	Great Britain	103
3	Italy	74
4	Czech Republic	69
5	Australia	68
6	Ukraine	57
7	Romania	55
8	Belarus	53
=9	Denmark	51
=9	France	51
11	Netherlands	42
12	Russia	40
13	Hungary	33
14	Croatia	27
15	Poland	26
16	Slovenia	25
17	Canada	24
18	South Africa	23
19	United States	21
20	Lithuania	19
21	Norway	18
22	Austria	17
23	Greece	13
24	New Zealand	11
25	Bulgaria	9
26	Egypt	8
27	Estonia	7
=28	Yugoslavia	5
=28	Spain	5
=28	Sweden	5
=31	Latvia	2
=31	Ireland	2
=31	Japan	2
34	Finland	1

2001

Place	Team	Points
1	Germany	172
2	Great Britain	147
3	Belarus	78
4	United States	77
5	Denmark	75
6	Romania	72
7	France	57
8	Canada	52
9	Switzerland	50
10	Poland	43
11	Netherlands	40
12	Czech Republic	36
=13	Slovenia	33
=13	Hungary	33
15	Ukraine	30
=16	Italy	29
=16	Austria	29
18	Russia	28
19	Norway	27
20	Australia	26
21	Croatia	24
22	Cuba	22
23	Spain	20
24	China	17
25	Lithuania	16
=26	Argentina	13
=26	South Africa	13
=26	Belgium	13
29	Brazil	12
=30	Greece	11
=30	New Zealand	11
=30	Egypt	11
=33	Yugoslavia	9
=33	Bulgaria	9
=35	Mexico	8
=35	Sweden	8
37	Estonia	6
38	Chile	4
39	Slovakia	3
40	Japan	1

2000

Place	Team	Points
1	Germany	143
2	Australia	100
3	Great Britain	93
4	Romania	86
5	Italy	77
6	France	68
7	United States	48
8	Netherlands	45
=9	Canada	44
=9	New Zealand	44
11	Austria	41
12	Belarus	38
13	Switzerland	37
14	Russia	34
15	China	30
16	Norway	29
17	Slovenia	24
=18	Czech Republic	23
=18	Ukraine	23
20	Denmark	22
=21	Lithuania	19
=21	Poland	19
23	Hungary	18
24	Croatia	17
25	South Africa	9
=26	Bulgaria	8
=26	Yugoslavia	8
28	Egypt	6
=29	Ireland	5
=29	Estonia	5
31	Greece	3
=32	Sweden	2
=32	Latvia	2
=32	Portugal	2
=35	Japan	1
=35	Slovakia	1

1999

Place	Team	Points
1	Germany	136
2	Great Britain	123
3	Romania	78
4	Netherlands	73
5	France	71
6	Canada	69
7	Denmark	68
8	Russia	56
9	Belarus	47
10	Switzerland	43
11	Norway	40
12	Australia	37
=13	Greece	29
=13	Slovenia	29
=13	China	29
16	Austria	25
=17	Croatia	23
=17	Czech Republic	23
19	Ukraine	22
20	Italy	20
21	United States	19
22	New Zealand	16
23	Hungary	15
24	Poland	14
=25	Sweden	12
=25	Bulgaria	12
27	South Africa	11
28	Egypt	10
29	Lithuania	9
30	Belgium	8
31	Latvia	5
=32	Spain	2
=32	Yugoslavia	2
=32	Brazil	2

1998

Place	Team	Points
1	Germany	137
2	Great Britain	112
3	Denmark	93
4	Australia	86
5	Romania	77
6	Russia	69
7	Italy	60
8	Switzerland	57
9	Belarus	39
10	Czech Republic	37
11	Austria	36
12	Norway	35
13	Sweden	33
=14	Ukraine	28
=14	Netherlands	28
=16	United States	27
=16	France	27
18	Poland	24
19	Canada	21
20	Lithuania	20
21	New Zealand	19
=22	Slovenia	17
=22	Egypt	17
=24	Hungary	16
=24	Croatia	16
26	China	9
=27	Spain	8
=27	Latvia	8
=29	Bulgaria	5
=29	Belgium	5
31	Portugal	2
=32	Brazil	1
=32	Estonia	1

1997

Place	Team	Points
1	Germany	211
2	Great Britain	99
3	Romania	88
4	Denmark	74
5	France	70
6	Australia	61
7	Belarus	60
8	Russia	44
9	Norway	38
10	Switzerland	33
11	Lithuania	32
12	Poland	31
13	Sweden	30
=14	Ukraine	27
=14	Slovenia	27
16	Canada	24
17	Netherlands	23
18	Italy	22
19	Croatia	19
20	United States	16
21	Latvia	15
=22	Bulgaria	14
=22	Austria	14
=22	Egypt	14
=25	New Zealand	8
=25	Czech Republic	8
27	Ireland	5
=28	Belgium	4
=28	Spain	4
30	Greece	3
31	Hungary	2
32	South Africa	1

9. Venues

9.1 Olympic Games (since 1896)

1896	Athens	Piraeus	GRE	(cancelled due to adverse weather conditions)
1900	Paris	Courbevoie	FRA	(men only - open categories)
1904	St. Louis		USA	(men only - open categories)
1908	London	Henley-on-Thames	GBR	(men only - open categories)
1912	Stockholm		SWE	(men only - open categories)
1920	Antwerp		BEL	(men only - open categories)
1924	Paris	Argenteuil	FRA	(men only - open categories)
1928	Amsterdam	Sloten	NED	(men only - open categories)
1932	Los Angeles	Long Beach	USA	(men only - open categories)
1936	Berlin	Gruenau	GER	(men only - open categories)
1948	London	Henley-on-Thames	GBR	(men only - open categories)
1952	Helsinki	Lake Wendouree	FIN	(men only - open categories)
1956	Melbourne	Ballarat	AUS	(men only - open categories)
1960	Rome	Lake Albano	ITA	(men only - open categories)
1964	Tokyo	Lake Toda	JPN	(men only - open categories)
1968	Mexico City	Lake Xochimilco	MEX	(men only - open categories)
1972	Munich	Oberschleissheim	FRG	(men only - open categories)
1976	Montreal	Notre Dame	CAN	(men & women - open categories)
1980	Moscow	Krylatskoje	URS	(men & women - open categories)
1984	Los Angeles	Lake Casitas	USA	(men & women - open categories)
1988	Seoul	Han River	KOR	(men & women - open categories)
1992	Barcelona	Lake Banyoles	ESP	(men & women - open categories)
1996	Atlanta	Lake Lanier	USA	(men & women - open & lightweight categories)
2000	Sydney	Penrith Lake	AUS	(men & women - open & lightweight categories)
2004	Athens	Schinias	GRE	(men & women - open & lightweight categories)
2008	Beijing	Shunyi	CHN	(men & women - open & lightweight categories)
2012	London	Lake Dorney	GBR	(men & women - open & lightweight categories)

9.2 World Rowing Championships (since 1962)

1962	Lucerne	Rotsee	SUI	(men only - open categories)
1966	Bled	Lake Bled	YUG	(men only - open categories)
1970	St. Catharines	Martindale Pond	CAN	(men only - open categories)
1974	Lucerne	Rotsee	SUI	(men & women - open categories & lightweight men)
1975	Nottingham	Holme Pierrepont	GBR	(men & women - open categories & lightweight men)
1977	Amsterdam	Bosbaan	NED	(men & women - open categories & lightweight men)
1978	Karapiro	Lake Karapiro	NZL	(men & women - open categories)
1979	Bled	Lake Bled	YUG	(men & women - open categories & lightweight men)
1981	Munich	Oberschleissheim	FRG	(men & women - open categories & lightweight men)
1982	Lucerne	Rotsee	SUI	(men & women - open categories & lightweight men)
1983	Duisburg	Wedau Canal	FRG	(men & women - open categories & lightweight men)
1985	Hazewinkel	Lake Hazewinkel	BEL	(men & women - open & lightweight categories)
1986	Nottingham	Holmes Pierrepont	GBR	(men & women - open & lightweight categories)
1987	Copenhagen	Lake Bagsvaerd	DEN	(men & women - open & lightweight categories)
1989	Bled	Lake Bled	YUG	(men & women - open & lightweight categories)
1990	Barrington	Lake Barrington	AUS	(men & women - open & lightweight categories)
1991	Vienna	Neue Donau	AUT	(men & women - open & lightweight categories)
1993	Racice	Roudnice	CZE	(men & women - open & lightweight categories)
1994	Indianapolis	Eagle Creek	USA	(men & women - open & lightweight categories)
1995	Tampere	Lake Kaukajaervi	FIN	(men & women - open & lightweight categories)
1996	Glasgow	Strathclyde	GBR	(international events only)
1997	Aiguebelette	Lake Aiguebelette	FRA	(men & women - open & lightweight categories)
1998	Cologne	Lake Fuehlinger	GER	(men & women - open & lightweight categories)
1999	St. Catharines	Martindale Pond	CAN	(men & women - open & lightweight categories)
2000	Zagreb	Jarun	CRO	(international events only)
2001	Lucerne	Rotsee	SUI	(men & women - open & lightweight categories)
2002	Seville	Guadalquivir River	ESP	(men & women - open & lightweight categories)
2003	Milano	Idroscalo	ITA	(men & women - open & lightweight categories)
2004	Banyoles	Lake Banyoles	ESP	(international events only)
2005	Gifu	Nagara River	JPN	(men & women - open & lightweight categories)
2006	Eton	Lake Dorney	GBR	(men & women - open & lightweight categories)
2007	Munich	Oberschleissheim	GER	(men & women - open & lightweight categories)
2008	Linz	Ottensheim	AUT	(international events only)
2009	Poznan	Lake Malta	POL	(men & women - open & lightweight categories)
2010	Karapiro	Lake Karapiro	NZL	(men & women - open & lightweight categories)
2011	Bled	Lake Bled	SLO	(men & women - open & lightweight categories)

9.3 FISA Lightweight Championships (1976-1988)

1976	Villach	Lake Ossiach	AUT	(combined with FISA Junior Championships)
1978	Copenhagen	Lake Bagsvaerd	DEN	(men only)
1980	Hazewinkel	Lake Hazewinkel	BEL	(combined with FISA Junior Championships)
1984	Montreal	Notre-Dame	CAN	(men only and women for the first time as exhibition)
1988	Milan	Idroscalo	ITA	(men & women combined with FISA Junior Championships)

9.4 Rowing World Cup (since 1990)

9.4.1 Men's and Women's Single Sculls (1990-1995)

1990	San Diego	Mission Bay	USA
1990	Mannheim	Port of Mannheim	GER
1990	Oslo	Lake Aarungen	NOR
1990	Amsterdam	Bosbaan	NED
1990	Lucerne	Rotsee	SUI
1991	San Diego	Mission Bay	USA
1991	Piediluco	Lake Piediluco	ITA
1991	Duisburg	Wedau Canal	GER
1991	Hjelsmsjo		SWE
1991	Amsterdam	Bosbaan	NED
1991	Lucerne	Rotsee	SUI
1992	San Diego	Mission Bay	USA
1992	Cologne	Lake Fuehlinger	GER
1992	Copenhagen	Lake Bagsvaerd	DEN
1992	Lucerne	Rotsee	SUI
1993	Melbourne	Yarra River	AUS
1993	Mexico City	Lake Xochimilco	MEX
1993	Duisburg	Wedau Canal	GER
1993	Tampere	Lake Kaukajaervi	FIN
1993	Henley	River Thames	GBR
1993	Lucerne	Rotsee	SUI
1994	Duisburg	Wedau Canal	GER
1994	Paris	Vaires sur Marne	FRA
1994	Henley	River Thames	GBR
1994	Lucerne	Rotsee	SUI
1995	Hazewinkel	Lake Hazewinkel	BEL
1995	Paris	Vaires sur Marne	FRA
1995	Henley	River Thames	GBR
1995	Lucerne	Rotsee	SUI

9.4.2 World Cup Events & International Events (since 1997)

1997	Munich	Oberschleissheim	GER
1997	Paris	Vaires sur Marne	FRA
1997	Lucerne	Lake Rotsee	SUI
1998	Munich	Oberschleissheim	GER
1998	Hazewinkel	Lake Hazewinkel	BEL
1998	Lucerne	Rotsee	SUI
1999	Hazewinkel	Lake Hazewinkel	BEL
1999	Vienna	Neue Donau	AUT
1999	Lucerne	Rotsee	SUI
2000	Munich	Oberschleissheim	GER
2000	Vienna	Neue Donau	AUT
2000	Lucerne	Rotsee	SUI
2001	New Jersey	Mercer Lake	USA
2001	Seville	Guadalquivir River	ESP
2001	Vienna	Neue Donau	AUT
2001	Munich	Oberschleissheim	GER
2002	Hazewinkel	Lake Hazewinkel	BEL
2002	Lucerne	Rotsee	SUI
2002	Munich	Oberschleissheim	GER
2003	Milan	Idroscalo	ITA
2003	Munich	Oberschleissheim	GER
2003	Lucerne	Rotsee	SUI
2004	Poznan	Lake Malta	POL
2004	Munich	Oberschleissheim	GER
2004	Lucerne	Rotsee	SUI
2005	Eton	Lake Dorney	GBR
2005	Munich	Oberschleissheim	GER

2005	Lucerne	Rotsee	SUI
2006	Munich	Oberschleissheim	GER
2006	Poznan	Lake Malta	POL
2006	Lucerne	Rotsee	SUI
2007	Linz	Ottensheim	AUT
2007	Amsterdam	Bosbaan	NED
2007	Lucerne	Rotsee	SUI
2008	Munich	Oberschleissheim	GER
2008	Lucerne	Rotsee	SUI
2008	Poznan	Lake Malta	POL
2009	Banyoles	Lake Banyoles	ESP
2009	Munich	Oberschleissheim	GER
2009	Lucerne	Rotsee	SUI
2010	Bled	Lake Bled	SLO
2010	Munich	Oberschleissheim	GER
2010	Lucerne	Rotsee	SUI

9.5 Under 23 Events (since 1976)

9.5.1 Match des Séniors (1976-1991)

1976	Macon	Saone River	FRA	(men & women - open categories)
1977	Tours	Cher	FRA	(men & women - open categories)
1978	Hazewinkel	Lake Hazewinkel	BEL	(men & women - open categories)
1979	Hjelmsjoe	Oerkelljunga	SWE	(men & women - open categories)
1980	Piediluco	Lake Piediluco	ITA	(men & women - open categories)
1981	Essen	Lake Baldeney	FRG	(men & women - open categories)
1982	Vienna	Neue Donau	AUT	(men & women - open categories)
1983	Candia	Lake Candia	ITA	(men & women - open categories)
1984	Copenhagen	Lake Bagsvaerd	DEN	(men & women - open & lightweight categories)
1985	Banyoles	Lake Banyoles	ESP	(men & women - open & lightweight categories)
1986	Hamburg	Allermoehe	FRG	(men & women - open & lightweight categories)
1987	Aiguebelette	Lake Aiguebelette	FRA	(men & women - open & lightweight categories)
1988	Hazewinkel	Lake Hazewinkel	BEL	(men & women - open & lightweight categories)
1989	Amsterdam	Bosbaan	NED	(men & women - open & lightweight categories)
1990	Linz	Ottensheim	AUT	(men & women - open & lightweight categories)
1991	Naro	San Giovanni	ITA	(men & women - open & lightweight categories)

9.5.2 Nations Cup (1992-2000)

1992	Glasgow	Strathclyde	GBR	(men & women - open & lightweight categories)
1993	Ioannina	Lake Ioannina	GRE	(men & women - open & lightweight categories)
1994	Paris	Vaires sur Marne	FRA	(men & women - open & lightweight categories)
1995	Groningen	KPN Watersportbaan	NED	(men & women - open & lightweight categories)
1996	Hazewinkel	Lake Hazewinkel	BEL	(men & women - open & lightweight categories)
1997	Milan	Idroscalo	ITA	(men & women - open & lightweight categories)
1998	Ioannina	Lake Ioannina	GRE	(men & women - open & lightweight categories)
1999	Hamburg	Allermoehe	GER	(men & women - open & lightweight categories)
2000	Copenhagen	Lake Bagsvaerd	DEN	(men & women - open & lightweight categories)

9.5.3 World Under 23 Regatta (2001-2003)

2001	Linz	Ottensheim	AUT	(men & women - open & lightweight categories)
2002	Genoa	Pra	ITA	(men & women - open & lightweight categories)
2003	Belgrade	Lake Sava	SCG	(men & women - open & lightweight categories)

9.5.4 World Rowing Under 23 Regatta (2004)

2004	Poznan	Lake Malta	POL	(men & women - open & lightweight categories)
------	--------	------------	-----	---

9.5.5 World Rowing Under 23 Championships (since 2005)

2005	Amsterdam	Bosbaan	NED	(men & women - open & lightweight categories)
2006	Hazewinkel	Lake Hazewinkel	BEL	(men & women - open & lightweight categories)
2007	Strathclyde	Country Park	GBR	(men & women - open & lightweight categories)
2008	Brandenburg	Lake Beetz	GER	(men & women - open & lightweight categories)
2009	Racice	Roudnice	CZE	(men & women - open & lightweight categories)
2010	Brest	Olympic Training Centre	BLR	(men & women - open & lightweight categories)

9.6 World Rowing Junior Championships (since 1967)

9.6.1 FISA Junior Regatta for Men (1967-1969)

1967	Ratzeburg		FRG
1968	Amsterdam	Bosbaan	NED
1969	Naples	Lake Patria	ITA

9.6.2 FISA Junior Championships for Men (1970-1977)

1970	Ioannina	Lake Ioannina	GRE	
1971	Bled	Lake Bled	YUG	
1972	Milan	Idroscalo	ITA	
1973	Nottingham	Holme Pierrepont	GBR	
1974	Ratzeburg	Lake Kuechen	FRG	
1975	Montreal	Notre Dame	CAN	
1976	Villach	Lake Ossiach	AUT	(combined with FISA Lightweight Championships)
1977	Tampere	Lake Kaukajaervi	FIN	

9.6.3 FISA Men's Junior Championships & FISA Women's Junior Championships (1978-1984)

1978	Belgrade	Sava River	YUG	
1979	Moscow	Krylatskoje	URS	
1980	Hazewinkel	Lake Hazewinkel	BEL	(combined with FISA Lightweight Championships)
1981	Sofia	Lake Pantcharevo	BUL	
1982	Piediluco	Lake Piediluco	ITA	
1983	Vichy	Allier River	FRA	
1984	Joenkoeping	Lake Munksjoen	SWE	

9.6.4 World Rowing Junior Championships (since 1985)

1985	Brandenburg	Lake Beetz	GDR	
1986	Racice	Roudnice	TCH	
1987	Cologne	Lake Fuehlinger	FRG	
1988	Milan	Idroscalo	ITA	(combined with FISA Lightweight Championships)
1989	Szeged		HUN	
1990	Aiguebelette	Lake Aiguebelette	FRA	
1991	Banyoles	Lake Banyoles	ESP	
1992	Montreal	Notre Dame	CAN	(combined with FISA Lightweight Championships)
1993	Aarungen	Lake Aarungen	NOR	
1994	Munich	Oberschleissheim	GER	
1995	Poznan	Lake Malta	POL	
1996	Glasgow	Strathclyde	GBR	
1997	Hazewinkel	Lake Hazewinkel	BEL	
1998	Linz	Ottensheim	AUT	
1999	Plovdiv		BUL	
2000	Zagreb	Sava River	CRO	
2001	Duisburg	Wedau Canal	GER	
2002	Trakai		LTU	
2003	Athens	Schinias	GRE	
2004	Banyoles	Lake Banyoles	ESP	
2005	Brandenburg	Lake Beetz	GER	
2006	Amsterdam	Bosbaan	NED	
2007	Beijing	Shunyi	CHN	
2008	Linz	Ottensheim	AUT	
2009	Brive-la-Gaillarde	Le Lac du Causse	FRA	
		Corrézien		
2010	Racice	Roudnice	CZE	

9.7 European Rowing Championships (since 1893)

1893	Orta	Lake Orta	ITA	(men only - open categories)
1894	Macon	Saone River	FRA	(men only - open categories)
1895	Ostend	Ostend Canal	BEL	(men only - open categories)
1896	Geneva	Lake Geneva	SUI	(men only - open categories)
1897	Pallanza	Lake Maggiore	ITA	(men only - open categories)
1898	Turin	River Po	ITA	(men only - open categories)
1899	Ostende	Ostend Canal	BEL	(men only - open categories)
1900	Paris	Courbevoie	FRA	(men only - open categories)
1901	Zurich	Lake Zurich	SUI	(men only - open categories)
1902	Strasbourg	Port of Kehl	FRA	(men only - open categories)
1903	Venice	Guidecca Canal	ITA	(men only - open categories)
1904	Paris	Courbevoie	FRA	(men only - open categories)
1905	Ghent	Terneuzen Canal	BEL	(men only - open categories)
1906	Pallanza	Lake Maggiore	ITA	(men only - open categories)
1907	Strasbourg	Port of Kehl	FRA	(men only - open categories)
1908	Lucerne	Lake Lucerne	SUI	(men only - open categories)
1909	Paris	Juvisy	FRA	(men only - open categories)
1910	Ostend	Ostend Canal	BEL	(men only - open categories)
1911	Como	Lake Como	ITA	(men only - open categories)
1912	Geneva	Lake Geneva	SUI	(men only - open categories)
1913	Ghent	Terneuzen Canal	BEL	(men only - open categories)
1920	Macon	Saone River	FRA	(men only - open categories)
1921	Amsterdam	Ymulden Canal	NED	(men only - open categories)
1922	Barcelona	Port of Barcelona	ESP	(men only - open categories)
1923	Como	Lake Como	ITA	(men only - open categories)
1924	Zurich	Lake Zurich	SUI	(men only - open categories)
1925	Prague	Vltava River	TCH	(men only - open categories)
1926	Lucerne	Lake Lucerne	SUI	(men only - open categories)
1927	Como	Lake Como	ITA	(men only - open categories)
1929	Bydgoszcz		POL	(men only - open categories)
1930	Liege	Meuse River	BEL	(men only - open categories)
1931	Paris	Suresne	FRA	(men only - open categories)
1932	Belgrade	Sava River	YUG	(men only - open categories)
1933	Budapest	Danube River	HUN	(men only - open categories)
1934	Lucerne	Rotsee	SUI	(men only - open categories)
1935	Berlin	Gruenau	GER	(men only - open categories)
1937	Amsterdam	Bosbaan	NED	(men only - open categories)
1938	Milan	Idroscalo	ITA	(men only - open categories)
1947	Lucerne	Rotsee	SUI	(men only - open categories)
1949	Amsterdam	Bosbaan	NED	(men only - open categories)
1950	Milan	Idroscalo	ITA	(men only - open categories)
1951	Macon	Saone River	FRA	(men only - open categories)
1953	Copenhagen	Lake Bagsvaerd	DEN	(men only - open categories)
1954	Amsterdam	Bosbaan	NED	(men only - open categories)
1955	Ghent	G. Nachez	BEL	(men only - open categories)
1955	Bucharest		ROU	(women only - open categories)
1956	Bled	Lake Bled	YUG	(men & women - open categories)
1957	Duisburg	Wedau Canal	FRG	(men & women - open categories)
1958	Poznan	Lake Malta	POL	(men & women - open categories)
1959	Macon	Saone River	FRA	(men & women - open categories)
1960	London	Welsh Harp Reservoir	GBR	(women only - open categories)
1961	Prague	Vltava River	TCH	(men & women - open categories)
1962	Berlin	Gruenau	GDR	(women only - open categories)
1963	Copenhagen	Lake Bagsvaerd	DEN	(men only - open categories)
1963	Moscow	Lake Khimki	URS	(women only - open categories)
1964	Amsterdam	Bosbaan	NED	(men & women - open categories)
1965	Duisburg	Wedau Canal	FRG	(men & women - open categories)
1966	Amsterdam	Bosbaan	NED	(women only - open categories)
1967	Vichy	Allier River	FRA	(men & women - open categories)
1968	Berlin	Gruenau	GDR	(women only - open categories)
1969	Klagenfurt	Lake Woerther	AUT	(men & women - open categories)
1970	Tata		HUN	(women only - open categories)
1971	Copenhagen	Lake Bagsvaerd	DEN	(men & women - open categories)
1972	Brandenburg	Lake Beetz	GDR	(women only - open categories)
1973	Moscow	Krylatskoje	RUS	(men & women - open categories)
2007	Poznan	Lake Malta	POL	(men & women - open & lightweight categories)
2008	Athens	Schinias	GRE	(men & women - open & lightweight categories)
2009	Brest	Olympic Training Centre	BLR	(men & women - open & lightweight categories)

10. WORLD ROWING AWARDS

10.1 Thomas Keller Awards

1990 Alf Hansen (NOR)
1991 Thomas Greiner (GER)
1994 Yuri Pimenov (RUS)
1996 Francesco Esposito (ITA)
1996 Nikolai Pimenov (RUS)
1996 Rolf Thorsen (NOR)
1997 Carmine Abbagnale (ITA)
1997 Giuseppe Abbagnale (ITA)
1997 Jana Sorgers (GER)
1997 Thomas Lange (GER)
1998 Kerstin Koeppen (GER)
1998 Roland Baar (GER)
1999 Kathleen Heddle (CAN)
1999 Silken Laumann (CAN)
2001 Steven Redgrave (GBR)
2002 Marnie McBean (CAN)
2003 Peter Antonie (AUS)
2004 Nico Rienks (NED)
2005 Matthew Pinsent (GBR)
2006 Agostino Abbagnale (ITA)
2007 Mike McKay (AUS)

10.2 FISA Awards

World Rowing Coach of the Year Award

2002 Mike Spracklen (CAN)
2003 Giuseppe La Mura (ITA)
2004 Mike Teti (USA)
2005 Richard Tonks (NZL)
2006 Gianni Postiglione (ITA)
2007 Paul Thompson (GBR)

World Rowing Male Rower or Crew of the Year Award

2002 men's pair: James Cracknell and Matthew Pinsent (GBR)
2003 men's pair: James Tomkins and Drew Ginn (AUS)
2004 men's four: Matthew Pinsent, Ed Coode, James Cracknell and Steve Williams (GBR)
2005 men's double sculls: Luka Spik, Iztok Cop (SLO)
2006 men's quadruple sculls: Konrad Wasielewski, Marek Kolbowicz, Michal Jelinski, Adam Korol (POL)
2007 men's pair: Drew Ginn and Duncan Free (AUS)

World Rowing Female Rower or Crew of the Year Award

2002 women's single sculls: Romyana Neykova (BUL)

2003 women's double sculls: Caroline and Georgina Evers-Swindell (NZL)

2004 women's single sculls: Katrin Rutschow-Stomporowski (GER)

2005 women's double sculls: Caroline and Georgina Evers-Swindell (NZL)

2006 women's single sculls: Ekaterina Karsten (BLR)

2007 women's quadruple sculls: Katherine Grainger, Frances Houghton, Debbie Flood, Annie Vernon (GBR)

World Rowing Distinguished Service to Rowing Award

2002 Klaus Filter (GER)

2003 Thor Nilsen (NOR)

2004 Mike Sweeney (GBR)

2005 Werner Konrad (GER)

2006 Penny Chuter (GBR)

2007 Michel Doutre (FRA)

11. Best Times

11.1. World Best Times

Event	Time	Name	Date	Location
Men's Single Sculls (M1x)	6:35.40	New Zealand Mahe Drysdale	26 Aug 2006	Eton, GBR
Men's Pair (M2-)	6:14.27	Great Britain James Cracknell Matthew Pinsent	21 Sep 2002	Seville, ESP
Men's Double Sculls (M2x)	6:03.25	France Jean-Baptiste Macquet Adrien Hardy	17 Jun 2006	Poznan, POL
Men's Four (M4-)	5:41.35	Germany Sebastian Thormann Paul Dienstbach Philipp Stür Bernd Heidicker	21 Sep 2002	Seville, ESP
Men's Lightweight Double Sculls (LM2x)	6:10.02	Denmark Mads Rasmussen Rasmus Quist	23 Jun 2007	Amsterdam, NED
Men's Lightweight Four (LM4-)	5:45.60	Denmark Thomas Ebert Thomas Poulsen Eskild Ebbesen Victor Feddersen	09 Jul 1999	Lucerne, SUI
Men's Quadruple Sculls (M4x)	5:37.31	Poland Konrad Wasielewski Marek Kolbowicz Michal Jelinski Adam Korol	17 Jun 2006	Poznan, POL
Men's Eight (M8+)	5:19.85	United States Jason Read Wyatt Allen Chris Ahrens Joseph Hansen Matthew Deakin Dan Beery Beau Hoopman Bryan Volpenhein Pete Cipollone	15 Aug 2004	Athens, GRE
Men's Coxed Pair (M2+)	6:42.16	Croatia Igor Boraska Tihomir Frankovic Milan Razov	18 Sep 1994	Indianapolis, IN, USA
Men's Lightweight Single Sculls (LM1x)	6:47.82	Great Britain Zac Purchase	26 Aug 2006	Eton, GBR
Men's Lightweight Eight (LM8+)	5:30.24	Germany Klaus Altena Christian Dahlke Mike Kobor Bernhard Stomporowski Thomas Melges Uwe März Michael Buchheit Kai von Warburg Olaf Kaska	1992	Montreal, CAN
Men's Coxed Four (M4+)	5:58.96	Germany Jörg Dederding Armin Weyrauch Bahne Rabe Matthias Ungemach Armin Eichholz	24 Aug 1991	Vienna, AUT
Men's Lightweight Pair (LM2-)	6:26.21	Ireland Tony O'Connor Neville Maxwell	1994	Paris, FRA
Men's Lightweight Quadruple Sculls (LM4x)	5:45.18	Italy Michelangelo Crispi Massimo Guglielmi Francesco Esposito Massimo Lana	1992	Montreal, CAN

Women's Single Sculls (W1x)	7:07.71	Bulgaria Rumyana Neykova	21 Sep 2002	Seville, ESP
Women's Pair (W2-)	6:53.80	Romania Georgeta Andrunache Viorica Susanu	21 Sep 2002	Seville, ESP
Women's Double Sculls (W2x)	6:38.78	New Zealand Georgina Evers-Swindell Caroline Evers-Swindell	21 Sep 2002	Seville, ESP
Women's Four (W4-)	6:25.35	Australia Robyn Selby Smith Joanna Lutz Amber Bradley Kate Hornsey	26 Aug 2006	Eton, GBR
Women's Lightweight Double Sculls (LW2x)	6:49.77	China Xu Dongxiang Yan Shimin	17 Jun 2006	Poznan, POL
Women's Quadruple Sculls (W4x)	6:10.80	Germany Kerstin Köppen Kathrin Boron Katrin Rutschow Jana Sorgers	19 May 1996	Duisburg, GER
Women's Eight (W8+)	5:55.50	United States Brett Sickler Megan Cooke Anna Goodale Lindsay Shoop Anna Mickelson Susan Francia Caroline Lind Caryn Davies Mary Whipple	27 Aug 2006	Eton, GBR
Women's Lightweight Single Sculls (LW1x)	7:28.15	Romania Constanta Burcica	19 Jun 1994	Paris, FRA
Women's Lightweight Pair (LW2-)	7:18.32	Australia Eliza Blair Justine Joyce	07 Sep 1997	Aiguebellette-le-Lac, FRA
Women's Lightweight Quadruple Sculls (LW4x)	6:23.96	China Yu Hua Chen Haixia Fan Xuefei Liu Jing	27 Aug 2006	Eton, GBR

11.2. Rowing World Cup Best Times

Event	Time	Name	Date	Location
Men's Single Sculls (M1x)	6:43.10	Slovenia Iztok Cop	22 Jun 1997	Paris, FRA
Men's Pair (M2-)	6:18.73	Croatia Oliver Martinov Ninoslav Saraga	09 Jul 1999	Lucerne, SUI
Men's Double Sculls (M2x)	6:03.25	France Jean-Baptiste Macquet Adrien Hardy	17 Jun 2006	Poznan, POL
Men's Four (M4-)	5:46.12	Norway Kjetil Undset Sture Bjoervig Steffen Störseth Nils Torolv Simonsen	09 Jul 1999	Lucerne, SUI
Men's Lightweight Double Sculls (LM2x)	6:10.02	Denmark Mads Rasmussen Rasmus Quist	23 Jun 2007	Amsterdam, NED
Men's Lightweight Four (LM4-)	5:45.60	Denmark Thomas Ebert Thomas Poulsen Eskild Ebbesen Victor Feddersen	09 Jul 1999	Lucerne, SUI
Men's Quadruple Sculls (M4x)	5:37.31	Poland Konrad Wasielewski Marek Kolbowicz Michal Jelinski Adam Korol	17 Jun 2006	Poznan, POL
Men's Eight (M8+)	5:23.15	Netherlands Adri Middag Derk Fontein Niels van der Zwan Stephan van Dongen Geert Jan Derksen Gijs Kind Joeri van Leeuwen Nico Rienks Merijn van Oijen	09 Jul 1999	Lucerne, SUI
Women's Single Sculls (W1x)	7:14.12	Germany Katrin Rutschow-Stomporowski	13 Jul 2003	Lucerne, SUI
Women's Pair (W2-)	6:56.27	Canada Emma Robinson Theresa Luke	09 Jul 1999	Lucerne, SUI
Women's Double Sculls (W2x)	6:47.02	New Zealand Caroline Evers-Swindell Georgina Evers-Swindell	13 Jul 2003	Lucerne, SUI
Women's Lightweight Double Sculls (LW2x)	6:49.77	China Xu Dongxiang Yan Shimin	17 Jun 2006	Poznan, POL
Women's Quadruple Sculls (W4x)	6:11.69	Germany Maren Derlien Meike Evers Manuela Lutze Kerstin Kowalski	09 Jul 1999	Lucerne, SUI
Women's Eight (W8+)	5:57.02	Romania Georgeta Damian Viorica Susanu Ioana Olteanu Aurica Chirita Magdalena Dumitrache Doina Spircu Marioara Popescu Doina Ignat Elena Georgescu	09 Jul 1999	Lucerne, SUI

11.3 Under 23 Best Times (at World Rowing Under 23 Championships)

Event	Time	Name	Year	Location
Men's Single Sculls (BM1x)	6:46.93	Germany Karsten Brodowski	2006	Hazewinkel, BEL
Men's Pair (BM2-)	6:27.84	Germany Kristof Wilke Sebastian Schmidt	2006	Hazewinkel, BEL
Men's Double Sculls (BM2x)	6:14.05	Belarus Dzianis Mihal Stanislau Shcharbachenia	2006	Hazewinkel, BEL
Men's Coxed Four (BM4+)	6:03.19	New Zealand James Dallinger Steven Cottle Paul Gerritsen Dane Boswell Daniel Quigley	2006	Hazewinkel, BEL
Men's Four (BM4-)	5:53.19	Germany Jan Müller Philipp Adamski Urs Käufer Falk Müller	2005	Amsterdam, NED
Men's Quadruple Sculls (BM4x)	5:46.44	Belarus Dzianis Suravets Dzianis Mihal Stanislau Shcharbachenia Aliaksandr Novikau	2005	Amsterdam, NED
Men's Eight (BM8+)	5:30.43	Germany Philipp Hosch Raimund Hörmann Jr Philipp Naruhn Timm Baur Daniel Holert Florian Eichner André Slavik Sebastian Schmidt Peter Puppe	2005	Amsterdam, NED
Men's Lightweight Single Sculls (BLM1x)	6:55.73	New Zealand Storm Uru	2006	Hazewinkel, BEL
Men's Lightweight Double Sculls (BLM2x)	6:19.77	New Zealand Graham Oberlin-Brown Peter Taylor	2006	Hazewinkel, BEL
Men's Lightweight Quadruple Sculls (BLM4x)	5:53.57	Italy Matteo Amigoni Filippo Manfredi Antonio Pizzurro Daniele Danesin	2007	Strathclyde, GBR
Men's Lightweight Four (BLM4-)	5:58.88	Italy Livio La Padula Martino Goretti Michele Savriè Fabrizio Gabriele	2006	Hazewinkel, BEL
Men's Lightweight Pair (BLM2-)	6:34.53	Great Britain Richard Chambers Chris Bartley	2006	Hazewinkel, BEL

Women's Lightweight Single Sculls (BLW1x)	7:38.04	Greece Alexandra Tsiavou	2006	Hazewinkel, BEL
Women's Lightweight Double Sculls (BLW2x)	7:03.16	Italy Erika Mai Laura Milani	2005	Amsterdam, NED
Women's Single Sculls (BW1x)	7:27.81	Poland Julia Michalska	2006	Hazewinkel, BEL
Women's Pair (BW2-)	7:14.94	Romania Camelia Lupascu Ana-Maria Apachitei	2006	Hazewinkel, BEL
Women's Double Sculls (BW2x)	6:53.40	Czech Republic Jitka Antošová Gabriela Vareková	2006	Hazewinkel, BEL
Women's Quadruple Sculls (BW4x)	6:24.55	Romania Maria Bursuc Roxana Cogianu Florina Atomulesei Ionelia Neacsu	2006	Hazewinkel, BEL
Women's Four (BW4-)	6:39.97	Australia Verena Stocker Annika Naughton Charlotte Walters Renee Kirby	2006	Hazewinkel, BEL
Women's Eight (BW8+)	6:06.68	United States Anne Kennedy Kerry Birk Megan Smith Katharine Davison Devan Darby Esther Lofgren Katherine Glessner Genevra Stone Katelin Snyder	2006	Hazewinkel, BEL

11.4 Adaptive Best Times

Event	Time	Name	Year	Location
Arms Only Men's Single Sculls (AM1x)	5:13.13	Great Britain Tom Aggar	2007	Munich, GER
Arms Only Women's Single Sculls (AW1x)	5:57.58	Brazil Claudia Santos	2007	Munich, GER
Trunk & Arms Mixed Double Sculls (TA2x)	4:10.69	Brazil Lucas Pagani Josiane Lima	2007	Munich, GER
Legs, Trunk & Arms Mixed Coxed Four (LTA4+)	3:28.21	Great Britain Naomi Riches Victoria Hansford Alastair McKean Alan Crowther Alan Sherman	2006	Eton, GBR

11.5 Olympic Best Times

Event	Time	Name	Date	Location
Men's Single Sculls (M1x)	6:44.85	Switzerland Xeno Müller	27 Jul 1996	Atlanta, GA, USA
Men's Pair (M2-)	6:20.09	Great Britain Steve Redgrave Matthew Pinsent	27 Jul 1996	Atlanta, GA, USA
Men's Double Sculls (M2x)	6:16.63	Slovenia Luka Spik Iztok Cop	23 Sep 2000	Sydney, AUS
Men's Four (M4-)	5:55.04	Australia Andrew Cooper Mike McKay Nicholas Green James Tomkins	02 Aug 1992	Barcelona, ESP
Men's Lightweight Double Sculls (LM2x)	6:21.75	Poland Tomasz Kucharski Robert Sycz	24 Sep 2000	Sydney, AUS
Men's Lightweight Four (LM4-)	6:01.68	France Laurent Porchier Jean-Christophe Bette Yves Hocde Xavier Dorfman	24 Sep 2000	Sydney, AUS
Men's Quadruple Sculls (M4x)	5:45.17	Germany André Willms Andreas Hajek Stephan Volkert Michael Steinbach	02 Aug 1992	Barcelona, ESP
Men's Eight (M8+)	5:19.85	United States Jason Read Wyatt Allen Chris Ahrens Joseph Hansen Matt Deakin Dan Beery Beau Hoopman Bryan Volpenhein Pete Cipollone	15 Aug 2004	Athens, GRE
Women's Single Sculls (W1x)	7:25.54	Romania Elisabeta Lipa	02 Aug 1992	Barcelona, ESP
Women's Pair (W2-)	7:01.39	Australia Megan Still Kate Slatter	27 Jul 1996	Atlanta, GA, USA
Women's Double Sculls (W2x)	6:49.00	Germany Kerstin Köppen Kathrin Boron	01 Aug 1992	Barcelona, ESP
Women's Lightweight Double Sculls (LW2x)	6:49.90	Australia Sally Newmarch Amber Halliday	15 Aug 2004	Athens, GRE
Women's Quadruple Sculls (W4x)	6:19.58	Germany Manja Kowalski Meike Evers Manuela Lutze Kerstin Kowalski	24 Sep 2000	Sydney, AUS
Women's Eight (W8+)	5:56.55	United States Kate Johnson Samantha Magee Megan Dirkmaat Alison Cox Caryn Davies Laurel Korholz Anna Mickelson Lianne Nelson (-Bennion) Mary Whipple	15 Aug 2004	Athens, GRE