

2008

Olympic Rowing Regatta Beijing, China

9-17 August

MEDIA GUIDE



TABLE OF CONTENTS

1. Introduction	3
2. FISA	5
2.1. What is FISA?	5
2.2. FISA contacts	6
3. Rowing at the Olympics	7
3.1. History	7
3.2. Olympic boat classes	7
3.3. How to Row	9
3.4. A Short Glossary of Rowing Terms	10
3.5. Key Rowing References	11
4. Olympic Rowing Regatta 2008	13
4.1. Olympic Qualified Boats	13
4.2. Olympic Competition Description	14
5. Athletes	16
5.1. Top 10	16
5.2. Olympic Profiles	18
6. Historical Results: Olympic Games	27
6.1. Olympic Games 1900-2004	27
7. Historical Results: World Rowing Championships	38
7.1. World Rowing Championships 2001-2003, 2005-2007 (current Olympic boat classes)	38
8. Historical Results: Rowing World Cup Results 2005-2008	44
8.1. Current Olympic boat classes	44
9. Statistics	54
9.1. Olympic Games	54
9.1.1. All Time NOC Medal Table	54
9.1.2. All Time Olympic Multi Medallists	55
9.1.3. All Time NOC Medal Table per event (current Olympic boat classes only)	58
9.2. World Rowing Championships	63
9.2.1. All Time NF Medal Table	63
9.2.2. All Time NF Medal Table per event	64
9.3. Rowing World Cup 2005-2008	70
9.3.1. Rowing World Cup Medal Tables per year 2005-2008	70
9.3.2. All Time Rowing World Cup Medal Tables per event 2005-2008 (current Olympic boat classes)	72
9.4. Overall Rowing World Cup Standings 2005-2008	75
10. Best Times	76
10.1. Olympic Best Times	76
10.2. World Best Times	77
10.3. Rowing World Cup Best Times	78

1. INTRODUCTION

Welcome to the 2008 Olympic Rowing Regatta at the Shunyi Olympic Rowing-Canoeing Park.

The World Rowing media team has produced this media information guide to help you get the most out of your time covering the Olympic Rowing Regatta. It is packed with information about the sport of rowing and aims to cater to those unfamiliar with our sport as well as to experienced rowing specialists.

If you are new to rowing you may find the explanation of "How to Row", the rowing glossary and the Olympic competition description useful. Please also remember that the World Rowing media team is on site in Shunyi to answer any questions and to help you understand our sport.

The 2008 Olympic Regatta will see 550 athletes competing in 207 boats from 60 nations in 14 different boat classes. Australia will be represented in all 14 boat classes, followed by the USA and Germany with entries in 13 boat classes each and Great Britain with 12. Host nation China has qualified in 11 boat classes.

In the "Who to Watch" supplement (see inside back cover) we do our best to highlight those crews we believe are most likely to win Olympic medals. However, experience tells us that predicting Olympic winners is no easy task. Similarly, singling out athletes in a

predominantly team sport is challenging, but we have tried and in the "Olympic Profiles" section, we have taken a small sample of some of the very best athletes from a sport that prides itself in not highlighting individuals.

In the "Historical Results" and "Statistics" sections you'll find a host of valuable Olympic, World Championship and World Cup past performance information including a full set of results from the 2008 Rowing World Cup series, the World Rowing's Olympic warm-up series of events.

Our website www.worldrowing.com features a rowing database including the results of all 2008 Olympic contenders. During the Olympic Rowing Regatta, there will also be daily race reports, live results and a special photo gallery. Also, the Olympic Games 2008 web page includes documents and information that you will find useful.

A full FISA contact list is included in the guide on page 6. Please do feel free to contact me or one of the team if you have any questions.

Here's to some excellent racing and rowing coverage!

Débora Feutren

FISA Media Officer in Beijing

2. FISA

2.1. What is FISA?

FISA, “Fédération Internationale des Sociétés d’Aviron” in French, or the English equivalent International Federation of Rowing Associations, is the governing body of the sport of rowing. It is empowered by its 128 member National Rowing Federations, the International Olympic Committee, and the National Olympic Committees to govern the sport of rowing. FISA sets the rules and regulations for the practice of the sport in all its forms (elite, adaptive, masters, recreational, coastal and ergometers), and organises sanctioned World Rowing events. It also provides advice and expertise for the organisation of rowing regattas, on coaching education and other matters relating to the sport and its development.

FISA was founded by representatives from France, Switzerland, Belgium, Adriatica (now a part of Italy) and Italy in Turin on June 25, 1892. It is the oldest international sports federation in the Olympic movement. FISA established its first headquarters in Lausanne, Switzerland, in 1922 and, after moving away, it returned to its roots in February 1996.

FISA’s Vision

To encourage the development of the sport of rowing and strengthen the bonds that unite those who practice it.

FISA’s Mission

To make rowing a universally practiced and globally relevant sport. To spread the sport in all its forms.

FISA’s Core Values

- Oldest: FISA was the first International Federation in the Olympic Movement created in June 1892 and has been on the Olympic Games programme since the beginning in 1896.
- Global: FISA has member federations in all five continents.
- Influential: FISA has key representatives in leadership positions in many international sports organisations and governing bodies
- Ethical: FISA is a leader in the fight against doping in sport and was the first International Federation to conduct out-of-competition doping controls.

Core Values of the Sport of Rowing

- Team Work: Rowers pull together towards a common goal
- Education: Rowers learn self-discipline and motivation together with commitment and a spirit of fair play.
- Focus: Rowers require total concentration on the ultimate objective in order to harness power and precision in this demanding endurance sport.
- Tradition: Rowers transmit time-honoured values and shared experiences to future generations.
- Environment: Rowers respect and safeguard the water and its surroundings.

FISA’s Goals and Objectives

To effectively and efficiently develop, promote, present, and govern the sport of rowing.

FISA’s Commitment to the Environment

FISA is actively developing new strategies to fully engage itself in the promotion of clean water and the protection of the environment.

As a first step, unessential printed material has been reduced or eliminated. The World Rowing Magazine has become electronic, as have several other FISA and World Rowing publications.

Substantial environmental efforts have been gaining momentum at World Rowing regatta venues through waste recycling, paper reduction and other such ventures.

FISA’s Environmental Working Group is active in monitoring rowing practices and offering solutions for regatta operations as well as day-to-day activities at the boathouse, such as proper boat cleaning methods, equipment disposal and recycling and club operations. The environment is an integral part of rowing’s core values, and shapes FISA’s strategy in all areas of its activities.

FISA at Events

Below is a summary of FISA activities during international events:

- The Umpiring Commission, chaired by Patrick Rombaut (Belgium), supervises and gives advice to the Jury.
- The Events Commission, chaired by Mike Tanner (Hong Kong China), oversees the technical aspect and running of the regatta.
- The Competitive Commission, chaired by John Boulton (Australia), is in charge of competition regulation and coach support.
- The Sports Medicine Commission, chaired by Alain Lacoste (France), oversees all medical aspects of the competition.
- FISA's Executive Director Matt Smith manages a professional staff in the areas of development, communications, event management and governance. Staff members work side by side at events with FISA and Organising Committee volunteers.

For more info, go to www.worldrowing.com -> FISA

Other World Rowing Events

FISA promotes the sport of rowing as well as its main events under the brand "World Rowing".

World Rowing events are listed below:

- * World Rowing Championships
- * Rowing World Cup (annual series of three events)
- * World Rowing Under 23 Championships
- * World Rowing Junior Championships
- * World Rowing Coastal Championships
- * World Rowing Tour
- * World Rowing Masters Regatta
- * World Rowing Sprints Challenge

These events are all FISA-sanctioned events.

2.2. FISA CONTACTS

FISA MEDIA TEAM CONTACTS

FISA Media Officer in Beijing

Débora Feutren

FISA Media Team

Arno Boes	Chair, FISA Media, Marketing & Promotions Commission
Pat Lambert	Member, FISA Media, Marketing & Promotions Commission
Fred Schoch	Member, FISA Media, Marketing & Promotions Commission
Melissa Bray	FISA Journalist
Detlev Seyb	FISA Photographer
Marc Hafner	FISA Media Team Assistant
Antonina Iagovitina	FISA Media Team Assistant
Chiara Ferrara	FISA Media Team Assistant

OTHER FISA CONTACTS

Denis Oswald	FISA President
Matt Smith	FISA Executive Director
Mike Tanner	Technical Delegate, Chair, FISA's Events Commission
Svetla Otzetova	Technical Delegate, FISA Events Director
Colleen Orsmond	Events Coordinator – OC's Liaison
Daniela Oronova	Events Coordinator – Teams Liaison
Mara di Baldassare	Governance Coordinator – FISA Family Liaison

3. ROWING AT THE OLYMPICS

3.1. History

The origin of rowing

The boat was man's most significant mode of transport for centuries and the oar is considered to be the most important invention before the wheel. The first representation of a rowing boat was discovered in Finland and dates back to 5,800 BC. The earliest regatta was held on 16 September 1274 in Venice, Italy, where regattas developed as challenges between gondoliers and boatmen in a variety of rowing boats. Rowing has evolved all over the world wherever people and water mix. However, the origin of the sport of rowing as we know it today comes from England, where the world-renowned Oxford versus Cambridge University Boat Race was first held in 1829 on the River Thames.

Rowing at the Olympic Rowing Regatta

Rowing became an Olympic sport in 1896, at the first Olympic Games of the modern era held in Athens. However, rough seas in the Piraeus harbour forced the event to be cancelled, which is why rowing won its first Olympic medals four years later, in 1900, on the outskirts of Paris. Women's events were added to the Olympic programme in 1976 and lightweight events in 1996.

3.2. Olympic boat classes

Rowing events are either sculling or sweep events. In sculling (denoted by an 'x'), each rower pulls two oars whereas in sweep rowing (denoted by a '-' for boats without coxswains and '+' for coxed boats), each person in the boat pulls one oar.

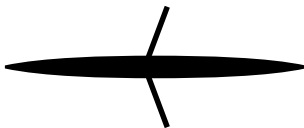
Today, there are 14 Olympic boat classes, eight for men and six for women:

Men (8)	Women (6)
Single Sculls (M1x)	Single Sculls (W1x)
Double Sculls (M2x)	Double Sculls (W2x)
Lightweight Double Sculls (LM2x)	Lightweight Double Sculls (LW2x)
Quadruple Sculls (M4x)	Quadruple Sculls (W4x)
Pairs (M2-)	Pairs (W2-)
Four (M4-)	Eight (W8+)
Lightweight Four (LM4-)	
Eight (M8+)	
Quadruple Sculls (M4x)	
Pairs (M2-)	

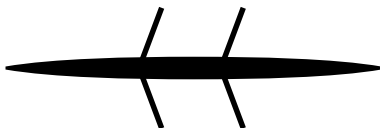
For a visual description of the different boat classes, please see the illustration on the next page.

Olympic Boat Classes and Events

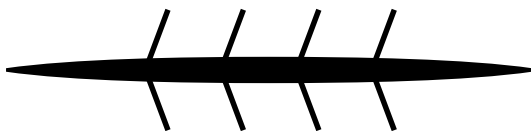
Scull boats



1x Single scull
1 rower
Average length: 8.2 m (27 ft)
Minimum weight: 14 kg (30.8 lbs)
Olympic Events: W1x, M1x

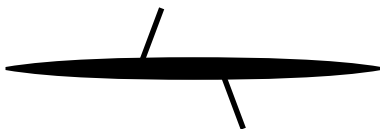


2x Double scull
2 rowers
Average length: 10.4 m (34 ft)
Minimum weight: 27 kg (59 lbs)
Olympic Events: W2x, M2x, LW2x, LM2x



4x Quadruple scull
4 rowers
Average length: 13.4 m (44 ft)
Minimum weight: 52 kg (114 lbs)
Olympic Events: W4x, M4x

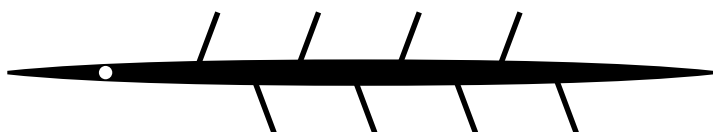
Sweep boats



2- Pair
2 rowers
Average length: 10.4 m (34 ft)
Minimum weight: 27 kg (59 lbs)
Olympic Events: W2-, M2-



4- Four
4 rowers
Average length: 13.4 m (44 ft)
Minimum weight: 50 kg (112 lbs)
Olympic Events: M4-, LM4-





8+ Eight
8 rowers with cox
Average length: 19.9 m (62 ft)
Minimum weight: 96 kg (221 lbs)
Olympic Events: W8+, M8+

3.3. How to Row

1. ENTRY / CATCH



- Raise only the hands
- Do not “open”
- Enter the water before beginning the leg drive

**2. DRIVE No. 1**

- Almost no change in the body position
- The body is “hanging” on the oar and footstretcher
- Work is done exclusively by the legs

3. DRIVE No. 2

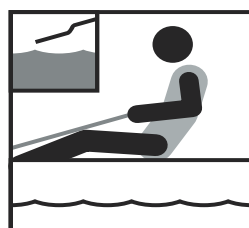
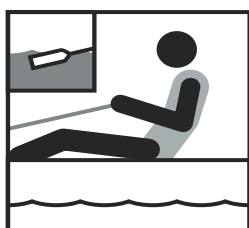
- Upper body slowly takes over the leg drive
- The body starts to “uncoil” in a natural way

**4. DRIVE No. 3**

- Legs almost finish their work
- The upper body still continues its swing
- The arms begin their work

5. DRIVE No. 4



- End of the “layback”
- The arms move quickly and strongly to the body

**6. FINISH / RELEASE**

- Forearms and hands move oar handles down and around in a fluid and continuous manner, releasing the oars from the water

7. RECOVERY No. 1



- Hands move away from the body at a constant speed

**8. RECOVERY No. 2**

- At the beginning of the slide, arms are past the knees
- There is early forward body angle preparation

9. RECOVERY No. 3

- The slide is at half-way
- The arms and upper body have finished reaching out

**10. BEFORE ENTRY**

- Last part of the slide
- All movements are finished except continuation of slide with concentration on a direct entry

3. Rowing at the Olympics

3.4 A Short Glossary of Rowing Terms

BLADE	Flattened or spoon-shaped end of oar or scull; sometimes used as term for oar.
BOW	1. Forward end of boat, in terms of the direction the boat is moving in. 2. The rower in the seat nearest the bow.
BOW BALL	Safety ball fitted to the bow end of racing boat.
BOW SIDE / STARBOARD	The right hand side of the boat when viewed from the stern.
BOW SIDER / STARBOARDER	Sweep rowers on the right-hand side when viewed from the stern.
CATCH	The part of the stroke when the blade is put in the water.
COXSWAIN / COX	Person who steers the boat usually from a seat in the stern.
CRAB	Occurs when rower fails to get the oar out of the water at the end of the stroke, causing the oar to get caught in the water: "catching a crab"
DRIVE	The part of the stroke between the catch and the finish, when the oar is in the water.
FEATHER	To turn the blade parallel with the water surface at the start of the recovery to reduce wind resistance.
FINISH / RELEASE	The part of the stroke when the blade is taken out of the water.
LAYBACK	The amount of backward lean of the rower's upper body towards the bow at the finish of the stroke.
LENGTH	The length of a boat ("They won by one length")
RECOVERY	The part of the stroke cycle between the finish and the catch in which the blade is feathered and out of the water.
REGATTA	A competitive event raced in boats.
SCULLING	Rowing when each person rows with two oars.
SLIDE	1. The parallel rails on which the boat seats move. 2. The action of the boat seat with wheels on parallel rails.
SQUARE	When the blade is perpendicular to the water.
STERN	The back end of the boat in terms of the direction in which the boat is moving.
STROKE	1. The complete cycle of the oar going from the catch back to the catch. 2. The rower seated nearest to the stern of the boat.
STROKE RATE / RATE	The number of strokes per minute that a crew is rowing, as in the number of times a blade goes in the water each minute.
STROKE SIDE / PORT	The left-hand side of the boat when viewed from the stern.
STROKE SIDER / PORT SIDER	Sweep rowers on the left-hand side of the boat when viewed from the stern.
SWEEP ROWING	Rowing when each person rows with one oar.

3.5. Key Rowing References

Daily race updates, live results, rowing photo gallery, international rowing information - www.worldrowing.com

Beijing Olympic information - www.beijing2008.com

Amateur Rowing Association of Great Britain (ARA) - www.ara-rowing.org

Fédération Française des Sociétés d’Aviron - www.avironfrance.asso.fr

Federazione Italiana di Canottaggio - www.canottaggio.org

Dutch rowing web site - www.nlroei.nl

Rowing Australia - www.rowingaustralia.com.au

Rowing Canada Aviron - www.rowingcanada.org

German rowing web site - www.rudern.de

Weather updates – www.accuweather.com

4. OLYMPIC ROWING REGATTA 2008

4.1 Olympic Qualified Boats

Nation	Men	Lightweight Men	Women	Lightweight Women	Total
ALG	M1x	LM2x			2
ARG	M1x		W1x		2
AUS	M1x, M2-, M2x, M4-, M4x, M8+	LM2x, LM4-	W1x, W2-, W2x, W4x, W8+	LW2x	14
BEL	M1x, M2x				2
BLR	M2x, M4-, M4x		W1x, W2-		5
BRA	M1x	LM2x	W1x	LW2x	4
BUL	M2x		W1x		2
CAN	M2-, M8+	LM2x, LM4-	W2-, W4x, W8+	LW2x	8
CHI	M1x		W1x		2
CHN	M1X, M2x, M4-, M8+	LM2x, LM4-	W1x, W2-, W2x, W4x	LW2x	11
CMR	M1x				1
COL	M1x				1
CRO	M2-, M2x				2
CUB	M4x	LM2x	W1x	LW2x	4
CZE	M1x, M2-, M4-, M4x		W1x, W2x		6
DEN	M2-	LM2x, LM4-		LW2x	4
EGY	M1x	LM4-	W1x		3
ESA			W1x		1
ESP			W1x		1
EST	M1x, M2x, M4x				3
FIN				LW2x	1
FRA	M2-, M2x, M4-, M4x	LM2x, LM4-	W1x, W2-		8
GBR	M1x, M2-, M2x, M4-, M8+	LM2x, LM4-	W2-, W2x, W4x, W8+	LW2x	12
GER	M1x, M2-, M2x, M4-, M4x, M8+	LM2x, LM4-	W2-, W2x, W4x, W8+	LW2x	13
GRE	M1x	LM2x		LW2x	3
HKG	M1X	LM2x	W1X		3
HON	M1X				1
HUN		LM2x			1
IND	M1X	LM2X			2
IRI	M1X		W1X		2
IRL	M4-	LM4-			2
IRQ	M2X				1
ITA	M2-, M4-, M4x	LM2x, LM4-	W1x, W2x		7
JPN		LM2x		LW2x	2
KAZ			W1x	LW2x	2
KEN	M1x				1
KOR		LM2x	W1x	LW2x	3
LTU	M1x				1
MEX	M1x			LW2x	2
MON	M1X				1
MYA			W1x		1
NED	M1x, M4-, M8+	LM4-	W8+	LW2x	6
NOR	M1x				1
NZL	M1x, M2-, M2x, M4-	LM2x	W1x, W2-, W2x		8
POL	M2-, M4x, M8+	LM4-	W1x		5
POR		LM2x			1
ROU			W2-, W2x, W8+		3
RSA	M2-		W1x	LW2x	3
RUS	M2x, M4x		W4x		3
SLO	M2x, M4-, M4x				3
SRB	M2-		W1x		2
SUI	M1x				1
SWE	M1x		W1x		2
TPE	M1x				1
UKR	M4x		W2x, W4x		3
URU	M1x	LM2x			2
USA	M1x, M2-, M2x, M4-, M4x, M8+	LM4-	W1x, W2-, W2x, W4x, W8+	LW2x	13
UZB	M1X				1
VEN	M1x				1
ZIM			W1x		1
60					207

4.2. Olympic Competition Description

The Boats

Boats or shells were traditionally made from wood, but are now mostly fabricated from carbon fibre and plastic (eg. kevlar). They are 59.7 - 62.2 cm wide, lengths are shown in the diagrams on page 8. A small fin is fitted at the bottom for stability. A rudder is attached to the fin or the stern (except on sculling boats). A white ball is attached to the bow for safety. A splashboard prevents waves from splashing water aboard. Seats are fitted with wheels which slide on runners or tracks.

The Oars

Oars are hollow to reduce weight, attached to the boat by adjustable outriggers. The size and shape of oars is unrestricted, the average length of a sweep oar being 3.81m (12 feet 6 inches) and of a scull being 2.98 m (9 feet 9 inches).

The Regatta

All international races are contested over 2000m in a 6-lane course. Depending upon the number of entries in each event, there will be heats, repechages or quarterfinals, semifinals and finals. A and B Finals will be contested in all events with eight or more entries. Where 14 or more crews are entered, C, D, E etc. Finals will be contested. Each boat is drawn into a first-round race (the heat) with progression to further rounds depending on placings and the number of entries in line with the FISA progression system.

Rowing follows a unique format in that boats have the benefit of double elimination. The repechage, loosely translated from French as "second chance," is the name for the second round of competition which ensures that everyone has two chances to advance from preliminary races to the next round. Should a crew not progress directly to the semifinal, it will race in the repechage. The exception to this rule is in cases of 25 -26 entries; in this situation, the top 24 boats from the heats progress to the quarterfinals, and from there to the semifinals A/B and C/D.

Round 1: Heats - after the initial round of heats, every unsuccessful crew has a second chance to advance in the repechages round.

Round 2: Repechages – second chance to advance.

Round 3: Quarterfinals

Round 4: Semifinals (if an event has less than 12 boats competing, there are no semifinals).

Round 5: A, B, C and D Finals (There are no more than six boats per final. The top six boats in the qualification rounds compete in the A Final, the following six in the B Final, etc. Only the rowers who finish in the top three places of the A Final win a medal.)

Note: The rounds to which rowers advance after each race depends on FISA's progression system defined according to the numbers of boats entered in each event.

Race distance

Standard 2,000 m

Lanes

There are normally eight buoyed lanes, of which six are used at one time for racing. Each has a width of 13.5 metres. The lane position of crews in the heats is determined by a draw before the beginning of racing. A Seeding Panel determines the top crews in advance, so that when the draw is made before the regatta begins, these do not compete against each other in the same heat. Seeded crews usually race in middle lanes 3 and 4.

Tie-Break Rules and Procedures

If there is a dead-heat between crews in a heat, repechages or semifinal and if only one of the crews goes on to the next round, there must be a re-row between the crews involved. If there is a dead-heat between crews in a final and the tied placing is for a medal position, additional medals will be awarded.

Crew changes

Up to half of the rowers in all crews entered may be substituted. The member federations must communicate the changes in writing to FISA at least one hour before the first heat of the event. A crew


which has already raced in the heat of its event may not make changes in the crew, except in the case of a serious illness or accident. A single sculler who entered and falls ill or is injured in an accident may be replaced before his/her heat. No substitution may be made once he/she has completed his/her heat.

Penalties / Disqualification Rules / Exclusion

The Board of the Jury may impose the following penalties on rowers, coxswains or persons accompanying them: reprimand/yellow card (applying to the next round in which the crew is concerned), exclusion (from all the rounds of the event in question), disqualification (from all events in the regatta) or any other appropriate measure in order to assure the fairness of the competition. A crew arriving after the start time or causing two false starts will be excluded. Crews interfering with opponents may be excluded by the umpire.


5. Athletes

5.1. Top 10




James Tomkins
Australia (AUS)
43 years old
Boat Class: M2-, M2+, M4-, M4+, M8+

1	Olympic Games	World Rowing Championships
GOLD	3	7
SILVER		
BRONZE	1	



Eskild Ebbesen
Denmark (DEN)
36 years old
Boat Class: LM4-, LM8+

2	Olympic Games	World Rowing Championships
GOLD	2	6
SILVER		3
BRONZE	1	




Drew Ginn
Australia (AUS)
33 years old
Boat Class: M2-, M4+, M8+

3	Olympic Games	World Rowing Championships
GOLD	2	5
SILVER		1
BRONZE		1


2007 Top 10 Men

To be eligible to appear as a 2007 Top 10 Male Rower, athletes had to have been active at elite international level in 2007 by taking part at the World Rowing Championships or at a Rowing World Cup. All-Time Olympic and World Championship results have been taken into account with a weighting to favour Olympic medals three times higher than World Championship medals. Athletes are listed in order of ranking.




Robert Sycz
Poland (POL)
34 years old
Boat Class: LM2x

4	Olympic Games	World Rowing Championships
GOLD	2	2
SILVER		3
BRONZE		1



Tomasz Kucharski
Poland (POL)
34 years old
Boat Class: LM2x

5	Olympic Games	World Rowing Championships
GOLD	2	2
SILVER		3
BRONZE		



Daniele Gilardoni
Italy (ITA)
32 years old
Boat Class: LM4x

6	Olympic Games	World Rowing Championships
GOLD		8
SILVER		1
BRONZE		



Iztok Cop
Slovenia (SLO)
36 years old
Boat Class: M1x, M2-, M2x, M4x

7	Olympic Games	World Rowing Championships
GOLD	1	4
SILVER	1	5
BRONZE	1	3



Leonardo Pettinari
Italy (ITA)
35 years old
Boat Class: LM2x, LM2-, LM4x, LM4-, LM8+

8	Olympic Games	World Rowing Championships
GOLD		7
SILVER	1	2
BRONZE		1



Steve Williams
Great Britain (GBR)
32 years old
Boat Class: M4-, M4+

9	Olympic Games	World Rowing Championships
GOLD	1	4
SILVER		2
BRONZE		



Rossano Galtarossa
Italy (ITA)
36 years old
Boat Class: M2x, M4x


10	Olympic Games	World Rowing Championships
GOLD	1	4
SILVER		1
BRONZE	2	3



© 2007 Getty Images

Kathrin Boron
Germany (GER)
38 years old
Boat Class: W1x, W2x, W4x


1	Olympic Games	World Rowing Championships
GOLD	4	8
SILVER		5
BRONZE		



© World Rowing

Georgeta Andrunache
Romania (ROU)
32 years old
Boat Class: W2-, W8+

2	Olympic Games	World Rowing Championships
GOLD	4	5
SILVER		4
BRONZE		2




© World Rowing

Doina Ignat
Romania (ROU)
39 years old
Boat Class: W2-, W2x, W4-, W4x, W8+

3	Olympic Games	World Rowing Championships
GOLD	4	4
SILVER	1	5
BRONZE		3

2007 Top 10 Women


To be eligible to appear as a 2007 Top 10 Female Rower, athletes had to have been active at elite international level in 2007 by taking part at the World Rowing Championships or at a Rowing World Cup All-Time Olympic and World Championship results have been taken into account with a weighting to favour Olympic medals three times higher than World Championship medals. Athletes are listed in order of ranking.



© World Rowing

Viorica Susanu
Romania (ROU)
32 years old
Boat Class: W2-, W8+

4	Olympic Games	World Rowing Championships
GOLD	4	5
SILVER		3
BRONZE		2



© World Rowing

Elena Georgescu
Romania (ROU)
44 years old
Boat Class: W8+


5	Olympic Games	World Rowing Championships
GOLD	3	4
SILVER	1	2
BRONZE		1



© 2006 Getty Images

Ekaterina Karsten
Belarus (BLR)
36 years old
Boat Class: W1x, W2x, W4x


6	Olympic Games	World Rowing Championships
GOLD	2	5
SILVER	1	2
BRONZE	1	5



© 2007 Getty Images

Manuela Lutze
Romania (ROU)
34 years old
Boat Class: W4x


7	Olympic Games	World Rowing Championships
GOLD	2	5
SILVER		1
BRONZE		1



© telecom

Caroline Evers-Swindell
New Zealand (NZL)
29 years old
Boat Class: W2x, W4x

= 8	Olympic Games	World Rowing Championships
GOLD	1	3
SILVER		3
BRONZE		1



© telecom

Georgina Evers-Swindell
New Zealand (NZL)
29 years old
Boat Class: W2x, W4x

= 8	Olympic Games	World Rowing Championships
GOLD	1	3
SILVER		3
BRONZE		1



© Rowing Canada-Aviron

Lesley Thompson
Canada (CAN)
48 years old
Boat Class: W4+, W8+

10	Olympic Games	World Rowing Championships
GOLD	1	1
SILVER	2	1
BRONZE	1	4

5.2. Olympic Profiles

ALLEN Wyatt (USA)

Men's Eight (M8+)

Wyatt Allen got his start in rowing in the very competitive American collegiate rowing system where the eight reigns supreme. Although Allen only had his first taste of rowing at university, his talent was soon noticed and as a 21-year-old he made the United States under-23 team.

After taking a medal at the World Rowing Under 23 Championships in the eight, Allen moved to sculling. Again his talent didn't go unnoticed and Allen was soon being lured back to the men's eight and into coach Mike Teti's leading sweep squad. The year was 2004 and the eight was preparing to go after Olympic gold.

As a 25-year-old Allen became an Olympic Champion sitting in two seat of the USA's men's eight. Allen then decided to give sculling another go and won the USA trials in the single in 2005. But for Beijing, Allen, 29, has been drawn back into the eight to defend the Olympic title.

ANDRUNACHE-DAMIAN Georgeta (ROU)

Women's Eight (W8+)

Women's Pair (W2-)

Georgeta Andrunache-Damian is the most medalled Romanian rower still competing today. With four Olympic golds and five World Championship golds won within a decade of elite rowing, Georgeta is heading to Beijing with the aim to earn not one, but another two Olympic titles: the pair and the eight. This is becoming Andrunache's trademark, as she did just that in Sydney and Athens.

The path to Olympic coronation is a fight, she says: "It is not always easy to continue to be a champion. Although each day the fight becomes more difficult, it also becomes more interesting and captivating. I like this unarmed fight; it is the fight of intelligence and strength." Rowers in Romania train full time from the moment they are identified in their early teens by talent scouts. Georgeta was selected at age 13, and "loved rowing immediately".

BETTE Jean-Christophe (FRA)

Lightweight Men's Four (LM4-)

Jean-Christophe Bette of France has been rowing in the lightweight four for the past twelve years. He won the under-23 level Nations Cup two years in a row (1997 and 1998) and was crowned Olympic champion at the Sydney Games. His crewmates have all changed since then and the new-look four - World Champions in 2005 and silver medallists in 2006 and 2007 - will be hot contenders for gold in Beijing.

BICHYK Yuliya (BLR)

Women's Pair (W2-)

At 25, Yuliya Bichyk is already in her tenth year of racing at elite senior level. Her first appearance at the 1998 World Rowing Championships was in Cologne, Germany, where she finished fifth in the women's eight. This was two years after she had begun to row, and she was only 15. One year later, Yuliya won her first world title in the four and in 2000 and she became a junior world champion in the pair and raced her first Olympic final in the eight.

Between Sydney and Athens, Yuliya raced a few times in the eight but focused on the pair, racing with Natallia Helakh. The duo went on to win two world silver medals and one bronze in the lead up to their third-place finish at the 2004 Athens Olympics. Due to back pain, Yuliya switched from sweep rowing to sculling after Athens. The precaution seems to have paid off as she and Natallia grabbed their first World Championship gold last year when Yuliya got back in the pair.

BORON Kathrin (GER)

Women's Quadruple Sculls (W4x)

Germany's Kathrin Boron goes to the start line expecting nothing less than first. This is the attitude that has earned her four Olympic gold medals and made her the most successful female athlete in the history of rowing. Going to Beijing in the women's quad will put Boron within striking range of matching the great Sir Steve Redgrave's record of five Olympic golds.

Boron, 38, began rowing under the East German system. She was singled out as a 13-year-old for her physiological potential and soon became an institution in the East German and then united German rowing team. Always a sculler, Boron has won international medals in all sculling disciplines with her Olympic medals achieved in the double and in the quad.

Boron has had very few breaks in her long and distinguished career. She took just a short time off in 2002 following the birth of her daughter, Cora, but Boron continued to work through her pregnancy with long-term coach Jutta Lau to get back into rowing as quickly as possible.

CHALUPA Vaclav (CZE)

Men's Pair (M2-)

When Vaclav Chalupa went to his first Olympic Games he rowed for a Czechoslovakia under Soviet authority; at his second Olympics the "Velvet Revolution" had taken place; when he went to his third Games he was rowing for the Czech Republic. Chalupa went on to race at Sydney in 2000 and Athens in 2004. Of these five Olympic Games, Chalupa was his country's single sculler at four of them. Of those, his best finish was a silver medal in Barcelona in 1992.

When the young Czech sculler, Ondrej Synek, beat Chalupa at the 2005 Czech National Championships in the single, Chalupa looked for another boat to row in. In 2007 at the World Rowing Championships it was the double. With Makivicka, Chalupa changed from sculling to sweep rowing and raced in the men's pair. It was a gamble that paid off - albeit at the eleventh hour. Chalupa will go to Beijing as a 40-year-old, racing at his sixth Olympic Games, and ready to take on the best in the world.

COP Iztok (SLO)

Men's Double Sculls (M2x)

As Slovenia's most successful athlete, Iztok Cop knows the burden and expectations that this role brings, but takes it in his stride, making sure his hair is the right colour and his boat speed fast. Cop's speed first came out

back in 1990 racing for Yugoslavia as a junior, where he won the pair. The following year Cop finished second at the senior World Rowing Championships and followed it up with a bronze at the 1992 Olympic Games - as a Slovenian. Slovenia was ecstatic.

Since then Cop has had a stint in the single, taking a World Championship title but finishing just outside the medals at the 1996 Atlanta Games. After re-evaluating his situation, Cop teamed up with young 19-year-old Luka Spik in the double in 1999. They had instant success, winning at the worlds then taking Olympic gold in 2000. The duo followed this up with silver at the 2004 Athens Olympics. Cop, 36, goes to Beijing knowing that when the pressure is on, he and Spik know how to step up to the challenge.

CUMMINS Anna (USA)

Women's Eight (W8+)

Women's Pair (W2-)

In 2006, Anna Cummins (nee Mickelson) was named US Rowing's Female Athlete of the Year, following her outstanding performances in both the women's eight (gold with a new World Best time) and women's pair (fourth).

Cummins, a silver medallist in the eight in 2004 and a three-time World Champion, has her sights set on gold in Beijing. She will be among a rare group to race in two events: the eight and the pair. "My teammates are incredible and I wouldn't be able to race two events without the solid depth on our squad. My mental game plan will be the same as it is for any regatta: focus on doing what I have done every day in practice and in every race before."

Since Athens, Cummins says she has worked with Coach Tom Terhaar to improve her technical skills, moving over to row in the single and on the sculling team in 2005. "I took my new skills back to the sweep team in 2006. My eight rowing was much better and once paired up with Megan Cooke and Portia McGee, I learned to make the pair go fast as well," says the 28-year-old who married Bob Cummins (a member of the 1997 World Champion US men's eight) in 2007.

DRYSDALE Mahe (NZL)

Men's Single Sculls (M1x)

Inspired by 2000 Olympic Champion Rob Waddell and driven by strong self-belief, New Zealand's Mahe Drysdale goes to Beijing as the three-time reigning World Champion in perhaps one of the most challenging events, the men's single.

Drysdale's rise to the top of the single ranks happened quickly. In 2004 he was racing at Athens in the men's four. The next year he was the best single sculler in the world. This did not come without challenges. A collision while he was rowing with a water skier put him into hospital, fearing for his rowing future. Drysdale came back stronger using rehabilitation to bolster his core strength.

Coming into the 2008 season, Drysdale had to face off a challenge for his Olympic spot in the single from 2000 Olympic Champion Rob Waddell. It was a tough and high-profile series of three trials, but Drysdale emerged on top and retained his position. He goes to Beijing as a gold medal favourite.

EBBESEN Eskild (DEN)

Lightweight Men's Four (LM4-)

Fourteen years have come and gone since Dane Eskild Ebbesen won his first World Championship gold in the lightweight four. Number two on the 2007 list of Top 10 Male Rowers, his name is synonymous with Denmark's "Guldiferren" or "Golden Four". Ebbesen is now a six-time World Champion, two-time Olympic champion and has set the World Best Time in this boat class. After triumph in Athens, Ebbesen retired from rowing, but not for long. With loads of energy to spare, he was back on the water in 2007 and at 36 is going for his fourth Olympic Games.

EVERS-SWINDELL Georgina and Caroline (NZL)

Women's Double Sculls (W2x)

Identical twins Georgina and Caroline Evers-Swindell are widely known in their home country New Zealand as beef and lamb. The duo has featured prominently

in a meat marketing campaign for a number of years. Georgina and Caroline rowed in different boat classes before settling for the double in 2001. That year they won silver at the World Rowing Championships.

A string of successes followed: they owned the World Championship title for the next two years, set the World Best Time in 2002 (which still holds today) then became Olympic Champions in 2004, followed by another World Championship title. The duo looked unstoppable. Coming third at the 2006 World Rowing Championships set them back and this year they have struggled with their form. But there is no doubting the dedication of Caroline and Georgina. They have not seen a complete New Zealand winter in more than a decade, travelling every June to Europe to compete at international regattas. The sisters rank eighth equal on 2007's list of Top 10 female rowers.

GALTAROSSA Rossano (ITA)

Men's Quadruple Sculls (M4x)

Rossano Galtarossa is one of Italy's most successful rowers and is going for Olympic Games number five. At 36, he is number ten on World Rowing's 2007 list of Top 10 Male Athletes and he shows no sign of slowing down. The quad is the boat in which he has performed the best: two Olympic medals, including the title of Olympic Champion in 2000, and four World Championship golds. Between Sydney and Athens he had a stint in the double with crewmate Alessio Sartori - the duo won bronze at the worlds in 2002 and silver in 2003 and went on to earn Olympic bronze in 2004. Taking a break after Athens, Galtarossa came back to the quad last year with Beijing on his mind and will be aiming for his fourth Olympic medal.

GINN Drew (AUS)

Men's Pair (M2-)

At 33, Drew Ginn of Australia is going for Olympic Games and Olympic medal number three. A key figure on the men's pair scene for the past ten years, Ginn is the reigning World and Olympic Champion. It was in 1999 that he earned his first World Championship gold

in the pair – and he went on to collect another three. Ginn made his international debut at under-23 level in the men's eight and won his first international medal in the four – the year was 1996 and it was Olympic gold. After his world title in 1999, injury forced Ginn off the water and kept him out of the boat until 2002, causing him to miss out on the Sydney Olympics. Four years later he was back on top and won his second Olympic title. Ginn is number three on World Rowing's list of 2007 Top 10 Male Rowers.

GRAINGER Katherine (GBR)

Women's Quadruple Sculls (W4x)

The quad is Great Britain's flagship female crew, and as Britain's most accomplished female Olympic rower, Katherine Grainger is the unofficial leader of the boat. She has notched up two Olympic silver medals and is a regular winner of the women's single at British trials.

Now Grainger aims to be part of the first women's crew to earn Britain's first Olympic gold in rowing. And there is every reason to believe that Grainger will achieve this goal; her quad goes to Beijing as three-time consecutive World Champions.

Grainger hails from Scotland and started rowing as a way to take a break from her university studies, but rowing soon came to the forefront of her life. Grainger, who already has a law degree and a master's degree, is currently finishing off her PhD.

HAMILTON Kyle (CAN)

Men's Eight (M8+)

When the Olympic dreams of three-time World Champion Kyle Hamilton were charred under the Athens sun four years ago, the dark moments back at the dock were brightened by his wife Erica's words: "If you want to row for another four years, I'm okay with that."

It was enough for him to get back in the boat for a shot at Beijing. "You tend to learn more from losses than you do from wins," reflects Hamilton, who took the chance to put his law degree on hold to make the most of

his Olympic schooling. "We learned that anything can happen in the Olympics. We learned that a heat in the Olympics is not the same as a heat anywhere else. You have to treat every race at the Olympics like a final. You can't get caught with your pants down."

"You can never erase it. It (Athens) is always there. We are going to have a different race in Beijing. We've laid the groundwork. Now it's time to race." And what does he hope his wife will say afterwards this time? "I just hope she's congratulating me on a win."

HARDY Adrien (FRA)

Men's Double Sculls (M2x)

Beijing will be Adrien Hardy's third Olympic Games. Yet again he will be competing in the men's double, and yet again he will have a different partner. In Sydney Adrien finished in the B Final with Frederic Kowal and in Athens he and Sebastien Vieilledent made it to the podium with gold. This time around Hardy will defend his Olympic title with Jean-Baptiste Macquet, bringing with him eight years of experience in the double, including two World Championship titles and two world silver medals as well as the current World Best Time.

JAANSON Jueri (EST)

Men's Double Sculls (M2x)

Estonia's Jueri Jaanson is a rower that other rowers will name when asked where they get their inspiration from. His longevity has inspired many, and his up and down career has also been an inspiration. Jaanson became a World Champion in 1990 in the single. It then took him five years to win another medal and then a further five years to even make an A Final.

His ability to persevere until his fourth Olympic Games and to finally win an Olympic medal (silver in the men's single sculls in 2004) was moving to all of those who were involved. Jaanson has now shown that even a long-time single sculler can adapt and change. Deciding it was time to take a bigger part in the Estonian team, Jaanson moved into the quad in 2005 and then into the double. At 42, Jaanson is going to his fifth Olympic Games and

has every chance of medalling in the men's double with partner Tonu Endrekson.

KARSTEN-KHODOTOVITCH Ekaterina (BLR)

Women's Single Sculls (W1x)

Belarus's best, Ekaterina Karsten, can name the country's president Alexander Lukashenko as a friend. The single sculler has been on the medals table at World Rowing events ever since Belarus gained independence from the Soviet Union in 1991 and she can credit the Soviet talent selection process with her introduction to the sport. Karsten went to her first Olympic Games in 1992 as a 20-year-old and won bronze in the quad. In 1995 she changed to the single and never looked back. A year later Karsten had an Olympic gold medal.

Beijing is Karsten's fifth Olympic Games and she goes there as the only rower to have an unbroken winning streak in the single, beginning after her second place finish at the 2004 Athens Olympics.

Married to German coach Wilfried Karsten, Ekaterina spends much of her time in Germany with her husband and daughter. She is number six on World Rowing's 2007 list of top female rowers.

KNAPKOVA Mirka (CZE)

Women's Single Sculls (W1x)

When Mirka Knapkova decided that the single was the boat for her, the Czech Republic gained one of their most consistent and successful scullers. Knapkova hit the international scene as a single sculler in 2001, just two years after leaving athletics and taking up rowing. Knapkova finished fifth in her first international race and since then has never done less than fourth. It is Knapkova that is most often seen in second place behind Ekaterina Karsten and her track record puts her firmly at number two in the world.

Knapkova finished fourth in Athens. Since then, of all of the single scullers, she has been the one with the most courage to challenge Karsten. The Czech sculler has experimented with various tactics, but so far Karsten

has always been able to pull in front. Beijing will be Knapkova's second Olympics.

KOROL Adam (POL)

Men's Quadruple Sculls (M4x)

At the Athens Games in 2004, Poland's Adam Korol finished fourth in the men's quad. This was a devastating result after holding second place with just 500m left to row. Korol vowed to return for a shot at gold in his fourth Olympics. Winning the 2005 World Rowing Championships set Korol's team in the right direction. The quad followed it up with two more World Championship titles and set a World Best Time in 2006.

Korol, 33, took up rowing when he was 14 and has been competing internationally for 16 years without a break. The longest Korol has been out of a boat in that time is two weeks in 2006 recovering from a back injury. A father of two, Korol estimates he spends 230 days a year away from home as a full-time athlete.

NEYKOVA Rummyana (BUL)

Women's Single Sculls (W1x)

Rummyana Neykova dominated the single sculls podium along with Ekaterina Karsten-Khodovitch and Katrin Rutschow-Stomporowski from 1999 until the Athens Games in 2004. During that time she grabbed two World Championship golds and two Olympic medals – first silver, then bronze. After Athens, she left the single and raced for a year in the double before taking a break to have her second child.

Coming back to elite rowing in 2007 at Amsterdam's Rowing World Cup, it was only later that year in Munich, at the World Rowing Championships, that she began to row her way back to the podium, winning all initial rounds and finishing with silver behind long-standing rival Ekaterina Karsten. A mere three weeks after peaking at the worlds, she went on to race at the first European Rowing Championships held in over thirty years, and won the title. At 35, Neykova is heading towards Beijing with that elusive Olympic gold on her mind. Will she be able to meet the challenge?

PURCHASE Zac (GBR)

Lightweight Men's Double Sculls (LM2x)

When Great Britain's Zac Purchase won his first international gold medal at the World Rowing Under 23 Championships, he did it by completely dominating the field from the heats through to the finals. The year was 2005 and it was Purchase's first year competing on the British team in the lightweight single. Purchase was just 19 years old.

The following year Purchase proved he had what it took at the senior level and became World Champion in the lightweight single, setting a new World Best Time in the process. His time of 6:47.82 still holds today.

But the ambitious Purchase knew that he would have to change to the lightweight double to compete at the Olympic Games. Some doubted whether he could transition smoothly from single sculling to a team boat. In 2007 he was paired with Mark Hunter and in their first international race in the double they finished second. Purchase and Hunter head for Beijing after winning the 2008 Rowing World Cup. In just one year they have become the crew to beat.

RASMUSSEN Mads (DEN)

Lightweight Men's Double Sculls (LM2x)

If you're a Danish rower and you're successful then there's a good chance that you are a lightweight. Rasmussen is Danish, successful and a lightweight. He has been half of Denmark's lightweight double for the last seven years after uniting with Rasmus Quist in 2001.

Going to the Athens Olympics the duo were in medal contention but finished in the unlucky fourth position. Rasmussen continued on for another go. After becoming World Champions in 2006, Rasmussen and Quist went into 2007 unstoppable under the direction of Coach Thomas Poulsen. They set a new World Best Time and never lost a race. This year illness has slowed them down a fraction, but a second-place finish at the final stage of the Rowing World Cup in June puts Rasmussen, 26, back on track to go for gold in Beijing.

SARTORI Alessio (ITA)

Men's Four (M4-)

A master at sculling, Italy's Alessio Sartori became a Junior World Champion in the single in 1994 and that same year, at just 17 years of age, became a World Champion at senior level in the quad. Continuing in the same boat class, Sartori added two more World Championship golds to his collection and, to top it all off, became an Olympic Champion in 2000. Moving to the double after Sydney, his medal tally grew even larger with world silver in 2002 and bronze in 2003, and another Olympic medal, bronze, in 2004. Successful in sculling, Sartori proved his performance could match his reputation in sweep rowing by winning silver at the World Rowing Championships in the eight (2006) and in the four (2007).

SKELIN Niksa and Sinisa (CRO)

Men's Pair (M2-)

Croatian brothers Sinisa and Niksa first competed internationally together in Sydney, at the 2000 Olympic Games. It was in the men's eight and they rowed to bronze. The following year they switched to the pair and were immediately successful, earning two world silvers and one bronze. In Athens, Sinisa's third Olympic Games and Niksa's second, the brothers rowed to silver.

Four years separate Sinisa, the medical doctor, and his younger sibling Niksa. As Niksa says, "We'd already known each other for 19 years before starting to row together and that's a huge advantage in our sport."

TIAN Liang (CHN)

Women's Double Sculls (W2x)

Liang Tian was first seen on the international rowing scene in 2004. It was in the quad at the Rowing World Cup in Lucerne. Two years later she had settled in the double with partner Qin Li. Their progression to World Champion status happened quickly. From a B-Final finish at the 2006 World Rowing Championships, Tian went on to win gold at two Rowing World Cup regattas in 2007 and grab the world title that same year. In 2008

she has remained unbeaten. Beijing will be Tian's first Olympic Games in rowing and she will be aiming for nothing less than Olympic gold.

THOMPSON-WILLIE Lesley (CAN)

Women's Eight (W8+)

Coxswain Lesley Thompson-Willie's comeback in 2006 has been a key factor in the return of competitiveness for the Canadian women's eight. The 48-year-old is back for her sixth Olympics after retiring post-Sydney where her eight won bronze - the only medal for Canada that year.

In the last three Olympics she attended, she didn't earn less than bronze (gold in 1992, silver in 1996, and bronze in 2000). When she won her first Olympic medal (silver) in 1984, most of her current teammates were just toddlers. Her depth of experience has played a large part in rebuilding Canada's women's eight after a lacklustre performance in Athens and a complete absence from international competition in 2005.

Thompson-Willie led her crew to Olympic Qualification at the Final Qualification Regatta in June, squeezing China out of an Olympic spot. At the following Rowing World Cup in Poznan, Poland, Canada missed gold by just one-hundredth of a second.

"The absolute entire field is within a second or a couple seconds of each other," says Thompson-Willie. "That's the tightest racing I've seen in my career, probably since women first got into rowing at the Olympics in 1976.»

TOMKINS James (AUS)

Men's Eight (M8+)

Number one on the 2007 list of Top 10 Male Rowers, James Tomkins of Australia is also third on the list of rowing's all-time most accomplished oarsmen. Turning 43 two days after the Olympic Final in Beijing makes him one of the oldest athletes to compete at this year's Olympic Rowing Regatta, and still, he is a top medal contender. A seven-time World Champion and three-time Olympic champion, his impressive rowing career spans more than two decades, with success in every sweep boat class: the eight, the four, the coxed four, the pair and the coxed pair. Beijing will be Tomkins' sixth Olympic Games and, as in Seoul twenty years ago, he will be racing in the eight.

VAN EUPEN Marit (NED)

Lightweight Women's Double Sculls (LW2x)

She called it "possibly the greatest honour in my rowing career." In 2005, the Netherlands' Marit van Eupen received the Golden Oar. This award is handed on from one top Dutch sculler to the next and in its 117-year history it has only had six owners.

After finishing third in the lightweight double at the Athens Olympics, her partner Kirsten van der Kolk retired, leaving van Eupen to pursue the lightweight single. Van Eupen did so with great gusto, becoming the World Champion in 2005 and repeating this feat in 2006 and 2007. With van der Kolk's comeback at the end of 2007, the duo qualified for the Beijing Olympics at the Final Olympic Qualification Regatta in June.

With gold shoes in the boat and a silver medal from the 2008 Rowing World Cup, the highly confident and competitive van Eupen could achieve her Olympic gold aspirations in Beijing.

XU Dongxiang (CHN)

Lightweight Women's Double Sculls (LW2x)

Dongxiang Xu first raced internationally as a junior in 1999. Her boat was the single, and she finished 11th overall. Three years later she adopted the lightweight double, and her performance has gradually improved over the years, making her one of the hottest rowers in this highly contested Olympic boat class. Beijing will be her second Olympic Games. Leading up to Athens, Xu was a regular A-finalist but had not yet won an international medal. Now Xu will turn up in Beijing with a World Championship title and a new World Best Time to her credit.

6. Historical Results: Olympic Games

6.1. Olympic Games 1900-2004 (current Olympic boat classes)

Men

Men's Single Sculls (M1x)

Year	Location	1st	T	2nd	T	3rd	T
2004	Athens (GRE)	Norway (NOR) Olaf Tufte	6:49.30	Estonia (EST) Jueri Jaanson	6:51.42	Bulgaria (BUL) Ivo Yanakiev	6:52.80
2000	Sydney (AUS)	New Zealand (NZL) Rob Waddell	6:48.90	Switzerland (SUI) Xeno Müller	6:50.55	Germany (GER) Marcel Hacker	6:50.83
1996	Atlanta, GA (USA)	Switzerland (SUI) Xeno Müller	6:44.85	Canada (CAN) Derek Porter	6:47.45	Germany (GER) Thomas Lange	6:47.72
1992	Barcelona (ESP)	Germany (GER) Thomas Lange	6:51.40	Czechoslovakia (TCH) Vaclav Chalupa	6:52.93	Poland (POL) Kajetan Broniewski	6:56.82
1988	Seoul (KOR)	East Germany (GDR) Thomas Lange	6:49.86	West Germany (FRG) Peter-Michael Kolbe	6:54.77	New Zealand (NZL) Eric Verdonk	6:58.66
1984	Los Angeles, CA (USA)	Finland (FIN) Pertti Karppinen	7:00.24	West Germany (FRG) Peter-Michael Kolbe	7:02.19	Canada (CAN) Robert Mills	7:10.38
1980	Moscow (URS)	Finland (FIN) Pertti Karppinen	7:09.61	Soviet Union (URS) Vasily Yakusha	7:11.66	East Germany (GDR) Peter Kersten	7:14.88
1976	Montreal (CAN)	Finland (FIN) Pertti Karppinen	7:29.03	West Germany (FRG) Peter-Michael Kolbe	7:31.67	East Germany (GDR) Joachim Dreifke	7:38.03
1972	Munich (FRG)	Soviet Union (URS) Yuriy Malyshev	7:10.12	Argentina (ARG) Alberto Demiddi	7:11.53	East Germany (GDR) Wolfgang Guldenpfennig	7:14.45
1968	Mexico City (MEX)	Netherlands (NED) Jan Wienese	7:47.8	West Germany (FRG) Jochen Meissner	7:52.0	Argentina (ARG) Alberto Demiddi	7:57.19
1964	Tokyo (JPN)	Soviet Union (URS) Vyacheslav Ivanov	8:22.51	Germany (GER) Achim Hill	8:26.24	Switzerland (SUI) Gottfried Kottmann	8:29.68
1960	Rome (ITA)	Soviet Union (URS) Vyacheslav Ivanov	7:13.96	Germany (GER) Achim Hill	7:20.21	Poland (POL) Teodor Kocerka	7:21.26
1956	Melbourne (AUS)	Soviet Union (URS) Vyacheslav Ivanov	8:02.5	Australia (AUS) Stuart MacKenzie	8:07.7	United States (USA) John Kelly Jr.	8:11.8
1952	Helsinki (FIN)	Soviet Union (URS) Yuriy Tyukalov	8:12.8	Australia (AUS) Mervyn Wood	8:14.5	Poland (POL) Teodor Kocerka	8:19.4
1948	London (GBR)	Australia (AUS) Mervyn Wood	7:24.4	Uruguay (URU) Eduardo Risso	7:38.2	Italy (ITA) Romolo Catasta	7:51.4
1936	Berlin (GER)	Germany (GER) Gustav Schäfer	8:21.5	Austria (AUT) Josef Hasenöhrl	8:25.8	United States (USA) Daniel Barrow	8:28.0
1932	Los Angeles, CA (USA)	Australia (AUS) Bobby Pearce	7:44.4	United States (USA) William Miller	7:45.2	Uruguay (URU) Guillermo Douglas	8:13.6
1928	Amsterdam (NED)	Australia (AUS) Bobby Pearce	7:11.0	United States (USA) Kenneth Myers	7:20.8	Great Britain (GBR) David Collet	7:19.8
1924	Paris (FRA)	Great Britain (GBR) Jack Beresford Jr.	7:49.2	United States (USA) William Gilmore	7:54.0	Switzerland (SUI) Josef Schneider	8:01.1
1920	Antwerp (BEL)	United States (USA) John Kelly Sr.	7:35	Great Britain (GBR) Jack Beresford Jr.	7:36	New Zealand (NZL) Clarence Hadfield d'Arcy	7:48
1912	Stockholm (SWE)	Great Britain (GBR) William Kinnear	7:47.60	Belgium (BEL) Polydore Veirman	7:56.00	Canada (CAN) Everard Butler	
1908	London (GBR)	Great Britain (GBR) Harry Blackstaffe	9:26			Russia (URS) Mikhail Kuusik	
1904	St. Louis, MO (USA)	United States (USA) Frank Greer	10:08.5	United States (USA) James Juvenal		United States (USA) Constance Titus	
1900	Paris (FRA)	France (FRA) Henri Barrelet	7:35.6	France (FRA) André Gaudin	7:41.6	Great Britain (GBR) George Saint Ashe	8:15.6

Men's Pair (M2-)

Year	Location	1st	T	2nd	T	3rd	T
2004	Athens (GRE)	Australia (AUS) Drew Ginn James Tomkins	6:30.76	Croatia (CRO) Sinisa Skelin Niksa Skelin	6:32.64	South Africa (RSA) Donovan Cech Ramon Di Clemente	6:33.40
2000	Sydney (AUS)	France (FRA) Michel Andrieux Jean-Christophe Rolland	6:32.97	United States (USA) Ted Murphy Sebastian Bea	6:33.80	Australia (AUS) Matthew Long James Tomkins	6:34.26
1996	Atlanta, GA (USA)	Great Britain (GBR) Steve Redgrave Matthew Pinsent	6:20.09	Australia (AUS) David Weightman Robert Scott	6:21.02	France (FRA) Michel Andrieux Jean-Christophe Rolland	6:22.15
1992	Barcelona (ESP)	Great Britain (GBR) Steve Redgrave Matthew Pinsent	6:27.72	Germany (GER) Peter Hölitzbein Colin von Ettingshausen	6:32.68	Slovenia (SLO) Iztok Cop Denis Zvegelj	6:33.43
1988	Seoul (KOR)	Great Britain (GBR) Andy Holmes Steve Redgrave	6:36.84	Romania (ROU) Dragos Neagu Danut Dobre	6:38.06	Yugoslavia (YUG) Sadik Mujkic	6:41.01
1984	Los Angeles, CA (USA)	Romania (ROU) Petru Iosub Valer Toma	6:45.39	Spain (ESP) Fernando Climent Luis Lasúrtegui	6:48.47	Norway (NOR) Hans-Magnus Grepperud Sverre Løken	6:51.81

1980	Moscow (URS)	East Germany (GDR) Jörg Landvoigt Bernd Landvoigt	6:48.01	Soviet Union (URS) Nikolay Pimenov Yuriy Pimenov	6:50.50	Great Britain (GBR) Charles Wiggins Malcolm Carmichael	6:51.47
1976	Montreal (CAN)	East Germany (GDR) Jörg Landvoigt Bernd Landvoigt	7:23.31	United States (USA) Calvin Coffey Michael Staines	7:26.73	West Germany (FRG) Peter Vanroye Thomas Strauss	7:30.03
1972	Munich (FRG)	East Germany (GDR) Siegfried Brietzke Wolfgang Mager	6:53.16	Switzerland (SUI) Heinrich Fischer Alfred Bachmann	6:57.06	Netherlands (NED) Roelof Luynenburg Ruud Stokvis	6:58.70
1968	Mexico City (MEX)	East Germany (GDR) Jörg Lucke Heinz-Jürgen Bothe	7:26.56	United States (USA) Laurence Hough Philip Johnson	7:26.71	Denmark (DEN) Peter Christiansen Ib Ivan Larsen	7:31.84
1964	Tokyo (JPN)	Canada (CAN) George Hungerford Roger Jackson	7:32.94	Netherlands (NED) Steven Blaisse Ernst Veenemans	7:33.40	Germany (GER) Michael Schwan Wolfgang Hottenrott	7:38.63
1960	Rome (ITA)	Soviet Union (URS) Valentin Boreyko Oleg Golovanov	7:02.01	Austria (AUT) Alfred Sageder Josef Kloimstein	7:03.69	Finland (FIN) Veli Lehtelä Toimi Pitkänen	7:03.8
1956	Melbourne (AUS)	United States (USA) James Fifer Duvall Hecht	7:55.4	Soviet Union (URS) Igor Buldakov Viktor Ivanov	8:03.9	Austria (AUT) Alfred Sageder Josef Kloimstein	8:11.8
1952	Helsinki (FIN)	United States (USA) Charles Logg Thomas Price	8:20.7	Belgium (BEL) Michel Knuyssen Robert Baetens	8:23.5	Switzerland (SUI) Kurt Schmid Hans Kalt	8:32.7
1948	London (GBR)	Great Britain (GBR) Jack Wilson William Laurie	7:21.1	Switzerland (SUI) Hans Kalt Josef Kalt	7:23.9	Italy (ITA) Felice Fanetti Bruno Boni	7:31.5
1936	Berlin (GER)	Germany (GER) Willi Eichhorn Hugo Strauss	8:16.1	Denmark (DEN) Richard Olsen Harry Larsen	8:19.2	Argentina (ARG) Horacio Podesta Julio Curatella	8:23.0
1932	Los Angeles, CA (USA)	Great Britain (GBR) Hugh Edwards Lewis Clive	8:00.0	New Zealand (NZL) Cyril Stiles Frederick Thompson	8:02.4	Poland (POL) Henryk Budzinski Janusz Mikolajczak	8:08.2
1928	Amsterdam (NED)	Germany (GER) Bruno Müller Kurt Möschter	7:06.4	Great Britain (GBR) Terence O'Brien Archibald Nisbet	7:08.8	United States (USA) Paul McDowell John Schmitt	7:20.4
1924	Paris (FRA)	Netherlands (NED) Teun Beijnen Wilhelm Rösingh	8:19.4	France (FRA) Maurice Bouton Georges Piot	8:21.6		
1908	London (GBR)	Great Britain (GBR) John Fenning Gordon Thomson	9:41				
1904	St. Louis, MO (USA)	United States (USA) Robert Farnam Joseph Ryan	10:57.0	United States (USA) John Mulcahy William Varley		United States (USA) John Joachim John Buerger	

Men's Double Sculls (M2x)

Year	Location	1st	T	2nd	T	3rd	T
2004	Athens (GRE)	France (FRA) Sébastien Vieilledent Adrien Hardy	6:29.00	Slovenia (SLO) Luka Spik Iztok Cop	6:31.72	Italy (ITA) Rossano Galtarossa Alessio Sartori	6:32.93
2000	Sydney (AUS)	Slovenia (SLO) Luka Spik Iztok Cop	6:16.63	Norway (NOR) Olaf Tufte Fredrik Bekken	6:17.98	Italy (ITA) Giovanni Calabrese Nicola Sartori	6:20.49
1996	Atlanta, GA (USA)	Italy (ITA) Davide Tizzano Agostino Abbagnale	6:16.98	Norway (NOR) Kjetil Undset Steffen Størseth	6:18.42	France (FRA) Frédéric Kowal Samuel Barathay	6:19.85
1992	Barcelona (ESP)	Australia (AUS) Stephen Hawkins Peter Antonie	6:17.32	Austria (AUT) Arnold Jonke Christophe Zerbst	6:18.42	Netherlands (NED) Henk-Jan Zwolle Nico Rienks	6:22.82
1988	Seoul (KOR)	Netherlands (NED) Ronald Florijn Nico Rienks	6:21.13	Switzerland (SUI) Beat Scherzmann Ueli Bodenmann	6:22.59	Soviet Union (URS) Alexander Marchenko Vasiliy Yakusha	6:22.87
1984	Los Angeles, CA (USA)	United States (USA) Bradley Lewis Paul Enquist	6:36.87	Belgium (BEL) Pierre-Marie Deloof Dirk Crois	6:38.19	Yugoslavia (YUG) Zoran Pancic Milorad Stanulov	6:39.59
1980	Moscow (URS)	East Germany (GDR) Joachim Dreifke Klaus Kröppelien	6:24.33	Yugoslavia (YUG) Zoran Pancic Milorad Stanulov	6:26.34	Czechoslovakia (TCH) Zdenek Pecka Václav Vochoska	6:29.07
1976	Montreal (CAN)	Norway (NOR) Frank Hansen Alf Hansen	7:13.2	Great Britain (GBR) Christopher Baillieu Michael Hart	7:15.26	East Germany (GDR) Hans-Ulrich Schmied Jürgen Bertow	7:17.45
1972	Munich (FRG)	Soviet Union (URS) Aleksandr Timoshinin Gennadiy Korchikov	7:01.77	Norway (NOR) Frank Hansen Svein Thøgersen	7:02.58	East Germany (GDR) Joachim Böhmer Hans-Ulrich Schmied	7:05.55
1968	Mexico City (MEX)	Soviet Union (URS) Anatoliy Sass Aleksandr Timoshinin	6:51.82	Netherlands (NED) Leendert van Dis Henricus Droog	6:52.8	United States (USA) William Maher John Nunn	6:54.21
1964	Tokyo (JPN)	Soviet Union (URS) Oleg Tyurin Boris Dubrovskiy	7:10.66	United States (USA) Seymour Cromwell James Storm	7:13.16	Czechoslovakia (TCH) Vladimir Andrs Pavel Hofmann	7:14.23
1960	Rome (ITA)	Czechoslovakia (TCH) Vacláv Kozák Pavel Schmidt	6:47.5	Soviet Union (URS) Aleksandr Berkutov Yuriy Tyukalov	6:50.49	Switzerland (SUI) Ernst Hürlimann Rolf Larcher	6:50.59

1956	Melbourne (AUS)	Soviet Union (URS) Aleksandr Berkutov Yuriy Tyukalov	7:24.0	United States (USA) Bernard Costello Jr. James Gardiner	7:32.2	Australia (AUS) Murray Riley Mervyn Wood	7:37.4
1952	Helsinki (FIN)	Argentina (ARG) Tranquilo Cappozzo Eduardo Guerrero	7:32.2	Soviet Union (URS) Georgiy Zhilin Igor Yemchuk	7:38.3	Uruguay (URU) Miguel Seijas Juan Rodríguez	7:43.7
1948	London (GBR)	Great Britain (GBR) Richard Burnell Bertie Bushnell	6:51.3	Denmark (DEN) Ebbe Parsner Aage Larsen	6:55.3	Uruguay (URU) William Jones Juan Rodríguez	7:12.4
1936	Berlin (GER)	Great Britain (GBR) Jack Beresford Jr. Leslie Southwood	7:20.8	Germany (GER) Willi Kaidel Joachim Pirsch	7:26.2	Poland (POL) Roger Verey Jerzy Ustupski	7:36.2
1932	Los Angeles, CA (USA)	United States (USA) Kenneth Myers William Gilmore	7:17.4	Germany (GER) Herbert Buhtz Gerhard Boetzelen	7:22.8	Canada (CAN) Charles Pratt Noël de Mille	7:27.6
1928	Amsterdam (NED)	United States (USA) Paul Costello Charles McIlvaine	6:41.4	Canada (CAN) Joseph Wright Jr. John Guest	6:51.0	Austria (AUT) Leo Losert Viktor Flessl	6:48.8
1924	Paris (FRA)	United States (USA) John Kelly Sr. Paul Costello	6:34.00	France (FRA) Marc Detton Jean-Pierre Stock	6:38.00	Switzerland (SUI) Rudolf Bosshard Heinrich Thoma	
1920	Antwerp (BEL)	United States (USA) John Kelly Sr. Paul Costello	7:09.0	Italy (ITA) Erminio Dones Pietro Annoni	7:19.0	France (FRA) Alfred Pié Gaston Giran	7:21.0
1904	St. Louis, MO (USA)	United States (USA) John Mulcahy William Varley	10:03.2	United States (USA) James McLoughlin John Hoben		United States (USA) Joseph Ravanack John Wells	

Men's Four (M4-)

Year	Location	1st	T	2nd	T	3rd	T
2004	Athens (GRE)	Great Britain (GBR) Steve Williams James Cracknell Edward Coode Matthew Pinsent	6:06.98	Canada (CAN) Cameron Baerg Tom Herschmiller Jake Wetzel Barney Williams	6:07.06	Italy (ITA) Lorenzo Porzio Dario Dentale Luca Agamennoni Raffaello Leonardo	6:10.41
2000	Sydney (AUS)	Great Britain (GBR) James Cracknell Steve Redgrave Tim Foster Matthew Pinsent	5:56.24	Italy (ITA) Valter Molea Riccardo dei Rossi Lorenzo Carboncini Carlo Mornati	5:56.62	Australia (AUS) James Stewart Ben Dodwell Geoff Stewart Bo Hanson	5:57.61
1996	Atlanta, GA (USA)	Australia (AUS) Drew Ginn Nicholas Green James Tomkins Mike McKay	6:06.37	France (FRA) Gilles Bosquet Bertrand Vecten Daniel Fauche Olivier Moncelet	6:07.03	Great Britain (GBR) Rupert Obholzer Greg Searle Jonny Searle Tim Foster	6:07.28
1992	Barcelona (ESP)	Australia (AUS) Andrew Cooper Mike McKay Nicholas Green James Tomkins	5:55.04	United States (USA) Doug Burden Jeffrey McLaughlin Thomas Bohrer Patrick Manning	5:56.68	Slovenia (SLO) Janez Klemencic Saso Mirjanic Milan Jansa Sadik Mujkic	5:58.24
1988	Seoul (KOR)	East Germany (GDR) Roland Schröder Thomas Greiner Ralf Brudel Olaf Förster	6:03.11	United States (USA) Raoul Rodriguez Thomas Bohrer David Krmopotich Richard Kennelly	6:05.53	West Germany (FRG) Norbert Kesslau Jörg Puttlitz Volker Grabow Guido Grabow	6:06.22
1984	Los Angeles, CA (USA)	New Zealand (NZL) Leslie O'Connell Shane O'Brien Conrad Robertson Keith Trask	6:03.48	United States (USA) David Clark John Smith Philip Stekl Alan Forney	6:06.10	Denmark (DEN) Michael Jessen Lars Nielsen Per Rasmussen Erik Christiansen	6:07.72
1980	Moscow (URS)	East Germany (GDR) Siegfried Brietzke Andreas Decker Stefan Semmler Jürgen Thiele	6:08.17	Soviet Union (URS) Aleksey Kamkin Valeriy Dolinin Aleksandr Kulagin Vitaliy Yeliseyev	6:11.81	Great Britain (GBR) John Beattie Ian McNuff David Townsend Martin Cross	6:16.58
1976	Montreal (CAN)	East Germany (GDR) Siegfried Brietzke Andreas Decker Stefan Semmler Wolfgang Mager	6:37.42	Norway (NOR) Ole Nafstad Arne Bergodd Finn Tveter Rolf Andreassen	6:41.22	Soviet Union (URS) Raul Arnemann Nikolay Kuznetsov Valeriy Dolinin Anushavan Gasan-Dzhalylov	6:42.52
1972	Munich (FRG)	East Germany (GDR) Frank Forberger Dieter Grahn Frank Rühle Dieter Schubert	6:24.27	New Zealand (NZL) Dick Tonks Dudley Storey Ross Collinge Noel Mills	6:25.64	West Germany (FRG) Joachim Ehrig Peter Funnekötter Franz Held Wolfgang Plottka	6:28.41
1968	Mexico City (MEX)	East Germany (GDR) Frank Forberger Dieter Grahn Frank Rühle Dieter Schubert	6:39.18	Hungary (HUN) Zoltán Melis György Sáriós József Csermely Antal Melis	6:41.18	Italy (ITA) Renato Bosatta Tullio Baraglia Pier Angelo Conti Manzini Abramo Albini	6:44.01
1964	Tokyo (JPN)	Denmark (DEN) John Hansen Erik Petersen Kurt Helmudt Bjørn Hasløv	6:59.3	Great Britain (GBR) John Russell Hugh Wardell-Yerburgh William Barry John James	7:00.47	United States (USA) Geoffrey Picard Richard Lyon Ted Nash Theodore Mittet	7:01.37

1960	Rome (ITA)	United States (USA) Arthur Ayrault Ted Nash John Sayre Richard Wailes	6:26.26	Italy (ITA) Tullio Baraglia Renato Bosatta Giancarlo Crosta Giuseppe Galante	6:28.78	Soviet Union (URS) Igor Akhremchik Yuriy Bachurov Valentin Morkovkin Anatolij Tarabrin	6:29.62
1956	Melbourne (AUS)	Canada (CAN) Archie McKinnon Lorne Loomer Walter d'Hondt Donald Arnold	7:08.8	United States (USA) John Welchli John McKinlay Arthur McKinlay James McIntosh	7:18.4	France (FRA) René Guissart Yves Delacour Gaston Mercier Guy Guillaibert	7:20.9
1952	Helsinki (FIN)	Yugoslavia (YUG) Duje Bonacic Velimir Valenta Mate Trojanovic Petar Segvic	7:16.0	France (FRA) Pierre Blondiaux Jacques Guissart Marc Bouissou Roger Gautier	7:18.9	Finland (FIN) Veikko Lommi Kauko Wahlsten Oiva Lommi Lauri Nevalainen	7:23.3
1948	London (GBR)	Italy (ITA) Giuseppe Moioli Elio Morille Giovanni Invernizzi Franco Faggi	6:39	Denmark (DEN) Helge Halkjær Askel Hansen Helge Schrøder Ib Storm Larsen	6:43.5	United States (USA) Frederick Kingsbury Stuart Griffing Gregory Gates Robert Perew	6:47.7
1936	Berlin (GER)	Germany (GER) Rudolf Eckstein Anton Rom Martin Karl Wilhelm Menne	7:01.8	Great Britain (GBR) Thomas Bristow Alan Barrett Peter Jackson John Sturrock	7:06.5	Switzerland (SUI) Hermann Betschart Hans Homberger Alex Homberger Karl Schmid	7:10.6
1932	Los Angeles, CA (USA)	Great Britain (GBR) John Badcock Hugh Edwards Jack Beresford Jr. Rowland George	6:58.2	Germany (GER) Karl Aletter Ernst Gaber Walter Flinsch Hans Maier	7:03.0	Italy (ITA) Antonio Ghiardello Francesco Cossu Giliante D'Este Antonio Garzoni Provenzani	7:04.0
1928	Amsterdam (NED)	Great Britain (GBR) John Lander Michael Warriner Richard Beesly Edward Bevan	6:36	United States (USA) Charles Karle William Miller George Heales Ernest Bayer	6:37	Italy (ITA) Cesare Rossi Pietro Freschi Umberto Bonade Paolo Gennari	6:37.6
1924	Paris (FRA)	Great Britain (GBR) Charles Eley James MacNabb Robert Morrison Terrence Sanders	7:08.6	Canada (CAN) Colin Finlayson Archibald Black George MacKay William Wood		Switzerland (SUI) Emile Albrecht Alfred Probst Eugen Sigg Hans Walter	
1908	London (GBR)	Great Britain (GBR) Robert Cudmore Angus James Gillan Duncan McKinnon Robert Somers-Smith	8:34				
1904	St. Louis, MO (USA)	United States (USA) Arthur Stockhoff August Erker George Dietz Albert Nasse	9:05.8	United States (USA) Frederick Suerig Martin Fromanack Charles Aman Michael Begley		United States (USA) Gustav Voerg John Freitag Louis Helm Frank Dummerth	

Men's Lightweight Double Sculls (LM2x)

Year	Location	1st	T	2nd	T	3rd	T
2004	Athens (GRE)	Poland (POL) Tomasz Kucharski Robert Sycz	6:20.93	France (FRA) Frédéric Dufour Pascal Tournon	6:21.46	Greece (GRE) Vasileios Polymeros Nikolaos Skiathitis	6:23.23
2000	Sydney (AUS)	Poland (POL) Tomasz Kucharski Robert Sycz	6:21.75	Italy (ITA) Elia Luini Leonardo Pettinari	6:23.47	France (FRA) Pascal Tournon Thibaud Chapelle	6:24.85
1996	Atlanta, GA (USA)	Switzerland (SUI) Markus Gier Michael Gier	6:23.47	Netherlands (NED) Maarten van der Linden Pepijn Aardewijn	6:26.48	Australia (AUS) Anthony Edwards Bruce Hick	6:26.69

Men's Lightweight Four (LM4-)

Year	Location	1st	T	2nd	T	3rd	T
2004	Athens (GRE)	Denmark (DEN) Hans Thor Kristensen Thomas Ebert Stephan Mølviig Eskild Ebbesen	6:01.39	Australia (AUS) Glen Loftus Anthony Edwards Ben Cureton Simon Burgess	6:02.79	Italy (ITA) Lorenzo Bertini Catello Amarante Salvatore Amitrano Bruno Mascarenhas	6:03.74
2000	Sydney (AUS)	France (FRA) Laurent Porchier Jean-Christophe Bette Yves Hocde Xavier Dorfman	6:01.68	Australia (AUS) Simon Burgess Anthony Edwards Darren Balmforth Robert Richards	6:02.09	Denmark (DEN) Søren Madsen Thomas Ebert Eskild Ebbesen Victor Feddersen	6:03.51
1996	Atlanta, GA (USA)	Denmark (DEN) Niels Henriksen Thomas Poulsen Eskild Ebbesen Victor Feddersen	6:09.58	Canada (CAN) Jeff Lay Dave Boyes Gavin Hassett Brian Peaker	6:10.13	United States (USA) David Collins Jeff Pfaendtner Marc Schneider Bill Carlucci	6:12.29

Men's Quadruple Sculls (M4x)

Year	Location	1st	T	2nd	T	3rd	T
2004	Athens (GRE)	Russia (RUS) Sergei Fedorovtsev Igor Kravtsov Alekssei Svirin Nikolai Spinev	5:56.85	Czech Republic (CZE) David Kopriva Tomas Karas Jakub Hanak David Jirka	5:57.43	Ukraine (UKR) Sergij Grin Sergiy Biloushchenko Oleg Likov Leonid Shaposhnikov	5:58.87
2000	Sydney (AUS)	Italy (ITA) Agostino Abbagnale Alessio Sartori Rossano Galtarossa Simone Raineri	5:45.56	Netherlands (NED) Jochem Verberne Dirk Lippits Diederik Simon Michiel Bartman	5:47.91	Germany (GER) Marco Geisler Andreas Hajek Stephan Volkert André Willms	5:48.64
1996	Atlanta, GA (USA)	Germany (GER) André Steiner Andreas Hajek Stephan Volkert André Willms	5:56.93	United States (USA) Tim Young Eric Mueller Brian Jamieson Jason Gales	5:59.10	Australia (AUS) Janusz Hooker Ronald Snook Duncan Free Bo Hanson	6:01.65
1992	Barcelona (ESP)	Germany (GER) André Willms Andreas Hajek Stephan Volkert Michael Steinbach	5:45.17	Norway (NOR) Lars Bjønness Rolf Thorsen Kjetil Undset Per Albert Sætersdal	5:47.09	Italy (ITA) Gianluca Farina Rossano Galtarossa Alessandro Corona Filippo Soffici	5:47.33
1988	Seoul (KOR)	Italy (ITA) Piero Poli Gianluca Farina Davide Tizzano Agostino Abbagnale	5:53.37	Norway (NOR) Lars Bjønness Vetle Vinje Rolf Thorsen Alf Hansen	5:55.08	East Germany (GDR) Steffen Bogs Steffen Zühlke Heiko Habermann Jens Köppen	5:56.13
1984	Los Angeles, CA (USA)	West Germany (FRG) Albert Hedderich Raimund Hörmann Dieter Wiedenmann Michael Dürsch	5:57.55	Australia (AUS) Paul Reedy Gary Gullock Timothy McLaren Anthony Lovrich	5:57.98	Canada (CAN) Doug Hamilton Mike Hughes Phil Monckton Bruce Ford	5:59.07
1980	Moscow (URS)	East Germany (GDR) Frank Dunder Karsten Bunk Uwe Heppner Martin Winter	5:49.81	Soviet Union (URS) Yuriy Shapochka Yevgeniy Barbakov Valeriy Kleshnyov Nikolay Dovgan	5:51.47	Bulgaria (BUL) Mincho Nikolov Lyubomir Petrov Ivo Rusev Rogdan Dobrev	5:52.38
1976	Montreal (CAN)	East Germany (GDR) Wolfgang Guldenpfennig Rüdiger Reiche Karl-Heinz Bussert Michael Wolfram	6:18.65	Soviet Union (URS) Yevgeniy Duleyev Yuriy Yakimov Aivars Lazdenieks Vytautas Butkus	6:19.89	Czechoslovakia (TCH) Jaroslav Hellebrand Václav Vochoska Zdenek Pecka Vladek Lacina	6:21.77

Men's Eight (M8+)

Year	Location	1st	T	2nd	T	3rd	T
2004	Athens (GRE)	United States (USA) Jason Read Wyatt Allen Chris Ahrens Joseph Hansen Matthew Deakin Dan Beery Beau Hoopman Bryan Volpenhein Pete Cipollone	5:42.48	Netherlands (NED) Matthijs Vellenga Gijs Vermeulen Jan-Willem Gabriels Daniel Mensch Geert Jan Derksen Gerritjan Eggenkamp Diederik Simon Michiel Bartman Chun Wei Cheung	5:43.75	Australia (AUS) Stefan Szczurowski Stuart Reside Stuart Welch James Stewart Geoff Stewart Bo Hanson Mike McKay Stephen Stewart Michael Toon	5:45.38
2000	Sydney (AUS)	Great Britain (GBR) Andrew Lindsay Ben Hunt-Davis Simon Dennis Louis Attrill Luka Grubor Kieran West Fred Scarlett Steve Trapmore Rowley Douglas	5:33.08	Australia (AUS) Christian Ryan Alastair Gordon Nick Porzig Robert Jahrling Mike McKay Stuart Welch Daniel Burke Jaime Fernandez Brett Hayman	5:33.88	Croatia (CRO) Igor Francetic Tihomir Frankovic Tomislav Smoljanovic Niksa Skelin Sinisa Skelin Krešimir Culjak Igor Boraska Branimir Vujevic Silvijo Petrisko	5:34.85
1996	Atlanta, GA (USA)	Netherlands (NED) Henk-Jan Zwolle Ronald Florijn Niels van Steenis Niels van der Zwan Koos Maasdijk Michiel Bartman Diederik Simon Nico Rienks Jeroen Duyster	5:42.74	Germany (GER) Wolfram Huhn Ulrich Viefers Thorsten Streppelhoff Frank Richter Marc Weber Detlef Kirchhoff Mark Kleinschmidt Roland Baar Peter Thiede	5:44.58	Russia (RUS) Anton Chermashentsev Pavel Melnikov Roman Monchenko Nikolai Aksyonov Vladimir Volodenkov Dmitri Rozinkovich Andrei Glukhov Sergey Matveyev Aleksandr Lukyanov	5:45.77
1992	Barcelona (ESP)	Canada (CAN) John Wallace Bruce Robertson Michael Forgeron Darren Barber Robert Marland Michael Rascher Andrew Crosby Derek Porter Terrence Paul	5:29.53	Romania (ROU) Ioan Vizitiu Danut Dobre Gabriel Marin Iulica Ruican Viorel Talapan Vasile Dorel Nastase Valentin Robu Vasile Mastacan Marin Gheorghe	5:29.67	Germany (GER) Frank Richter Thorsten Streppelhoff Detlef Kirchhoff Armin Eichholz Bahne Rabe Hans Sennewald Ansgar Wessling Roland Baar Manfred Klein	5:31.00

1988	Seoul (KOR)	West Germany (FRG) Thomas Möllenkamp Matthias Mellinghaus Eckhardt Schultz Ansgar Wessling Armin Eichholz Thomas Domian Wolfgang Männig Bahne Rabe Manfred Klein	5:46.05	Soviet Union (URS) Veniamin But Nikolay Komarov Vasily Tikhonov Aleksandr Dumchev Pavel Gurkovsky Viktor Diduk Viktor Omelyanovich Andrey Vasilyev Aleksandr Lukyanov	5:48.01	United States (USA) Doug Burden Jeffrey McLaughlin Peter Nordell Ted Patton John Pescatore John Rusher John Smith Mike Teti Seth Bauer	5:48.26
1984	Los Angeles, CA (USA)	Canada (CAN) Patrick Turner Kevin Neufeld Mark Evans Grant Main Paul Steele Michael Evans Dean Crawford Blair Horn Brain McMahon	5:41.32	United States (USA) Walter Lubsen Andrew Sudduth John Terwilliger Christopher Penny Thomas Darling Earl Borchelt Charles Clapp Bruce Ibbetson Robert Jaugstetter Duncan McDougall	5:41.74	Australia (AUS) Craig Muller Clyde Hefer Sam Patten Timothy Willoughby Ian Edmunds James Battersby Ion Popa Steven Evans Gavin Thredgold	5:43.40
1980	Moscow (URS)	East Germany (GDR) Bernd Krauss Hans-Peter Koppe Ulrich Kons Jörg Friedrich Jens Doberschütz Ulrich Karnatz Uwe Dühring Bernd Höing Klaus-Dieter Ludwig	5:49.05	Great Britain (GBR) Allan Whitwell Henry Clay Chris Mahoney Andrew Justice John Pritchard Malcolm McGowan Richard Stanhope Colin Moynihan	5:51.92	Soviet Union (URS) Viktor Kakoshin Andryj Tischchenko Aleksandr Tkatchenko Jonas Pinskius Jonas Narmontas Andrey Lugin Aleksandr Mantsevich Igor Maistrenko Grigoriy Dmitrenko	5:52.66
1976	Montreal (CAN)	East Germany (GDR) Bernd Baumgart Gottfried Döhn Werner Klatt Hans-Joachim Lück Dieter Wendisch Roland Kostulski Ulrich Karnatz Karl-Heinz Prudöhl Karl-Heinz Danielovski	5:58.29	Great Britain (GBR) Richard Lester John Yallop Timothy Crooks Hugh Matheson David Maxwell James Clark Frederick Smallbone Leonard Robertson Patrick Sweeney	6:00.82	New Zealand (NZL) Ivan Sutherland Trevor Coker Peter Dignan Lindsay Wilson Athol Earl David Rodger Alex McLean Tony Hurt Simon Dickie	6:03.51
1972	Munich (FRG)	New Zealand (NZL) Tony Hurt Wybo Veldman Richard Joyce John Hunter Lindsay Wilson Athol Earl Trevor Coker Gary Robertson Simon Dickie	6:08.94	United States (USA) Lawrence Terry Franklin Hobbs Peter Raymond Timothy Mickelson Eugene Clapp William Hobbs Michael Livingston Cleve Livingston Paul Hoffman	6:11.61	East Germany (GDR) Hans-Joachim Borzým Jörg Landvoigt Harold Dimke Manfred Schneider Hartmut Schreiber Manfred Schmorde Bernd Landvoigt Heinrich Mederow Dietmar Schwarz	6:11.67
1968	Mexico City (MEX)	West Germany (FRG) Horst Meyer Dirk Schreyer Rüdiger Henning Wolfgang Hottenrott Lutz Ulbricht Egbert Hirschfelder Jörg Siebert Niko Ott Günther Tiersch	6:07.00	Australia (AUS) Alfred Duval Michael Morgan Joseph Fazio Peter Dickson David Douglas John Ranch Gary Pearce Robert Shirlaw Alan Grover	6:07.98	Soviet Union (URS) Zigmas Jukna Antanas Bagdonavicius Volodymyr Sterlik Juozas Jagelavicius Aleksandr Martyshkin Vytautas Briedis Valentin Kravchuk Viktor Suslin Yuriy Lorentson	6:09.11
1964	Tokyo (JPN)	United States (USA) Joseph Amlong Thomas Amlong Harold Budd Emory Clark Stanley Cwiklinski Hugh Foley William Knecht William Stowe Robert Zimönyi	6:18.23	Germany (GER) Klaus Aeffke Klaus Bittner Karl-Heinrich von Groddeck Hans-Jürgen Wallbrecht Klaus Behrens Jürgen Schröder Jürgen Plagemann Horst Meyer Thomas Ahrens	6:23.29	Czechoslovakia (TCH) Petr Cermák Jiri Lundák Jan Mrvik Julius Tocek Josef Ventus Ludek Pojezny Bohumil Janousek Richard Novy Miroslav Konicek	6:25.11
1960	Rome (ITA)	Germany (GER) Manfred Rulffs Walter Schröder Frank Schepke Kraft Schepke Karl-Heinrich von Groddeck Karl-Heinz Hopp Klaus Bittner Hans Lenk Willi Padge	5:57.18	Canada (CAN) Donald Arnold Walter d'Hondt Nelson Kuhn John Lecky Lorne Loomer Archie McKinnon William Mc Kerlich Glen Mervyn Sohen Biln	6:01.52	Czechoslovakia (TCH) Bohumil Janousek Jan Jindra Jiri Lundák Stanislav Lusk Václav Pavkovic Ludek Pojezny Jan Svěda Josef Ventus Miroslav Konicek	6:04.84

1956	Melbourne (AUS)	United States (USA) Thomas Charlton David Wright John Cooke Donald Beer Caldwell Esselstyn Charles Grimes Richard Wailes Robert Morey William Becklean	6:35.2	Canada (CAN) Philip Kueber Richard McClure Robert Wilson David Helliwell Donald Pretty William McKerlich Douglas McDonald Lawrence West Carlton Ogawa	6:37.1	Australia (AUS) Michael Aikman David Boykett Angus Benfield James Howden Garth Manton Walter Howell Adrian Monger Bryan Doyle Harold Hewitt	6:39.2
1952	Helsinki (FIN)	United States (USA) Frank Shakespeare William Fields James Dunbar Richard Murphy Robert Detweiler Henry Proctor Wayne Frye Edward Stevens Charles Manning	6:25.9	Soviet Union (URS) Yevgeniy Brago Yevgenyi Samsonov Aleksy Komarov Igor Borisov Siawa Amiragov Leonid Gissen Vladimir Kryukov Vladimir Rodimushkin Igor Polyakov	6:31.2	Australia (AUS) Robert Tinning Ernest Chapman Nimrod Greenwood Mervyn Finlay Edward Pain Philip Cayzer Thomas Chessel David Anderson Geoffrey Williamson	6:33.1
1948	London (GBR)	United States (USA) Ian Turner David Turner James Hardy George Ahlgren Lloyd Butler David Brown Justus Smith John Stack Ralph Purchase	5:56.7	Great Britain (GBR) Christopher Barton Michael Lapage Guy Richardson Paul Bircher Paul Massey Charles Lloyd John Meyrick Alfred Mellows Jack Dearlove	6:06.9	Norway (NOR) Kristoffer Lepso Torstein Kråkenes Hans Hansen Halfdan Gran Olsen Harald Kråkenes Leif Naess Thor Pedersen Carl Monssen Sigurd Monssen	6:10.3
1936	Berlin (GER)	United States (USA) Herbert Morris Charles Day Gordon Adam John White James McMillin George Hunt Joseph Rantz Donald Hume Robert Moch	6:25.4	Italy (ITA) Guglielmo Del Bimbo Dino Barsotti Oreste Grossi Enzo Bartolini Mario Checcacci Dante Secchi Ottorino Quaglierini Enrico Garzelli Cesare Milani	6:26.0	Germany (GER) Alfred Rieck Helmut Radach Hans Kuschke Heinz Kaufmann Gerd Völs Werner Löckle Hans-Joachim Hannemann Herbert Schmidt Wilhelm Mahlow	6:26.4
1932	Los Angeles, CA (USA)	United States (USA) Edwin Salisbury James Blair Duncan Gregg David Dunlap Burton Jastram Charles Chandler Harold Tower Winslow Hall Norris Graham	6:37.6	Italy (ITA) Vittorio Cioni Mario Balleri Renato Bracci Dino Barsotti Roberto Vestrini Guglielmo Del Bimbo Enrico Garzelli Renato Barbieri Cesare Milani	6:37.8	Canada (CAN) Earl Eastwood Joseph Harris Stanley Stanyar Harry Fry Cedric Liddell William Thoburn Donald Boal Albert Taylor George MacDonald	6:40.4
1928	Amsterdam (NED)	United States (USA) Marvin Stalder John Brinck Francis Frederick William Thompson William Dally James Workman Hubert Caldwell Peter Donlon Don Blessing	6:03.2	Great Britain (GBR) James Hamilton Guy Nickalls John Badcock Donald Gollan Harold Lane Gordon Killick Jack Beresford Jr. Harold West Arthur Sulley	6:05.6	Canada (CAN) Frederick Hedges Frank Fiddes John Hand Herbert Richardson Jack Murdock Athol Meech Edgar Norris William Ross John Donnelly	6:03.8
1924	Paris (FRA)	United States (USA) Leonard Carpenter Howard Kingsbury Alfred Lindley John Miller James Stillman Rockefeller Frederick Sheffield Benjamin Spock Alfred Wilson Laurence Stoddard	6:33.4	Canada (CAN) Arthur Bell Robert Hunter William Langford Harold Little John Smith Warren Snyder Norman Taylor William Wallace Ivor Campbell	6:49	Italy (ITA) Antonio Cattalinich Francesco Cattalinich Simenone Cattalinich Giuseppe Crivelli Latino Galasso Pietro Ivanov Bruno Sorich Carlo Toniatti Vittorio Gliubich	
1920	Antwerp (BEL)	United States (USA) Virgil Jacomini Edwin Graves William Jordan Edward Moore Alden Sanborn Vincent Gallagher Donald Johnston Clyde King Sherman Clark	6:02.6	Great Britain (GBR) Ewart Horsfall Guy Nickalls Richard Lucas Walter James John Campbell Sebastian Earl Ralph Shove Sidney Swann Robin Johnstone	6:05.0	Norway (NOR) Theodor Nag Conrad Olsen Adolf Nilsen Haakon Ellingsen Thore Michelsen Arne Mortensen Karl Nag Tollef Tollefsen Thoralf Hagen	6:36.0

1912	Stockholm (SWE)	Great Britain (GBR) 6:15 Edgar Burgess Sidney Swann Leslie Wormald Ewart Horsfall Angus James Gillan Arthur Garton Alister Kirby Philip Fleming Henry Wells	Great Britain (GBR) 6:19 William Fison William Parker Thomas Gillespie Beaufort Burdekin Frederick Pitman Arthur Wiggins Charles Littlejohn Robert Bourne John Walker	Germany (GER) Otto Liebing Max Bröske Wilhelm Bartholomae Fritz Bartholomae Max Vetter Werner Dehn Rudolf Reichelt Hans Mathiae Kurt Runge
1908	London (GBR)	Great Britain (GBR) 7:52 Albert Gladstone Frederick Kelly Banner Johnstone Guy Nickalls Sr. Charles Burnell Ronald Sanderson Raymond Etherington-Smith Henry Bucknall Gilchrist MacLagan		
1904	St. Louis, MO (USA)	United States (USA) 7:50.0 Frederick Cresser Michael Gleason Frank Schell James Flanagan Charles Armstrong Harry Lott Joseph Dempsey John Exley Louis Abell	Canada (CAN) Arthur Bailey William Rice George Reiffenstein Phil Boyd George Strange William Wadsworth Donald MacKenzie Joseph Wright Jr. Thomas Loudon	
1900	Paris (FRA)	United States (USA) 6:07.8 Harry Debaecke William Carr John Exley John Geiger Edwin Hedley James Juvenal Roscoe Lockwood Edward Marsh Louis Abell	Belgium (BEL) 6:13.8 Marcel van Crombrughe Maurice Hemelsoet Oscar de Cock Maurice Verdonck Prosper Bruggeman Oscar de Somville Frank Odberg Jules de Bisschop Alfred Vanlandeghem	Netherlands (NED) 6:23 Walter Meyer Timmerman-Thijssen Ruurd Leegstra Johannes van Dijk Henricus Tromp Hendrik Offerhaus Roelof Klein François Brandt Walter Middelberg Hermanus Brockmann

Women

Women's Single Sculls (W1x)

Year	Location	1st	T	2nd	T	3rd	T
2004	Athens (GRE)	Germany (GER) Katrin Rutschow-Stomporowski	7:18.12	Belarus (BLR) Ekaterina Karsten	7:22.04	Bulgaria (BUL) Rumyana Neykova	7:23.10
2000	Sydney (AUS)	Belarus (BLR) Ekaterina Karsten	7:28.14	Bulgaria (BUL) Rumyana Neykova	7:28.15	Germany (GER) Katrin Rutschow-Stomporowski	7:28.99
1996	Atlanta, GA (USA)	Belarus (BLR) Ekaterina Khodatovich	7:32.21	Canada (CAN) Silken Laumann	7:35.15	Denmark (DEN) Trine Hansen	7:37.20
1992	Barcelona (ESP)	Romania (ROU) Elisabeta Lipa	7:25.54	Belgium (BEL) Annelies Bredael	7:26.64	Canada (CAN) Silken Laumann	7:28.85
1988	Seoul (KOR)	East Germany (GDR) Jutta Behrendt	7:47.19	United States (USA) Anne Marden	7:50.28	Bulgaria (BUL) Magdalena Georgieva	7:53.65
1984	Los Angeles, CA (USA)	Romania (ROU) Valeria Rosca-Racila	3:40.68	United States (USA) Charlotte Geer	3:43.89	Belgium (BEL) Ann Haesebrouck	3:45.72
1980	Moscow (URS)	Romania (ROU) Sanda Toma	3:40.69	Soviet Union (URS) Antonina Makhina	3:41.65	East Germany (GDR) Martina Schröter	3:43.54
1976	Montreal (CAN)	East Germany (GDR) Christine Scheiblich	4:05.56	United States (USA) Joan Lind	4:06.21	Soviet Union (URS) Yelena Antonova	4:10.24

Women's Pair (W2-)

Year	Location	1st	T	2nd	T	3rd	T
2004	Athens (GRE)	Romania (ROU) Georgeta Andrunache Viorica Susanu	7:06.55	Great Britain (GBR) Katherine Grainger Cath Bishop	7:08.66	Belarus (BLR) Yulia Bichik Natallia Helakh	7:09.86
2000	Sydney (AUS)	Romania (ROU) Georgeta Damian Doina Ignat	7:11.00	Australia (AUS) Rachel Taylor Kate Slatter	7:12.56	United States (USA) Missy Ryan Karen Kraft	7:13.00
1996	Atlanta, GA (USA)	Australia (AUS) Megan Still Kate Slatter	7:01.39	United States (USA) Missy Schwen Karen Kraft	7:01.78	France (FRA) Christine Gossé Hélène Cortin	7:03.82
1992	Barcelona (ESP)	Canada (CAN) Marnie McBean Kathleen Heddl	7:06.22	Germany (GER) Stefani Werremeier Ingeburg Schwerzmann	7:07.96	United States (USA) Anna Seaton Stephanie Maxwell-Pierson	7:08.11
1988	Seoul (KOR)	Romania (ROU) Rodica Arba-Puscatu Olga Bularda-Homeghi	7:28.13	Bulgaria (BUL) Radka Stoyanova Lalka Berberova	7:31.95	New Zealand (NZL) Nicola Payne Lynley Hannen	7:35.68
1984	Los Angeles, CA (USA)	Romania (ROU) Rodica Arba-Puscatu Elena Horvat	3:32.60	Canada (CAN) Betty Craig Tricia Smith	3:36.06	West Germany (FRG) Ellen Becker Iris Völkner	3:40.50
1980	Moscow (URS)	East Germany (GDR) Ute Steindorf	3:30.49	Poland (POL) Malgorzata Dlużewska	3:30.95	Bulgaria (BUL) Sika Barbulova-Kelbecheva	3:32.39
1976	Montreal (CAN)	Cornelia Klier Bulgaria (BUL) Sikya Kelbecheva Stoyanka Gruycheva	4:01.22	Czeslawa Koscianska East Germany (GDR) Angelika Noack Sabine Dähne	4:01.64	Stoyanka Kurbatova West Germany (FRG) Edith Eckbauer Thea Einöder	4:02.35

Women's Double Sculls (W2x)

Year	Location	1st	T	2nd	T	3rd	T
2004	Athens (GRE)	New Zealand (NZL) Georgina Evers-Swindell Caroline Evers-Swindell	7:01.79	Germany (GER) Peggy Waleska Britta Oppelt	7:02.78	Great Britain (GBR) Sarah Winckless Elise Laverick	7:07.58
2000	Sydney (AUS)	Germany (GER) Jana Thieme Kathrin Boron	6:55.44	Netherlands (NED) Pieta van Dishoeck Eeke van Nes	7:00.36	Lithuania (LTU) Birute Sakickiene Kristina Poplavskaja	7:01.71
1996	Atlanta, GA (USA)	Canada (CAN) Marnie McBean Kathleen Heddl	6:56.84	China (CHN) Cao Mianying Zhang Xiuyun	6:58.35	Netherlands (NED) Irene Eijs Eeke van Nes	6:58.72
1992	Barcelona (ESP)	Germany (GER) Kerstin Köppen Kathrin Boron	6:49.00	Romania (ROU) Veronica Cochela-Cogeanu Elisabeta Lipa	6:51.47	China (CHN) Gu Xiaoli Lu Huali	6:55.16
1988	Seoul (KOR)	East Germany (GDR) Birgit Peter Martina Schröter	7:00.48	Romania (ROU) Elisabeta Lipa Veronica Cogeanu	7:04.36	Bulgaria (BUL) Violeta Ninova Stefka Madina	7:06.03
1984	Los Angeles, CA (USA)	Romania (ROU) Marioara Popescu Elisabeta Oleniuc	3:26.75	Netherlands (NED) Greet Hellemans Nicolette Hellemans	3:29.13	Canada (CAN) Daniele Laumann Silken Laumann	3:29.82
1980	Moscow (URS)	Soviet Union (URS) Yelena Khloptseva Larisa Popova	3:16.27	East Germany (GDR) Cornelia Linse Heidi Westphal	3:17.63	Romania (ROU) Olga Homeghi Valeria Rosca	3:18.91
1976	Montreal (CAN)	Bulgaria (BUL) Svetla Otsetova Zdravka Yordanova	3:44.36	East Germany (GDR) Sabine Jahn Petra Boesler	3:47.86	Soviet Union (URS) Leonora Kaminskaite Genovaite Ramoskiene	3:49.93

Women's Lightweight Double Sculls (LW2x)

Year	Location	1st	T	2nd	T	3rd	T
2004	Athens (GRE)	Romania (ROU) Constanta Burcica Angela Alupei	6:56.05	Germany (GER) Daniela Reimer Claudia Blasberg	6:57.33	Netherlands (NED) Kirsten van der Kolk Marit van Eupen	6:58.54
2000	Sydney (AUS)	Romania (ROU) Constanta Burcica Angela Alupei	7:02.64	Germany (GER) Valerie Viehoff Claudia Blasberg	7:02.95	United States (USA) Christine Collins Sarah Garner	7:06.37
1996	Atlanta, GA (USA)	Romania (ROU) Constanta Burcica Camelia Macovicu	7:12.78	United States (USA) Teresa Z. Bell Lindsay Burns	7:14.65	Australia (AUS) Rebecca Joyce Virginia Lee	7:16.56

Women's Quadruple Sculls (W4x)

Year	Location	1st	T	2nd	T	3rd	T
2004	Athens (GRE)	Germany (GER) Kathrin Boron Meike Evers Manuela Lutze Kerstin El Qalqili	6:29.29	Great Britain (GBR) Alison Mowbray Debbie Flood Frances Houghton Rebecca Romero	6:31.26	Australia (AUS) Dana Falefic Rebecca Sattin Kerry Hore Amber Bradley	6:34.73
2000	Sydney (AUS)	Germany (GER) Manja Kowalski Meike Evers Manuela Lutze Kerstin Kowalski	6:19.58	Great Britain (GBR) Guin Batten Gillian Lindsay Katherine Grainger Miriam Batten	6:21.64	Russia (RUS) Oksana Dorodnova Irina Fedotova Yulia Levina Larisa Merk	6:21.65
1996	Atlanta, GA (USA)	Germany (GER) Jana Sorgers Katrjn Rutschow Kathrin Boron Kerstin Köppen	6:27.44	Ukraine (UKR) Olena Ronzhina Inna Frolova Svetlana Mazy Dina Miftakhutdinova	6:30.36	Canada (CAN) Laryssa Biesenthal Marnie McBean Diane O'Grady Kathleen Heddle	6:30.38
1992	Barcelona (ESP)	Germany (GER) Kerstin Müller Sybille Schmidt Birgit Peter Kristina Mundt	6:20.18	Romania (ROU) Constanta Pipota Doina Ignat Veronica Cochela-Cogeanu Anisoara Dobre-Balan	6:24.34	Unified Team (EUN) Ekaterina Khodatovich Antonina Zelikovich Yelena Khloptseva Tatyana Ustyuzhanina	6:25.07
1988	Seoul (KOR)	East Germany (GDR) Kerstin Förster-Pieloth Kristina Mundt Beate Schramm Jana Sorgers	6:21.06	Soviet Union (URS) Irina Kalimbet Svetlana Mazy Inna Frolova Antonina Dumcheva	6:23.47	Romania (ROU) Anisoara Balan Anisoara Minea-Sorohan Veronica Cogeanu Elisabeta Lipa	6:23.81

Women's Eight (W8+)

Year	Location	1st	T	2nd	T	3rd	T
2004	Athens (GRE)	Romania (ROU) Rodica Florea Viorica Susanu Aurica Barascu Ioana Papuc Liliana Gafencu Elisabeta Lipa Georgeta Andrunache Doina Ignat Elena Georgescu	6:17.70	United States (USA) Kate Johnson Samantha Magee Megan Dirkmaat Alison Cox Caryn Davies Laurel Korholz Anna Mickelson Lianne Nelson Mary Whipple	6:19.56	Netherlands (NED) Froukje Wegman Marlies Smulders Nienke Hommes Hurnet Dekkers Annemarieke van Rumpit Annemiek de Haan Sarah Siegelhaar Helen Tanger Ester Workel	6:19.85
2000	Sydney (AUS)	Romania (ROU) Georgeta Damian Viorica Susanu Ioana Olteanu Veronica Cochela-Cogeanu Magdalena Dumitrache Elisabeta Lipa Liliana Gafencu Doina Ignat Elena Georgescu	6:06.44	Netherlands (NED) Anneke Venema Carin ter Beek Nelleke Penninx Pieta van Dishoeck Eeke van Nes Tessa Appeldoorn Marieke Westerhof Elien Meijer Martijntje Quik	6:09.39	Canada (CAN) Heather McDermid Heather Davis Dorota Urbaniak Theresa Luke Emma Robinson Alison Korn Laryssa Biesenthal Buffy Alexander Lesley Thompson-Willie	6:11.58
1996	Atlanta, GA (USA)	Romania (ROU) Anca Tanase Veronica Cochela-Cogeanu Liliana Gafencu Doina Spiru Ioana Olteanu Elisabeta Lipa Marioara Popescu Doina Ignat Elena Georgescu	6:19.73	Canada (CAN) Lesley Thompson-Willie Tosha Tsang Maria Maunder Alison Korn Emma Robinson Anna Van der Kamp Jessica Monroe Theresa Luke Lesley Thompson-Willie	6:24.05	Belarus (BLR) Natalia Lavrinenko Aliaksandra Pankina Natalia Volcheck Tamara Davydenko Valiantsina Skrabatun Alena Mikulich Natalya Stasyuk Marina Znak Yaroslava Pavlovich	6:24.44
1992	Barcelona (ESP)	Canada (CAN) Kirsten Barnes Brenda Taylor Megan Delahanty Shannon Crawford Marnie McBean Kay Worthington Jessica Monroe Kathleen Heddle Lesley Thompson-Willie	6:02.62	Romania (ROU) Doina Snep-Balan Doina Robu Ioana Olteanu Viorica Lepadatu Iulia Bobeica Viorica Necula Adriana Bazon-Chelariu Maria Padurariu Elena Georgescu	6:06.26	Germany (GER) Annegret Strauch Sylvia Dördelmann Kathrin Haacker Dana Pyritz Cerstin Petersmann Ute Schell Christiane Harzendorf Judith Zeidler Daniela Neunast	6:07.80

1988	Seoul (KOR)	East Germany (GDR) 6:15.17 Annegret Strauch Judith Zeidler Kathrin Haacker Ute Wild Anja Kluge Beatrix Schröer-Lehmann Ramona Balthasar Ute Schell Daniela Neunast	Romania (ROU) 6:17.44 Doina Balan Marioara Trasca Viorica Necula Herta Anitas Adriana Bazon-Chelariu Mihaela Armasescu Rodica Arba-Puscatu Olga Bularda-Homeghi Ecaterina Oancia	China (CHN) 6:21.83 Zhou Xiuhua Zhang Yali He Yanwen Han Yaqin Zhang Xianghua Shouying Zhou Yang Xiao Hu Yadong Li Ronghua
1984	Los Angeles, CA (USA)	United States (USA) 2:59.80 Shyril O'Steen Harriet Metcalf Carol Bower Carrie Graves Jeanne Flanagan Kristine Norelius Kristen Thorsness Kathryn Keeler Betsy Beard	Romania (ROU) 3:00.87 Doina Balan Marioara Trasca Aurora Plesca Aneta Mihaly Adriana Chelariu Mihaela Armasescu Camelia Diaconescu Lucia Sauca Viorica Ioja	Netherlands (NED) 3:02.92 Nicolette Hellemans Lynda Cornet Harriët van Ettekoven Greet Hellemans Marieke van Drogenbroek Anne-Marie Quist Catalien Neelissen Wiljon Vaandrager Martha Laurijsen
1980	Moscow (URS)	East Germany (GDR) 3:03.32 Martina Boesler Kersten Neisser Christiane Köpke-Knetsch Birgit Schütz Gabriele Kühn-Lohs Ilona Richter Marita Sandig Karin Metze Marina Wilke	Soviet Union (URS) 3:04.29 Olga Pivovarovova Nina Umanets Nadezhda Prishchepa Valentina Zhulina Tatyana Stetsenko Elena Teryoshina Nina Preobrazhenskaya Mariya Pazyun Nina Frolova	Romania (ROU) 3:05.63 Angelica Aposteanu Marlena Zagoni Rodica Frintu Florica Bucur Rodica Puscatu Ana Iliuta Mariana Constantinescu Elena Bondar Elena Dobritoiu
1976	Montreal (CAN)	East Germany (GDR) 3:33.32 Viola Goretzki Christiane Knetsch Ilona Richter Brigitte Ahrenholz Monika Kallies Henrietta Ebert Helma Lehmann Irina Müller Marina Wilke	Soviet Union (URS) 3:36.17 Lyubov Talalayeva Nadezhda Roshchina Klavdiya Kozenkova Yelena Zubko Olga Kolkova Nelli Tarakanova Nadezhda Rozgon Olga Guzenko Olga Pugovskaya	United States (USA) 3:38.68 Jacqueline Zoch Anita DeFrantz Carrie Graves Marion Greig Anne Warner Peggy McCarthy Carol Brown Gail Ricketson Lynn Silliman

7. Historical Results: World Rowing Championships

7.1. World Rowing Championships 2001-2003, 2005-2007 (current Olympic boat classes)

Men

Men's Single Sculls (M1x)

Year	Location	1st	T	2nd	T	3rd	T
2007	Munich (GER)	New Zealand (NZL) Mahe Drysdale	6:45.67	Czech Republic (CZE) Ondrej Synek	6:46.48	Norway (NOR) Olaf Tufte	6:47.58
2006	Eton (GBR)	New Zealand (NZL) Mahe Drysdale	6:35.40	Germany (GER) Marcel Hacker	6:35.49	Czech Republic (CZE) Ondrej Synek	6:37.51
2005	Gifu (JPN)	New Zealand (NZL) Mahe Drysdale	7:16.42	Norway (NOR) Olaf Tufte	7:18.34	Czech Republic (CZE) Ondrej Synek	7:21.12
2003	Milan (ITA)	Norway (NOR) Olaf Tufte	6:46.15	Germany (GER) Marcel Hacker	6:47.47	Slovenia (SLO) Iztok Cop	6:48.31
2002	Seville (ESP)	Germany (GER) Marcel Hacker	6:36.33	Slovenia (SLO) Iztok Cop	6:39.00	Norway (NOR) Olaf Tufte	6:39.45
2001	Lucerne (SUI)	Norway (NOR) Olaf Tufte	6:43.04	Slovenia (SLO) Iztok Cop	6:43.36	Czech Republic (CZE) Vaclav Chalupa	6:43.62

Men's Pair (M2-)

Year	Location	1st	T	2nd	T	3rd	T
2007	Munich (GER)	Australia (AUS) Drew Ginn Duncan Free	6:24.89	New Zealand (NZL) Nathan Twaddle George Bridgewater	6:30.19	Great Britain (GBR) Colin Smith Matt Langridge	6:31.06
2006	Eton (GBR)	Australia (AUS) Drew Ginn Duncan Free	6:18.00	New Zealand (NZL) Nathan Twaddle George Bridgewater	6:19.13	Canada (CAN) Kevin Light Malcolm Howard	6:21.83
2005	Gifu (JPN)	New Zealand (NZL) Nathan Twaddle George Bridgewater	6:52.51	South Africa (RSA) Ramon Di Clemente Donovan Cech	6:55.52	Italy (ITA) Luca Agamennoni Dario Lari	6:57.29
2003	Milan (ITA)	Australia (AUS) Drew Ginn James Tomkins	6:19.31	Croatia (CRO) Sinisa Skelin Niksa Skelin	6:20.79	South Africa (RSA) Ramon Di Clemente Donovan Cech	6:21.69
2002	Seville (ESP)	Great Britain (GBR) James Cracknell Matthew Pinsent	6:14.27	South Africa (RSA) Ramon Di Clemente Donovan Cech	6:15.60	Croatia (CRO) Sinisa Skelin Niksa Skelin	6:15.97
2001	Lucerne (SUI)	Great Britain (GBR) James Cracknell Matthew Pinsent	6:27.57	Yugoslavia (YUG) Djordje Visacki Nikola Stojic	6:27.59	South Africa (RSA) Ramon Di Clemente Donovan Cech	6:29.31

Men's Double Sculls (M2x)

Year	Location	1st	T	2nd	T	3rd	T
2007	Munich (GER)	Slovenia (SLO) Luka Spik Iztok Cop	6:16.65	France (FRA) Jean-Baptiste Macquet Adrien Hardy	6:16.93	Estonia (EST) Tonu Endrekson Jueri Jaanson	6:18.32
2006	Eton (GBR)	France (FRA) Jean-Baptiste Macquet Adrien Hardy	6:07.60	Slovenia (SLO) Luka Spik Iztok Cop	6:09.79	Great Britain (GBR) Matthew Wells Stephen Rowbotham	6:10.95
2005	Gifu (JPN)	Slovenia (SLO) Luka Spik Iztok Cop	6:37.61	Italy (ITA) Federico Gattinoni Luca Ghezzi	6:37.96	Germany (GER) Christian Schreiber Rene Burmeister	6:46.71
2003	Milan (ITA)	France (FRA) Sébastien Vieilledent Adrien Hardy	6:13.93	Italy (ITA) Rossano Galtarossa Alessio Sartori	6:15.65	Czech Republic (CZE) Milan Dolecek Ondrej Synek	6:16.59
2002	Seville (ESP)	Hungary (HUN) Akos Haller Tibor Petö	6:05.74	Italy (ITA) Agostino Abbagnale Franco Berra	6:06.93	Germany (GER) André Willms Andreas Hajek	6:07.77
2001	Lucerne (SUI)	Hungary (HUN) Akos Haller Tibor Petö	6:14.16	France (FRA) Adrien Hardy Sébastien Vieilledent	6:14.29	Italy (ITA) Rossano Galtarossa Alessio Sartori	6:14.43

Men's Four (M4-)

Year	Location	1st	T	2nd	T	3rd	T
2007	Munich (GER)	New Zealand (NZL) Carl Meyer James Dallinger Eric Murray Hamish Bond	5:54.24	Italy (ITA) Carlo Mornati Alessio Sartori Niccolò Mornati Lorenzo Carboncini	5:55.15	Netherlands (NED) Geert Cirkel Matthijs Vellenga Jan-Willem Gabriels Gijs Vermeulen	5:55.49
2006	Eton (GBR)	Great Britain (GBR) Steve Williams Peter Reed Alex Partridge Andrew Triggs-Hodge	5:43.75	Germany (GER) Gregor Hauffe Toni Seifert Urs Käufer Philipp Adamski	5:44.64	Netherlands (NED) Geert Cirkel Jan-Willem Gabriels Matthijs Vellenga Gijs Vermeulen	5:45.54

2005	Gifu (JPN)	Great Britain (GBR) Steve Williams Peter Reed Alex Partridge Andrew Triggs-Hodge	6:11.59	Netherlands (NED) Geert Cirkel Jan-Willem Gabriels Matthijs Vellenga Gijs Vermeulen	6:13.23	Canada (CAN) Robert Weitemeyer Peter Dembicki Andrew Ireland Kristopher McDaniel	6:16.02
2003	Milan (ITA)	Canada (CAN) Cameron Baerg Tom Herschmiller Jake Wetzel Barney Williams	5:52.91	Great Britain (GBR) Steve Williams Josh West Toby Garbett Rick Dunn	5:53.54	Germany (GER) Sebastian Thormann Paul Dienstbach Philipp Stüer Bernd Heidicker	5:55.13
2002	Seville (ESP)	Germany (GER) Sebastian Thormann Paul Dienstbach Philipp Stüer Bernd Heidicker	5:41.35	Great Britain (GBR) Steve Williams Josh West Toby Garbett Rick Dunn	5:41.60	Italy (ITA) Niccolò Mornati Raffaello Leonardo Lorenzo Carboncini Carlo Mornati	5:44.12
2001	Lucerne (SUI)	Great Britain (GBR) Toby Garbett Steve Williams Edward Coode Rick Dunn	5:48.98	Germany (GER) Sebastian Thormann Paul Dienstbach Philipp Stüer Bernd Heidicker	5:50.56	Slovenia (SLO) Janez Klemencic Milan Jansa Rok Kolander Matej Prelog	5:52.23

Men's Lightweight Double Sculls (LM2x)

Year	Location	1st	T	2nd	T	3rd	T
2007	Munich (GER)	Denmark (DEN) Mads Rasmussen Rasmus Quist	6:24.21	Greece (GRE) Dimitrios Mougios Vasileios Polymeros	6:25.89	Great Britain (GBR) Zac Purchase Mark Hunter	6:26.92
2006	Eton (GBR)	Denmark (DEN) Mads Rasmussen Rasmus Quist	6:11.42	Italy (ITA) Marcello Miani Elia Luini	6:14.90	France (FRA) Fabrice Moreau Frédéric Dufour	6:15.94
2005	Gifu (JPN)	Hungary (HUN) Zsolt Hirling Tamas Varga	6:05.10	Denmark (DEN) Mads Rasmussen Rasmus Quist	6:05.62	Poland (POL) Pawel Randa Robert Sycz	6:07.93
2003	Milan (ITA)	Italy (ITA) Elia Luini Leonardo Pettinari	6:30.60	Poland (POL) Tomasz Kucharski Robert Sycz	6:33.12	Ireland (IRL) Sam Lynch Gearoid Towey	6:35.90
2002	Seville (ESP)	Italy (ITA) Elia Luini Leonardo Pettinari	6:10.80	Poland (POL) Tomasz Kucharski Robert Sycz	6:13.50	Denmark (DEN) Mads Rasmussen Rasmus Hansen	6:14.82
2001	Lucerne (SUI)	Italy (ITA) Elia Luini Leonardo Pettinari	6:16.75	Poland (POL) Tomasz Kucharski Robert Sycz	6:19.45	France (FRA) Fabrice Moreau Thibaud Chapelle	6:20.30

Men's Lightweight Four (LM4-)

Year	Location	1st	T	2nd	T	3rd	T
2007	Munich (GER)	Great Britain (GBR) Richard Chambers James Lindsay-Fynn Paul Mattick James Clarke	6:16.21	France (FRA) Franck Solforosi Jérémy Pouge Jean-Christophe Bette Fabien Tilliet	6:17.43	Italy (ITA) Jiri Vlcek Catello Amarante Salvatore Amitrano Bruno Mascarenhas	6:17.49
2006	Eton (GBR)	China (CHN) Huang Zhongming Wu Chongkui Zhang Lin Tian Jun	5:49.43	France (FRA) Franck Solforosi Jérémy Pouge Jean-Christophe Bette Fabien Tilliet	5:51.26	Ireland (IRL) Gearoid Towey Eugene Coakley Richard Archibald Paul Griffin	5:51.35
2005	Gifu (JPN)	France (FRA) Franck Solforosi Jérémy Pouge Jean-Christophe Bette Fabien Tilliet	5:47.91	Ireland (IRL) Tim Harnedy Eugene Coakley Richard Archibald Paul Griffin	5:49.26	Italy (ITA) Lorenzo Bertini Salvatore Di Somma Elia Luini Bruno Mascarenhas	5:49.30
2003	Milan (ITA)	Denmark (DEN) Hans Thor Kristensen Thomas Ebert Stephan Mølviq Eskild Ebbesen	6:10.46	Netherlands (NED) Gerard van der Linden Ivo Snijders Karel Dormans Joeri de Groot	6:12.24	Italy (ITA) Lorenzo Bertini Catello Amarante Salvatore Amitrano Bruno Mascarenhas	6:13.04
2002	Seville (ESP)	Denmark (DEN) Hans Thor Kristensen Thomas Ebert Stephan Mølviq Eskild Ebbesen	5:47.21	Italy (ITA) Lorenzo Bertini Catello Amarante Salvatore Amitrano Bruno Mascarenhas	5:49.41	Canada (CAN) Doug Vandor Iain Brambell Jon Mandick Gavin Hassett	5:50.55
2001	Lucerne (SUI)	Austria (AUT) Sebastian Sageder Bernd Wakolbinger Wolfgang Sigl Martin Kobau	5:53.55	Denmark (DEN) Thomas Ebert Hans Thor Kristensen Søren Madsen Eskild Ebbesen	5:54.36	France (FRA) Laurent Porchier Jean-Christophe Bette Yves Hocde Xavier Dorfman	5:55.55

Men's Quadruple Sculls (M4x)

Year	Location	1st	T	2nd	T	3rd	T
2007	Munich (GER)	Poland (POL) Konrad Wasielewski Marek Kolbowicz Michal Jelinski Adam Korol	5:49.42	France (FRA) Jean-David Bernard Cedric Berrest Jonathan Coeffic Julien Bahain	5:50.95	Germany (GER) René Bertram Karsten Brodowski Hans Grühne Robert Sens	5:52.40

Historical Results: World Rowing Championships 2001-2003, 2005-2007 (current Olympic boat classes)

2006	Eton (GBR)	Poland (POL) Konrad Wasielewski Marek Kolbowicz Michal Jelinski Adam Korol	5:38.99	Ukraine (UKR) Volodimir Pavlovskij Dmitri Prokopenko Sergiy Biloushchenko Sergij Grin	5:40.47	Estonia (EST) Allar Raja Igor Kuzmin Tonu Endrekson Andrei Jamsa	5:41.23
2005	Gifu (JPN)	Poland (POL) Konrad Wasielewski Marek Kolbowicz Michal Jelinski Adam Korol	5:34.96	Slovenia (SLO) Matej Prelog Davor Mizerit Luka Spik Iztok Cop	5:35.45	Estonia (EST) Jueri Jaanson Leonid Gulov Tonu Endrekson Andrei Jamsa	5:36.61
2003	Milan (ITA)	Germany (GER) André Willms Stephan Volkert Marco Geisler Robert Sens	6:12.26	Czech Republic (CZE) David Kopriva Petr Vitasek Jakub Hanak David Jirka	6:15.59	Poland (POL) Adam Bronikowski Marek Kolbowicz Slawomir Kruszkowski Adam Korol	6:18.80
2002	Seville (ESP)	Germany (GER) René Bertram Stephan Volkert Marco Geisler Robert Sens	5:39.57	Poland (POL) Adam Bronikowski Marek Kolbowicz Slawomir Kruszkowski Adam Korol	5:40.43	Italy (ITA) Mattia Righetti Marco Ragazzi Rossano Galtarossa Simone Raineri	5:43.62
2001	Lucerne (SUI)	Germany (GER) Christian Schreiber André Willms Marco Geisler Andreas Hajek	5:40.89	Netherlands (NED) Geert Cirkel Dirk Lippits Diederik Simon Michiel Bartman	5:42.64	Italy (ITA) Nicola Sartori Mattia Righetti Franco Berra Simone Raineri	5:42.87

Men's Eight (M8+)

Year	Location	1st	T	2nd	T	3rd	T
2007	Munich (GER)	Canada (CAN) Kevin Light Ben Rutledge James Byrnes Jake Wetzel Malcolm Howard Dominic Seiterle Adam Kreek Kyle Hamilton Brian Price	5:34.92	Germany (GER) Jörg Diessner Florian Eichner Ulf Siemes Jan Tebrügge Sebastian Schulte Thorsten Engelmann Philipp Stürer Bernd Heidicker Peter Thiede	5:37.19	Great Britain (GBR) Tom James Tom Stallard Tom Lucy Tom Solesbury Josh West Richard Egington Robin Bourne-Taylor Alastair Heathcote Acer Nethercott	5:37.95
2006	Eton (GBR)	Germany (GER) Jörg Diessner Stephan Koltzk Ulf Siemes Jan Tebrügge Sebastian Schulte Thorsten Engelmann Philipp Stürer Bernd Heidicker Peter Thiede	5:21.85	Italy (ITA) Carlo Mornati Pierpaolo Frattini Luca Agamennoni Mario Palmisano Dario Dentale Alessio Sartori Niccolò Mornati Lorenzo Carboncini Gaetano Iannuzzi	5:23.29	United States (USA) Paul Daniels Matthew Deakin Kenneth Jurkowski Giuseppe Lanzoni Steve Coppola Jr Daniel Walsh Chris Liwski Beau Hoopman Marcus McElhenney	5:24.14
2005	Gifu (JPN)	United States (USA) Paul Daniels Matthew Deakin Steve Coppola Jr Mike Blomquist Dan Beery Joshua Inman Bryan Volpenhein Beau Hoopman Marcus McElhenney	5:22.75	Italy (ITA) Lorenzo Carboncini Niccolò Mornati Pierpaolo Frattini Valerio Pinton Mario Palmisano Dario Dentale Raffaello Leonardo Carlo Mornati Gaetano Iannuzzi	5:24.01	Germany (GER) Jochen Urban Sebastian Schulte Stephan Koltzk Jan-Martin Bröer Jan Tebrügge Ulf Siemes Thorsten Engelmann Andreas Penkner Peter Thiede	5:25.66
2003	Milan (ITA)	Canada (CAN) Joe Stankevicius Kevin Light Ben Rutledge Kyle Hamilton David Calder Andrew Hoskins Adam Kreek Jeff Powell Brian Price	6:00.44	United States (USA) Ryan Torgerson Jon Watling Mike Wherley Wolfgang Moser Bryan Volpenhein Jeff Klepacki Joseph Hansen Jason Read Pete Cipollone	6:01.46	Great Britain (GBR) Alex Partridge Daniel Ouseley Jonathan Devlin Andrew Triggs-Hodge Edward Coode Philip Simmons Robin Bourne-Taylor Tom James Christian Cormack	6:03.45
2002	Seville (ESP)	Canada (CAN) Matt Swick Kevin Light Ben Rutledge Kyle Hamilton Joe Stankevicius Andrew Hoskins Adam Kreek Jeff Powell Brian Price	5:26.92	Germany (GER) Sebastian Schulte Thorsten Engelmann Jörg Diessner Stephan Koltzk Johannes Doberschütz Enrico Schnabel Ulf Siemes Michael Ruhe Peter Thiede	5:28.16	United States (USA) Ryan Torgerson Garrett Klugh Joseph Hansen Wolfgang Moser Mike Wherley Eric Mueller Bryan Volpenhein Jon Watling Pete Cipollone	5:29.27

2001	Lucerne (SUI)	Romania (ROU) Daniel Mastacan Florin Corbeanu Cornel Nemtoc Ioan Florariu Ovidiu Cornea Andrei Banica Gheorghe Pirvan Vasile Mastacan Marin Gheorghe	5:27.48	Croatia (CRO) Oliver Martinov Damir Vucicic Tomislav Smoljanovic Niksa Skelin Sinisa Skelin Krešimir Culjak Igor Boraska Branimir Vujevic Silvijo Petrisko	5:28.47	Germany (GER) Sebastian Schulte Thorsten Engelmann Johannes Doberschütz Stephan Koltzk Jörg Diessner Enrico Schnabel Ulf Siemes Michael Ruhe Peter Thiede	5:29.41
------	---------------	--	---------	--	---------	---	---------

Women

Women's Single Sculls (W1x)

Year	Location	1st	T	2nd	T	3rd	T
2007	Munich (GER)	Belarus (BLR) Ekaterina Karsten	7:26.52	Bulgaria (BUL) Rumyana Neykova	7:27.91	United States (USA) Michelle Guerette	7:28.48
2006	Eton (GBR)	Belarus (BLR) Ekaterina Karsten	7:11.02	Czech Republic (CZE) Mirka Knapkova	7:15.02	Sweden (SWE) Frida Svensson	7:18.35
2005	Gifu (JPN)	Belarus (BLR) Ekaterina Karsten	7:48.35	Czech Republic (CZE) Mirka Knapkova	7:51.69	United States (USA) Michelle Guerette	7:52.62
2003	Milan (ITA)	Bulgaria (BUL) Rumyana Neykova	7:18.12	Germany (GER) Katrin Rutschow-Stomporowski	7:21.44	Belarus (BLR) Ekaterina Karsten	7:23.30
2002	Seville (ESP)	Bulgaria (BUL) Rumyana Neykova	7:07.71	Belarus (BLR) Ekaterina Karsten	7:11.74	Germany (GER) Katrin Rutschow-Stomporowski	7:12.07
2001	Lucerne (SUI)	Germany (GER) Katrin Rutschow-Stomporowski	7:19.25	Russia (RUS) Yulia Levina	7:23.28	Belarus (BLR) Ekaterina Karsten	7:25.18

Women's Pair (W2-)

Year	Location	1st	T	2nd	T	3rd	T
2007	Munich (GER)	Belarus (BLR) Yulia Bichik Natalia Helakh	7:06.56	Germany (GER) Nicole Zimmermann Elke Hipler	7:07.99	Romania (ROU) Georgeta Andrunache Viorica Susanu	7:08.87
2006	Eton (GBR)	Canada (CAN) Darcy Marquardt Jane Rumball	6:54.68	New Zealand (NZL) Juliette Haigh Nicky Coles	6:56.72	Germany (GER) Nicole Zimmermann Elke Hipler	6:57.11
2005	Gifu (JPN)	New Zealand (NZL) Juliette Haigh Nicky Coles	7:43.83	Australia (AUS) Sarah Outhwaite Natalie Bale	7:47.57	Russia (RUS) Vera Potchitaeva Veleria Starodubrovskaya	7:50.07
2003	Milan (ITA)	Great Britain (GBR) Katherine Grainger Cath Bishop	7:04.88	Belarus (BLR) Yulia Bichik Natalia Helakh	7:05.89	Romania (ROU) Georgeta Andrunache Viorica Susanu	7:06.16
2002	Seville (ESP)	Romania (ROU) Georgeta Andrunache Viorica Susanu	6:53.80	Canada (CAN) Jacqui Cook Karen Clark	6:57.08	Belarus (BLR) Yulia Bichik Natalia Helakh	6:59.21
2001	Lucerne (SUI)	Romania (ROU) Georgeta Damian Viorica Susanu	7:01.27	Belarus (BLR) Olga Tratsevskaya Yulia Bichik	7:03.51	Canada (CAN) Jacqui Cook Karen Clark	7:05.52

Women's Double Sculls (W2x)

Year	Location	1st	T	2nd	T	3rd	T
2007	Munich (GER)	China (CHN) Li Qin Tian Liang	6:54.38	New Zealand (NZL) Georgina Evers-Swindell Caroline Evers-Swindell	6:57.72	Great Britain (GBR) Elise Laverick Anna Bebington	6:57.74
2006	Eton (GBR)	Australia (AUS) Elizabeth Kell Brooke Pratley	6:47.67	Germany (GER) Britta Oppelt Susanne Schmidt	6:47.95	New Zealand (NZL) Caroline Evers-Swindell Georgina Evers-Swindell	6:48.82
2005	Gifu (JPN)	New Zealand (NZL) Georgina Evers-Swindell Caroline Evers-Swindell	7:08.03	Bulgaria (BUL) Rumyana Neykova Miglena Markova	7:10.92	Australia (AUS) Amber Bradley Sally Kehoe	7:22.86
2003	Milan (ITA)	New Zealand (NZL) Georgina Evers-Swindell Caroline Evers-Swindell	6:45.79	Germany (GER) Britta Oppelt Kathrin Boron	6:47.57	Russia (RUS) Larisa Merk Irina Fedotova	6:49.50
2002	Seville (ESP)	New Zealand (NZL) Georgina Evers-Swindell Caroline Evers-Swindell	6:38.78	Russia (RUS) Larisa Merk Irina Fedotova	6:41.06	Italy (ITA) Elisabetta Sancassani Gabiella Bascelli	6:41.65
2001	Lucerne (SUI)	Germany (GER) Kathrin Boron Kerstin Kowalski	6:50.20	New Zealand (NZL) Georgina Evers-Swindell Caroline Evers-Swindell	6:51.73	Belarus (BLR) Ekaterina Karsten Volha Berazniova	6:52.72

Women's Lightweight Double Sculls (LW2x)

Year	Location	1st	T	2nd	T	3rd	T
2007	Munich (GER)	Australia (AUS) Amber Halliday Marguerite Houston	7:07.18	Finland (FIN) Sanna Sten Minna Nieminen	7:07.41	Denmark (DEN) Katrin Olsen Juliane Elander Rasmussen Germany (GER) Berit Carow Marie-Louise Dräger	7:08.97 7:08.97
2006	Eton (GBR)	China (CHN) Xu Dongxiang Yan Shimin	6:55.12	Australia (AUS) Marguerite Houston Amber Halliday	6:56.57	Greece (GRE) Chrysa Biskitzi Alexandra Tsiavou	6:57.14
2005	Gifu (JPN)	Germany (GER) Daniela Reimer Marie-Louise Dräger	6:48.47	United States (USA) Renee Hykel Julie Nichols	6:48.77	Finland (FIN) Sanna Sten Minna Nieminen	6:49.02
2003	Milan (ITA)	Germany (GER) Marie-Louise Dräger Claudia Blasberg	7:14.55	Australia (AUS) Sally Causby Amber Halliday	7:17.28	Romania (ROU) Constanta Burcica Camelia Mihalcea	7:18.24
2002	Seville (ESP)	Australia (AUS) Sally Causby Amber Halliday	6:52.84	Germany (GER) Janet Radünzel Claudia Blasberg	6:53.56	Great Britain (GBR) Helen Casey Tracy Langlands	6:55.28
2001	Lucerne (SUI)	Germany (GER) Janet Radünzel Claudia Blasberg	6:55.55	Poland (POL) Katarzyna Demianiuk Ilona Mokronowska	6:58.02	Romania (ROU) Monica Stan Irina Acsinte	6:58.97

Women's Quadruple Sculls (W4x)

Year	Location	1st	T	2nd	T	3rd	T
2007	Munich (GER)	Great Britain (GBR) Annie Vernon Debbie Flood Frances Houghton Katherine Grainger	6:30.81	Germany (GER) Kathrin Boron Manuela Lutze Britta Oppelt Stephanie Schiller	6:32.02	China (CHN) Tang Bin Xi Aihua Jin Ziwei Feng Guixin	6:33.91
2006	Eton (GBR)	Great Britain (GBR) Debbie Flood Sarah Winckless Frances Houghton Katherine Grainger	6:12.50	Australia (AUS) Catriona Oliver Sonia Mills Dana Faletic Sally Kehoe	6:13.99	Germany (GER) Christiane Huth Magdalena Schmude Jeannine Hennicke Stephanie Schiller	6:14.67
2005	Gifu (JPN)	Great Britain (GBR) Rebecca Romero Sarah Winckless Frances Houghton Katherine Grainger	6:09.59	Germany (GER) Britta Oppelt Susanne Schmidt Kathrin Boron Stephanie Schiller	6:09.93	Russia (RUS) Olga Samulenkova Oksana Dorodnova Larisa Merk Irina Fedotova	6:12.19
2003	Milan (ITA)	Australia (AUS) Jane Robinson Dana Faletic Kerry Hore Amber Bradley	6:46.52	Belarus (BLR) Ekaterina Karsten Yulia Bichik Volha Berazniova Maryia Varona	6:48.87	Germany (GER) Peggy Waleska Marita Scholz Manuela Lutze Kerstin El Qalqili	6:49.34
2002	Seville (ESP)	Germany (GER) Peggy Waleska Marita Scholz Manuela Lutze Kerstin El Qalqili	6:15.66	Denmark (DEN) Astrid Haastrup Jespersen Sarah Lauritzen Dorthe Pedersen Majbrit Ølgaard Nielsen	6:16.84	Belarus (BLR) Inessa Zakharevskaya Volha Berazniova Ekaterina Karsten Maryia Varona	6:18.12
2001	Lucerne (SUI)	Germany (GER) Peggy Waleska Marita Scholz Manuela Lutze Manja Kowalski	6:12.95	New Zealand (NZL) Sonia Waddell Paula Twining Caroline Evers-Swindell Georgina Evers-Swindell	6:15.35	United States (USA) Sarah Jones Carol Skricki Hilary Gehman Laura Rauchfuss	6:18.30

Women's Eight (W8+)

Year	Location	1st	T	2nd	T	3rd	T
2007	Munich (GER)	United States (USA) Brett Sickler Lindsay Shoop Anna Goodale Samantha Magee Anna Mickelson Susan Francia Caroline Lind Caryn Davies Mary Whipple	6:17.20	Romania (ROU) Rodica Serban Vjorica Susanu Simona Strimbeschi Ana-Maria Apachitei Aurica Barascu Ioana Papuc Georgeta Andrunache Doina Ignat Elena Georgescu	6:18.33	Great Britain (GBR) Carla Ashford Baz Moffat Alice Freeman Louisa Reeve Natasha Howard Alison Knowles Katie Greves Jessica Eddie Caroline O'Connor	6:19.66
2006	Eton (GBR)	United States (USA) Brett Sickler Megan Cooke Anna Goodale Lindsay Shoop Anna Mickelson Susan Francia Caroline Lind Caryn Davies Mary Whipple	5:55.50	Germany (GER) Nina Wengert Johanna Rönfeldt Christina Gerking Nadine Schmutzler Lenka Wech Maren Derlien Nicole Zimmermann Elke Hipler Annina Ruppel	5:57.29	Australia (AUS) Robyn Selby Smith Joanna Lutz Amber Bradley Sarah Cook Kim Crow Sarah Heard Emily Martin Kate Hornsey Lizzy Patrick	6:00.29

Historical Results: World Rowing Championships 2001-2003, 2005-2007 (current Olympic boat classes)

2005	Gifu (JPN)	Australia (AUS) Sarah Outhwaite Robyn Selby Smith Sonia Mills Kate Hornsey Emily Martin Fleur Chew Pauline Frasca Sarah Heard Lizzy Patrick	5:58.10	Romania (ROU) Eniko Barabas Georgeta Craciun Camelia Lupascu Ana-Maria Apachitei Elena Serban Ioana Papuc Rodica Florea Simona Strimbeschi Rodica Anghel	5:59.50	Netherlands (NED) Femke Dekker Nienke Dekkers Nienke Hommes Hurnet Dekkers Annemarieke van Rumpt Laura Posthuma Annemiek de Haan Helen Tanger Ester Workel	5:59.61
2003	Milan (ITA)	Germany (GER) Elke Hipler Anja Pyritz Maja Tucholke Britta Holthaus Susanne Schmidt Nicole Zimmermann Silke Günther Lenka Wech Annina Ruppel	6:41.23	Romania (ROU) Georgeta Craciun Aurica Barascu Liliana Gafencu Viorica Susanu Magdalena Dumitrache Elisabeta Lipa Georgeta Andrunache Doina Ignat Elena Georgescu	6:44.63	Canada (CAN) Jacqui Cook Karen Clark Rachel Dunnet Andreanne Morin Darcy Marquardt Pauline Van Roessel Roslyn McLeod Buffy Williams Sarah Pape	6:45.53
2002	Seville (ESP)	United States (USA) Kate Johnson Dana Pierce Caryn Davies Maite Urtasun Bernadette Marten Alison Cox Anna Mickelson Kate MacKenzie Mary Whipple	6:04.25	Australia (AUS) Jodi Winter Joanna Lutz Julia Wilson Jane Robinson Rachel Taylor Rebecca Sattin Victoria Roberts Kristina Larsen Carly Bilson	6:05.10	Germany (GER) Anja Pyritz Maja Tucholke Britta Holthaus Dana Pyritz Nicole Zimmermann Susanne Schmidt Lenka Wech Silke Günther Annina Ruppel	6:05.19
2001	Lucerne (SUI)	Australia (AUS) Jodi Winter Joanna Lutz Julia Wilson Jane Robinson Emily Martin Rebecca Sattin Victoria Roberts Kristina Larsen Carly Bilson	6:03.66	Romania (ROU) Elena Pirvan Aurica Chirita Natalita Berceanu Elena Gavrilesco Mihaela Nastasa Doina Spiricu Georgeta Damian Viorica Susanu Rodica Anghel	6:04.96	Germany (GER) Silke Günther Anja Pyritz Dana Pyritz Britta Holthaus Susanne Schmidt Sandra Goldbach Maja Tucholke Lenka Wech Annina Ruppel	6:05.32

8. Historical Results: Rowing World Cup Results 2005-2008

8.1. Current Olympic boat classes

Men

Men's Single Sculls (M1x)

Year	Location	1st	T	2nd	T	3rd	T
2008	Poznan (POL)	New Zealand (NZL) Mahe Drysdale	6:58.09	Czech Republic (CZE) Ondrej Synek	6:59.31	Norway (NOR) Olaf Tufte	7:05.38
2008	Lucerne (SUI)	Czech Republic (CZE) Ondrej Synek	6:47.81	New Zealand (NZL) Mahe Drysdale	6:49.20	Sweden (SWE) Lassi Karonen	6:52.18
2008	Munich (GER)	Great Britain (GBR) Alan Campbell	7:26.68	Czech Republic (CZE) Ondrej Synek	7:27.95	Norway (NOR) Olaf Tufte	7:31.50
2007	Lucerne (SUI)	New Zealand (NZL) Mahe Drysdale	6:45.65	Great Britain (GBR) Alan Campbell	6:45.94	Czech Republic (CZE) Ondrej Synek	6:47.28
2007	Amsterdam (NED)	Czech Republic (CZE) Ondrej Synek	6:40.60	Norway (NOR) Olaf Tufte	6:41.64	Germany (GER) Marcel Hacker	6:43.97
2007	Linz (AUT)	Czech Republic (CZE) Ondrej Synek	6:47.96	Great Britain (GBR) Alan Campbell	6:48.36	Germany (GER) Marcel Hacker	6:50.80
2006	Lucerne (SUI)	Norway (NOR) Olaf Tufte	6:47.65	New Zealand (NZL) Mahe Drysdale	6:47.80	Czech Republic (CZE) Ondrej Synek	6:52.29
2006	Poznan (POL)	New Zealand (NZL) Mahe Drysdale	6:39.12	Great Britain (GBR) Alan Campbell	6:41.82	Germany (GER) Marcel Hacker	6:44.70
2006	Munich (GER)	Great Britain (GBR) Alan Campbell	6:54.05	Germany (GER) Marcel Hacker	6:55.16	Sweden (SWE) Lassi Karonen	6:57.00
2005	Lucerne (SUI)	Czech Republic (CZE) Ondrej Synek	6:46.59	New Zealand (NZL) Mahe Drysdale	6:47.19	Norway (NOR) Olaf Tufte	6:47.68
2005	Munich (GER)	Germany (GER) Marcel Hacker	7:17.70	New Zealand (NZL) Mahe Drysdale	7:18.83	Czech Republic (CZE) Ondrej Synek	7:22.37
2005	Eton (GBR)	Czech Republic (CZE) Ondrej Synek	7:06.92	Germany (GER) Marcel Hacker	7:11.67	Slovenia (SLO) Iztok Cop	7:15.73

Men's Pair (M2-)

Year	Location	1st	T	2nd	T	3rd	T
2008	Poznan (POL)	New Zealand (NZL) Nathan Twaddle George Bridgewater	6:42.95	France (FRA) Germain Chardin Dorian Mortelette	6:44.28	South Africa (RSA) Shaun Keeling Ramon Di Clemente	6:48.12
2008	Lucerne (SUI)	Canada (CAN) David Calder Scott Frandsen	6:29.97	New Zealand (NZL) Nathan Twaddle George Bridgewater	6:30.54	Australia (AUS) Drew Ginn Duncan Free	6:33.23
2008	Munich (GER)	Croatia (CRO) Sinisa Skelin Niksa Skelin	7:07.57	Switzerland (SUI) Florian Stofer Stefan Sax	7:07.76	France (FRA) Erwan Peron Laurent Cadot	7:10.58
2007	Lucerne (SUI)	Australia (AUS) Drew Ginn Duncan Free	6:27.31	New Zealand (NZL) Nathan Twaddle George Bridgewater	6:29.14	France (FRA) Erwan Peron Laurent Cadot	6:32.75
2007	Amsterdam (NED)	New Zealand (NZL) Nathan Twaddle George Bridgewater	6:23.67	Croatia (CRO) Sinisa Skelin Niksa Skelin	6:24.16	France (FRA) Erwan Peron Laurent Cadot	6:24.32
2007	Linz (AUT)	Great Britain (GBR) Colin Smith Matt Langridge	6:29.77	Croatia (CRO) Sinisa Skelin Niksa Skelin	6:31.06	Germany (GER) Andreas Penkner Jochen Urban	6:32.24
2006	Lucerne (SUI)	New Zealand (NZL) Nathan Twaddle George Bridgewater	6:24.36	Great Britain (GBR) Colin Smith Tom James	6:26.05	Germany (GER) Jochen Urban Andreas Penkner	6:35.93
2006	Poznan (POL)	Australia (AUS) Drew Ginn Duncan Free	6:22.15	Serbia and Montenegro (SCG) Goran Jagar Nikola Stojic	6:24.15	Germany (GER) Jochen Urban Andreas Penkner	6:25.02
2006	Munich (GER)	Serbia and Montenegro (SCG) Goran Jagar Nikola Stojic	6:37.43	Canada (CAN) Malcolm Howard Kevin Light	6:38.98	South Africa (RSA) Ramon Di Clemente Donovan Cech	6:40.65
2005	Lucerne (SUI)	New Zealand (NZL) Nathan Twaddle George Bridgewater	6:28.74	Croatia (CRO) Sinisa Skelin Niksa Skelin	6:31.48	Italy (ITA) Luca Agamennoni Dario Lari	6:34.94
2005	Munich (GER)	New Zealand (NZL) Nathan Twaddle George Bridgewater	6:59.82	Croatia (CRO) Sinisa Skelin Niksa Skelin	7:05.59	Italy (ITA) Luca Agamennoni Dario Lari	7:08.14
2005	Eton (GBR)	Croatia (CRO) Niksa Skelin Sinisa Skelin	6:48.09	Canada (CAN) Ben Rutledge Kyle Hamilton	6:53.55	Canada (CAN) Scott Frandsen Barney Williams	6:53.82

Men's Double Sculls (M2x)

Year	Location	1st	T	2nd	T	3rd	T
2008	Poznan (POL)	New Zealand (NZL) Rob Waddell Nathan Cohen	6:32.78	Slovenia (SLO) Luka Spik Iztok Cop	6:35.88	Estonia (EST) Tonu Endrekson Jueri Jaanson	6:36.55
2008	Lucerne (SUI)	New Zealand (NZL) Rob Waddell Nathan Cohen	6:14.04	Great Britain (GBR) Matthew Wells Stephen Rowbotham	6:15.80	Australia (AUS) David Crawshay Scott Brennan	6:17.53
2008	Munich (GER)	Great Britain (GBR) Matthew Wells Stephen Rowbotham	6:52.78	Germany (GER) Clemens Wenzel Falko Nolte	6:52.94	Australia (AUS) Scott Brennan David Crawshay	6:59.94
2007	Lucerne (SUI)	Estonia (EST) Tonu Endrekson Jueri Jaanson	6:17.63	Great Britain (GBR) Matthew Wells Stephen Rowbotham	6:19.13	Slovenia (SLO) Luka Spik Iztok Cop	6:19.97
2007	Amsterdam (NED)	Estonia (EST) Tonu Endrekson Jueri Jaanson	6:10.66	Great Britain (GBR) Matthew Wells Stephen Rowbotham	6:11.49	Australia (AUS) Scott Brennan David Crawshay	6:12.11
2007	Linz (AUT)	Great Britain (GBR) Matthew Wells Stephen Rowbotham	6:18.55	Germany (GER) René Bertram Robert Sens	6:19.01	Estonia (EST) Igor Kuzmin Allar Raja	6:19.67
2006	Lucerne (SUI)	Slovenia (SLO) Luka Spik Iztok Cop	6:19.89	Great Britain (GBR) Matthew Wells Stephen Rowbotham	6:21.62	France (FRA) Jean-Baptiste Macquet Adrien Hardy	6:22.42
2006	Poznan (POL)	France (FRA) Jean-Baptiste Macquet Adrien Hardy	6:03.25	Slovenia (SLO) Luka Spik Iztok Cop	6:04.44	Great Britain (GBR) Matthew Wells Stephen Rowbotham	6:04.57
2006	Munich (GER)	Germany (GER) René Bertram Robert Sens	6:22.88	Hungary (HUN) Ákos Haller Tibor Pető	6:23.76	France (FRA) Jean-Baptiste Macquet Adrien Hardy	6:23.85
2005	Lucerne (SUI)	Slovenia (SLO) Luka Spik Iztok Cop	6:14.25	Germany (GER) Christian Schreiber Rene Burmeister	6:17.05	Italy (ITA) Luca Ghezzi Federico Gattinoni	6:18.62
2005	Munich (GER)	Germany (GER) Christian Schreiber Rene Burmeister	6:50.04	Italy (ITA) Luca Ghezzi Federico Gattinoni	6:51.33	Ukraine (UKR) Dmitri Prokopenko Volodimir Pavlovskij	6:55.31
2005	Eton (GBR)	Russia (RUS) Denis Kleshnev Nikita Morgachev	6:35.27	Norway (NOR) Nils Torolv Simonsen Morten Adamsen	6:38.34	Romania (ROU) Florin Apetroae Daniel Frateanu	6:40.57

Men's Four (M4-)

Year	Location	1st	T	2nd	T	3rd	T
2008	Poznan (POL)	Netherlands (NED) Geert Cirkel Matthijs Vellenga Jan-Willem Gabriels Gijs Vermeulen	6:11.61	Great Britain (GBR) Tom James Steve Williams Peter Reed	6:13.01	Slovenia (SLO) Tomaz Pirih Rok Rozman Rok Kolander Miha Pirih	6:14.19
2008	Lucerne (SUI)	Australia (AUS) Matthew Ryan James Marburg Cameron McKenzie- McHarg Francis Hegerty	5:52.04	Netherlands (NED) Geert Cirkel Matthijs Vellenga Jan-Willem Gabriels Gijs Vermeulen	5:53.13	United States (USA) David Banks Paul Teti Giuseppe Lanzone Brett Newlin	5:53.67
2008	Munich (GER)	Great Britain (GBR) Tom Lucy Steve Williams Peter Reed Andrew Triggs-Hodge	6:29.12	Czech Republic (CZE) Michal Horváth Jan Gruber Milan Bruncvik Jr Karel Neffe	6:35.82	Germany (GER) Kristof Wilke Andreas Penkner Florian Mennigen Mathias Flach	6:36.70
2007	Lucerne (SUI)	Netherlands (NED) Geert Cirkel Matthijs Vellenga Jan-Willem Gabriels Gijs Vermeulen	5:51.48	Great Britain (GBR) Steve Williams Peter Reed Tom James Andrew Triggs-Hodge	5:52.05	New Zealand (NZL) Carl Meyer James Dallinger Eric Murray Hamish Bond	5:52.19
2007	Amsterdam (NED)	New Zealand (NZL) Carl Meyer James Dallinger Eric Murray Hamish Bond	5:52.81	Netherlands (NED) Geert Cirkel Matthijs Vellenga Jan-Willem Gabriels Gijs Vermeulen	5:53.17	Czech Republic (CZE) Michal Horváth Jan Gruber Milan Bruncvik Jr Karel Neffe	5:54.00
2007	Linz (AUT)	Great Britain (GBR) Steve Williams Peter Reed Alex Partridge Andrew Triggs-Hodge	5:56.44	Netherlands (NED) Geert Cirkel Matthijs Vellenga Jan-Willem Gabriels Gijs Vermeulen	5:58.30	France (FRA) Julien Despres Benjamin Rondeau Germain Chardin Dorian Mortelette	5:58.85
2006	Lucerne (SUI)	Great Britain (GBR) Alex Partridge Steve Williams Peter Reed Andrew Triggs-Hodge	5:58.70	Netherlands (NED) Geert Cirkel Jan-Willem Gabriels Matthijs Vellenga Gijs Vermeulen	6:00.19	Germany (GER) Gregor Hauffe Toni Seifert Urs Käufer Philipp Adamski	6:01.88
2006	Poznan (POL)	Great Britain (GBR) Alex Partridge Steve Williams Peter Reed Andrew Triggs-Hodge	5:44.92	Slovenia (SLO) Rok Kolander Tomaz Pirih Miha Pirih Matej Prelog	5:47.81	New Zealand (NZL) Hamish Bond Carl Meyer Selwyn Cleland Eric Murray	5:51.07

2006	Munich (GER)	Great Britain (GBR) Steve Williams Peter Reed Alex Partridge Andrew Triggs-Hodge	6:00.25	Germany (GER) Urs Käufer Gregor Hauffe Toni Seifert Philipp Adamski	6:00.71	Netherlands (NED) Geert Cirkel Jan-Willem Gabriels Matthijs Vellenga Gijs Vermeulen	6:00.74
2005	Lucerne (SUI)	Great Britain (GBR) Steve Williams Peter Reed Alex Partridge Andrew Triggs-Hodge	5:53.87	Netherlands (NED) Geert Cirkel Jan-Willem Gabriels Matthijs Vellenga Gijs Vermeulen	5:54.68	Denmark (DEN) Carl Christiansen Thomas Larsen Gunnar Levring Morten Ølgaard Nielsen	5:57.47
2005	Munich (GER)	Great Britain (GBR) Steve Williams Peter Reed Alex Partridge Andrew Triggs-Hodge	6:20.97	Italy (ITA) Mauro Mulazzani Valerio Massimo Aldo Tramontano Giuseppe De Vita	6:26.34	Ireland (IRL) Cormac Folan Sean Jacob Sean Casey Alan Martin	6:30.11
2005	Eton (GBR)	Great Britain (GBR) Steve Williams Peter Reed Alex Partridge Andrew Triggs-Hodge	5:59.90	Denmark (DEN) Thomas Larsen Carl Christiansen Gunnar Levring Morten Ølgaard Nielsen	6:03.03	Czech Republic (CZE) Jakub Makovicka Jan Schindler Petr Vitasek Karel Neffe	6:04.37

Men's Lightweight Double Sculls (LM2x)

Year	Location	1st	T	2nd	T	3rd	T
2008	Poznan (POL)	Great Britain (GBR) Zac Purchase Mark Hunter	6:45.66	Denmark (DEN) Mads Rasmussen Rasmus Quist	6:46.59	Italy (ITA) Marcello Miani Elia Luini	6:47.03
2008	Lucerne (SUI)	Great Britain (GBR) Zac Purchase Mark Hunter	6:16.62	New Zealand (NZL) Storm Uru Peter Taylor	6:17.83	France (FRA) Maxime Goisset Frédéric Dufour	6:19.03
2008	Munich (GER)	Great Britain (GBR) Zac Purchase Mark Hunter	7:00.59	France (FRA) Maxime Goisset Frédéric Dufour	7:04.25	Italy (ITA) Lorenzo Bertini Daniele Gilardoni	7:08.35
2007	Lucerne (SUI)	Denmark (DEN) Mads Rasmussen Rasmus Quist	6:20.19	Hungary (HUN) Zsolt Hirling Tamas Varga	6:22.79	Great Britain (GBR) Zac Purchase Mark Hunter	6:23.32
2007	Amsterdam (NED)	Denmark (DEN) Mads Rasmussen Rasmus Quist	6:20.80	Great Britain (GBR) Zac Purchase Mark Hunter	6:24.19	Poland (POL) Tomasz Kucharski Robert Sycz	6:26.53
2007	Linz (AUT)	Denmark (DEN) Mads Rasmussen Rasmus Quist	6:23.12	Great Britain (GBR) Zac Purchase Mark Hunter	6:26.83	Canada (CAN) Matthew Jensen Doug Vantor	6:29.68
2006	Lucerne (SUI)	Italy (ITA) Marcello Miani Elia Luini	6:23.91	Denmark (DEN) Mads Rasmussen Rasmus Quist	6:24.67	Greece (GRE) Vasileios Polymeros Dimitrios Mougios	6:28.37
2006	Poznan (POL)	Denmark (DEN) Mads Rasmussen Rasmus Quist	6:13.52	Italy (ITA) Marcello Miani Elia Luini	6:17.04	Great Britain (GBR) James Lindsay-Fynn Mark Hunter	6:19.92
2006	Munich (GER)	Italy (ITA) Marcello Miani Elia Luini	6:20.60	Germany (GER) Jörg Lehnigk Manuel Brehmer	6:25.04	Japan (JPN) Takahiro Suda Daisaku Takeda	6:26.76
2005	Lucerne (SUI)	Hungary (HUN) Zsolt Hirling Tamas Varga	6:16.98	Denmark (DEN) Mads Rasmussen Rasmus Quist	6:17.36	Canada (CAN) Matthew Jensen Liam Parsons	6:18.85
2005	Munich (GER)	Italy (ITA) Stefano Basalini Leonardo Pettinari	6:54.15	Germany (GER) Jörg Lehnigk Manuel Brehmer	6:56.23	Italy (ITA) Elia Luini Bruno Mascarenhas	6:58.33
2005	Eton (GBR)	Hungary (HUN) Zsolt Hirling Tamas Varga	6:35.15	Japan (JPN) Takahiro Suda Daisaku Takeda	6:37.67	France (FRA) Arnaud Pornin Frédéric Dufour	6:39.80

Men's Lightweight Four (LM4-)

Year	Location	1st	T	2nd	T	3rd	T
2008	Poznan (POL)	France (FRA) Franck Solforosi Guillaume Raineau Jean-Christophe Bette Fabien Tilliet	6:08.76	Italy (ITA) Jiri Vicek Catello Amarante Salvatore Amitrano Bruno Mascarenhas	6:09.98	Australia (AUS) Rod Chisholm Anthony Edwards Ben Cureton Todd Skipworth	6:10.00
2008	Lucerne (SUI)	China (CHN) Huang Zhongming Wu Chongkui Zhang Lin Tian Jun	6:00.89	Denmark (DEN) Thomas Ebert Bo Helleberg Mads Andersen Eskild Ebbesen	6:01.33	France (FRA) Franck Solforosi Guillaume Raineau Jean-Christophe Bette Fabien Tilliet	6:01.99
2008	Munich (GER)	China (CHN) Huang Zhongming Wu Chongkui Zhang Lin Tian Jun	6:27.81	Great Britain (GBR) Richard Chambers James Lindsay-Fynn Paul Mattick James Clarke	6:28.40	Germany (GER) Bastian Seibt Jost Schömann-Finck Jochen Kühner Martin Kühner	6:28.78
2007	Lucerne (SUI)	Great Britain (GBR) Richard Chambers James Lindsay-Fynn Paul Mattick James Clarke	5:58.07	France (FRA) Franck Solforosi Jérémy Pouge Jean-Christophe Bette Fabien Tilliet	5:59.02	Netherlands (NED) Gerard van der Linden Ivo Snijders Roeland Lievens Paul Drewes	5:59.04

2007	Amsterdam (NED)	China (CHN) Huang Zhongming Wu Chongkui Zhang Lin Tian Jun	5:58.69	Great Britain (GBR) Richard Chambers James Lindsay-Fynn Paul Mattick James Clarke	5:59.31	Netherlands (NED) Alwin Snijders Arnoud Greidanus Roeland Lievens Paul Drewes	6:01.02
2007	Linz (AUT)	China (CHN) Huang Zhongming Wu Chongkui Zhang Lin Tian Jun	6:03.13	Italy (ITA) Jiri Vlcek Catello Amarante Salvatore Amitrano Bruno Mascarenhas	6:03.71	Great Britain (GBR) Richard Chambers James Lindsay-Fynn Paul Mattick James Clarke	6:04.74
2006	Lucerne (SUI)	Ireland (IRL) Gearoid Towey Eugene Coakley Richard Archibald Paul Griffin	6:07.59	France (FRA) Franck Solforosi Jérémy Pougé Jean-Christophe Bette Fabien Tilliet	6:08.76	Germany (GER) Bastian Seibt Axel Schuster Joel El-Qalqili Stephan Mlecko	6:08.81
2006	Poznan (POL)	Ireland (IRL) Gearoid Towey Eugene Coakley Richard Archibald Paul Griffin	5:55.23	Australia (AUS) Tim O'Callaghan Michael McBryde Ben Cureton Todd Skipworth	5:56.70	Egypt (EGY) Amin Ramadan Ahmed Gad Hossam Azouz Abd el Razek Ibrahim	5:56.80
2006	Munich (GER)	Germany (GER) Bastian Seibt Axel Schuster Joel El-Qalqili Stephan Mlecko	6:06.88	Ireland (IRL) Gearoid Towey Eugene Coakley Richard Archibald Paul Griffin	6:07.35	Australia (AUS) Michael McBryde Todd Skipworth Ben Cureton Tom Gibson	6:09.31
2005	Lucerne (SUI)	Ireland (IRL) Tim Harnedy Eugene Coakley Richard Archibald Paul Griffin	6:01.01	Germany (GER) Bastian Seibt Stephan Mlecko Matthias Veit Axel Schuster	6:03.82	Poland (POL) Pawel Randa Gabriel Pawlak Bartlomiej Pawelczak Milosz Bernatajtyś	6:04.87
2005	Munich (GER)	France (FRA) Jérémy Pougé Franck Solforosi Jean-Christophe Bette Fabien Tilliet	6:28.48	Germany (GER) Bastian Seibt Stephan Mlecko Matthias Veit Axel Schuster	6:30.56	Ireland (IRL) Richard Archibald Eugene Coakley Tim Harnedy Paul Griffin	6:30.80
2005	Eton (GBR)	France (FRA) Jérémy Pougé Franck Solforosi Jean-Christophe Bette Fabien Tilliet	6:11.43	Spain (ESP) Carlos Loriente Jesus Gonzalez Mario Arranz Juan Manuel Florido	6:17.25	Denmark (DEN) Mogens Jessen Asbjørn Joensen Mads Andersen Hans Thor Kristensen	6:18.18

Men's Quadruple Sculls (M4x)

Year	Location	1st	T	2nd	T	3rd	T
2008	Poznan (POL)	Italy (ITA) Luca Agamennoni Simone Venier Rossano Galtarossa Simone Raineri	5:51.35	France (FRA) Jonathan Coeffic Pierre-Jean Peltier Julien Bahain Cedric Berrest	5:52.58	Poland (POL) Konrad Wasielewski Marek Kolbowicz Michal Jelinski Adam Korol	5:53.47
2008	Lucerne (SUI)	United States (USA) Matthew Hughes Samuel Stitt Jamie Schroeder Scott Gault	5:45.40	Poland (POL) Konrad Wasielewski Marek Kolbowicz Michal Jelinski Adam Korol	5:46.49	Germany (GER) Stephan Krüger René Bertram Hans Grühne Christian Schreiber	5:48.77
2008	Munich (GER)	Poland (POL) Konrad Wasielewski Marek Kolbowicz Michal Jelinski Adam Korol	6:14.08	Germany (GER) Stephan Krüger René Bertram Hans Grühne Christian Schreiber	6:16.84	France (FRA) Pierre-Jean Peltier Cedric Berrest Jonathan Coeffic Julien Bahain	6:18.55
2007	Lucerne (SUI)	Russia (RUS) Nikita Morgachev Alekssei Svirin Aleksandr Kornilov Nikael Bikua-Mfantse	5:47.11	France (FRA) Jean-David Bernard Cedric Berrest Jonathan Coeffic Julien Bahain	5:47.30	Czech Republic (CZE) Petr Vitasek Tomas Karas Jakub Hanak David Jirka	5:48.11
2007	Amsterdam (NED)	Poland (POL) Konrad Wasielewski Marek Kolbowicz Michal Jelinski Adam Korol	5:51.42	Czech Republic (CZE) Petr Vitasek Tomas Karas Jakub Hanak David Jirka	5:53.64	France (FRA) Jean-David Bernard Daniel Blin Jonathan Coeffic Julien Bahain	5:56.15
2007	Linz (AUT)	Poland (POL) Konrad Wasielewski Marek Kolbowicz Michal Jelinski Adam Korol	5:50.59	Italy (ITA) Luca Ghezzi Federico Gattinoni Rossano Galtarossa Simone Raineri	5:51.99	Germany (GER) Christian Schreiber Robert Bertram Clemens Wenzel Rene Burmeister	5:52.10
2006	Lucerne (SUI)	Czech Republic (CZE) Tomas Karas Vaclav Chalupa Milan Dolecek David Jirka	5:50.81	Germany (GER) Falko Nolte Marco Geisler Christian Schreiber Rene Burmeister	5:52.17	United States (USA) Samuel Stitt Jonathon Sloan DuRoss Wyatt Allen Matthew Hughes	5:53.31
2006	Poznan (POL)	Poland (POL) Konrad Wasielewski Marek Kolbowicz Michal Jelinski Adam Korol	5:37.31	France (FRA) Jonathan Coeffic Cedric Berrest Julien Bahain Jean-David Bernard	5:39.64	Czech Republic (CZE) Tomas Karas Vaclav Chalupa Milan Dolecek David Jirka	5:39.68

2006	Munich (GER)	Czech Republic (CZE) Tomas Karas Vaclav Chalupa Milan Dolecek David Jirka	5:53.56	Russia (RUS) Nikolai Spinev Alexei Morgatchev Aleksei Svirin Sergei Fedorovtsev	5:54.60	Australia (AUS) James Gatti Peter Hardcastle David Crawshaw Dan Noonan	5:56.04
2005	Lucerne (SUI)	Estonia (EST) Jueri Jaanson Leonid Gulov Tonu Endrekson Andrei Jamsa	5:44.55	Czech Republic (CZE) Milan Dolecek Vaclav Chalupa Jakub Hanak David Jirka	5:44.69	Great Britain (GBR) Matthew Wells Stephen Rowbotham Alan Campbell Matt Langridge	5:46.95
2005	Munich (GER)	Slovenia (SLO) Matej Prelog Davor Mizerit Luka Spik Iztok Cop	6:03.42	Poland (POL) Konrad Wasielewski Marek Kolbowicz Michal Jelinski Adam Korol	6:05.69	Czech Republic (CZE) Tomas Karas Milan Dolecek Jakub Hanak David Jirka	6:05.77
2005	Eton (GBR)	Estonia (EST) Jueri Jaanson Leonid Gulov Tonu Endrekson Andrei Jamsa	5:56.13	Czech Republic (CZE) Tomas Karas Milan Dolecek Jakub Hanak David Jirka	5:57.65	Poland (POL) Konrad Wasielewski Marek Kolbowicz Michal Jelinski Adam Korol	5:59.78

Men's Eight (M8+)

Year	Location	1st	T	2nd	T	3rd	T
2008	Poznan (POL)	Great Britain (GBR) Alex Partridge Tom Stallard Tom Lucy Richard Egington Josh West Alastair Heathcote Matt Langridge Colin Smith Acer Nethercott	5:41.29	Germany (GER) Sebastian Schmidt Kristof Wilke Philipp Naruhn Florian Eichner Andreas Penkner Jochen Urban Florian Mennigen Mathias Flach Peter Thiede	5:44.99	Poland (POL) Sebastian Kosiorek Michal Stawowski Bogdan Zalewski Slawomir Kruszkowski Rafal Hejmej Piotr Buchalski Wojciech Gutorski Mikolaj Burda Daniel Trojanowski	5:56.63
2008	Lucerne (SUI)	Canada (CAN) Kevin Light Ben Rutledge James Byrnes Jake Wetzel Malcolm Howard Dominic Seiterle Adam Kreek Kyle Hamilton Brian Price	5:31.89	China (CHN) Zhang Yongquiang Wang Jingfeng Liu Zhen He Yi Zheng Chuanqi Zhou Yinan Qu Xiaoming Wang Xiangdang Zhang Dechang	5:34.96	Great Britain (GBR) Alex Partridge Tom Stallard Matt Langridge Tom Solesbury Josh West Richard Egington Robin Bourne-Taylor Alastair Heathcote Acer Nethercott	5:35.87
2008	Munich (GER)	Australia (AUS) David Dennis Sam Loch Karsten Forsterling Tom Laurich Jeremy Stevenson James Tomkins Samuel Conrad Stephen Stewart Marty Rabjohns	6:05.38	Great Britain (GBR) Alex Partridge Tom Stallard Matt Langridge Tom Solesbury Josh West Richard Egington Robin Bourne-Taylor Colin Smith Acer Nethercott	6:06.31	China (CHN) Sun Jian Zhang Guangheng Liu Zhen Wang Jingfeng Zheng Chuanqi Zhou Yinan Qu Xiaoming He Yi Zhang Dechang	6:08.32
2007	Lucerne (SUI)	Canada (CAN) Kevin Light Ben Rutledge James Byrnes Jake Wetzel Malcolm Howard Dominic Seiterle Adam Kreek Kyle Hamilton Brian Price	5:30.59	Germany (GER) Jörg Diessner Florian Eichner Ulf Siemes Jan Tebrügge Sebastian Schulte Thorsten Engelmann Philipp Stürer Bernd Heidicker Peter Thiede	5:32.73	Russia (RUS) Aleksandr Litvintchev Ivan Podshivalov Alexander Kulesh Edgar Ivans Evgueni Luzianine Dmitri Rozinkevich Vladimir Volodencov Denis Markelov Pavel Safonkin	5:33.94
2007	Amsterdam (NED)	Great Britain (GBR) Alex Partridge Colin Smith James Orme Marcus Bateman Peter Reed Andrew Triggs-Hodge Matt Langridge Steve Williams Phelan Hill	5:34.03	China (CHN) Zhang Shunying Zhu Yili Zheng Chuanqi Zhang Guangheng Sun Jian Zhou Yinan Zhang Yongquiang Wang Xiangdang Zhang Dechang	5:34.47	Great Britain (GBR) Tom Parker Tom Stallard Tom Lucy Hugo Lee Josh West Richard Egington Robin Bourne-Taylor Alastair Heathcote Acer Nethercott	5:35.78
2007	Linz (AUT)	Canada (CAN) Robert Weitemeyer Kevin Light Adam Kreek Dominic Seiterle Malcolm Howard Peter Dembicki James Byrnes Kyle Hamilton Stephen Cheng	5:40.98	Belarus (BLR) Vadzim Lialin Dzianis Yakubau Aleh Maskaliou Aliaksandr Dzernavy Yauheni Nosau Andrei Dzemyanenko Vitali Bely Aliaksandr Kazubovski Piotr Piatrynich	5:43.00	China (CHN) Zhang Shunying Zhu Yili Zheng Chuanqi Zhang Guangheng Sun Jian Zhou Yinan Zhang Yongquiang Wang Xiangdang Zhang Dechang	5:43.45

2006	Lucerne (SUI)	Germany (GER) Jörg Diessner Stephan Koltzk Ulf Siemes Jan Tebrügge Sebastian Schulte Thorsten Engelmann Philipp Stürer Bernd Heidicker Peter Thiede	5:47.11	Italy (ITA) Carlo Mornati Pierpaolo Frattini Luca Agamennoni Mario Palmisano Dario Dentale Alessio Sartori Niccolò Mornati Lorenzo Carboncini Gaetano Iannuzzi	5:47.40	Poland (POL) Michal Stawowski Sebastian Kosiorek Slawomir Kruskowski Rafal Hejmej Mikolaj Burda Wojciech Gutorski Piotr Buchalski Bogdan Zalewski Daniel Trojanowski	5:48.88
2006	Poznan (POL)	Australia (AUS) David McGowan James Marburg Matthew Ryan Samuel Conrad Tom Laurich Karsten Forsterling Cameron McKenzie-McHarg Jeremy Stevenson Marty Rabjohns	5:21.21	Belarus (BLR) Dzianis Yakubau Aliaksandr Blotski Yauheni Nosau Aliaksandr Dzernavy Aleh Maskaliou Allaksandr Kalechka Vadzim Lialin Aliaksandr Kazubovski Piotr Piatrynich	5:24.42	Romania (ROU) Vladut Luchian Marcus Descapina Marius Bacaoanu Gheorghita Munteanu Nicusor Ghebosu Andrei Timpau Ionut Moisa Andrei Stoica Ionut Grigore	5:25.12
2006	Munich (GER)	Germany (GER) Jochen Urban Jörg Diessner Stephan Koltzk Jan-Martin Bröer Thorsten Engelmann Ulf Siemes Jan Tebrügge Andreas Penkner Peter Thiede	5:32.79	Poland (POL) Michal Stawowski Sebastian Kosiorek Slawomir Kruskowski Rafal Hejmej Mikolaj Burda Wojciech Gutorski Piotr Buchalski Bogdan Zalewski Daniel Trojanowski	5:33.42	Australia (AUS) Stefan Szczurowski James Chapman Hardy Cubasch James Marburg Tom Laurich Karsten Forsterling Cameron McKenzie-McHarg Jeremy Stevenson Marty Rabjohns	5:35.09
2005	Lucerne (SUI)	Germany (GER) Jochen Urban Sebastian Schulte Stephan Koltzk Ulf Siemes Jan Tebrügge Jan-Martin Bröer Thorsten Engelmann Andreas Penkner Peter Thiede	5:27.32	Italy (ITA) Edoardo Verzotti Niccolò Mornati Pierpaolo Frattini Valerio Pinton Mario Palmisano Dario Dentale Raffaello Leonardo Carlo Mornati Gaetano Iannuzzi	5:27.95	Poland (POL) Michal Stawowski Lukasz Kardas Slawomir Kruskowski Sebastian Kosiorek Mikolaj Burda Wojciech Gutorski Piotr Buchalski Bogdan Zalewski Daniel Trojanowski	5:32.96
2005	Munich (GER)	Italy (ITA) Edoardo Verzotti Niccolò Mornati Pierpaolo Frattini Valerio Pinton Mario Palmisano Dario Dentale Raffaello Leonardo Carlo Mornati Gaetano Iannuzzi	5:49.54	Russia (RUS) Andrei Okorokov Evgueni Luzianine Edgar Ivans Alexander Kulesh Dmitri Rozinkevich Vladimir Volodenkov Denis Markelov Aleksandr Litvintchev Alexei Mitienko	5:51.39	Germany (GER) Jochen Urban Sebastian Schulte Stephan Koltzk Ulf Siemes Jan Tebrügge Jan-Martin Bröer Thorsten Engelmann Andreas Penkner Peter Thiede	5:51.46
2005	Eton (GBR)	Germany (GER) Jochen Urban Sebastian Schulte Stephan Koltzk Ulf Siemes Jan Tebrügge Jan-Martin Bröer Thorsten Engelmann Andreas Penkner Peter Thiede	5:43.30	Italy (ITA) Lorenzo Porzio Niccolò Mornati Pierpaolo Frattini Valerio Pinton Mario Palmisano Dario Dentale Raffaello Leonardo Carlo Mornati Gaetano Iannuzzi	5:45.29	Great Britain (GBR) Tom Broadway Philip Simmons Jonathan Devlin Tom Stallard Tom Parker Richard Egington Simon Fieldhouse Henry Bailhache-Webb Acer Nethercott	5:47.24

Women

Women's Single Sculls (W1x)

Year	Location	1st	T	2nd	T	3rd	T
2008	Poznan (POL)	Belarus (BLR) Ekaterina Karsten	7:43.75	Czech Republic (CZE) Mirka Knapkova	7:46.21	New Zealand (NZL) Emma Twigg	7:54.74
2008	Lucerne (SUI)	Belarus (BLR) Ekaterina Karsten	7:24.99	Czech Republic (CZE) Mirka Knapkova	7:26.48	China (CHN) Zhang Xiuyun	7:30.17
2008	Munich (GER)	Belarus (BLR) Ekaterina Karsten	8:17.54	Czech Republic (CZE) Mirka Knapkova	8:20.95	New Zealand (NZL) Emma Twigg	8:29.24
2007	Lucerne (SUI)	Belarus (BLR) Ekaterina Karsten	7:25.78	Czech Republic (CZE) Mirka Knapkova	7:28.42	China (CHN) Zhang Xiuyun	7:28.72
2007	Amsterdam (NED)	Belarus (BLR) Ekaterina Karsten	7:19.11	China (CHN) Zhang Xiuyun	7:23.65	Sweden (SWE) Frida Svensson	7:27.41
2007	Linz (AUT)	Belarus (BLR) Ekaterina Karsten	7:28.39	Czech Republic (CZE) Mirka Knapkova	7:31.00	United States (USA) Michelle Guerette	7:31.68
2006	Lucerne (SUI)	Belarus (BLR) Ekaterina Karsten	7:25.19	Czech Republic (CZE) Mirka Knapkova	7:27.75	Russia (RUS) Yulia Levina	7:32.89
2006	Poznan (POL)	Belarus (BLR) Ekaterina Karsten	7:14.35	Czech Republic (CZE) Mirka Knapkova	7:15.73	France (FRA) Sophie Balmary	7:20.79
2006	Munich (GER)	Belarus (BLR) Ekaterina Karsten	7:30.40	Czech Republic (CZE) Mirka Knapkova	7:34.30	France (FRA) Sophie Balmary	7:34.38
2005	Lucerne (SUI)	Belarus (BLR) Ekaterina Karsten	7:23.10	France (FRA) Sophie Balmary	7:35.24	Sweden (SWE) Frida Svensson	7:38.82
2005	Munich (GER)	Belarus (BLR) Ekaterina Karsten	7:58.82	Czech Republic (CZE) Mirka Knapkova	8:03.06	New Zealand (NZL) Georgina Evers-Swindell	8:05.54
2005	Eton (GBR)	Belarus (BLR) Ekaterina Karsten	7:46.31	Czech Republic (CZE) Mirka Knapkova	7:49.60	Germany (GER) Kathrin Boron	7:56.89

Women's Pair (W2-)

Year	Location	1st	T	2nd	T	3rd	T
2008	Poznan (POL)	Germany (GER) Lenka Wech Maren Derlien	7:25.94	New Zealand (NZL) Juliette Haigh Nicky Coles	7:31.09	Romania (ROU) Georgeta Andrunache Viorica Susanu	7:33.59
2008	Lucerne (SUI)	China (CHN) Wu You Gao Yulan	7:05.94	United States (USA) Ellie Logan Caroline Lind	7:09.25	United States (USA) Portia McGee Anna Mickelson	7:10.21
2008	Munich (GER)	China (CHN) Wu You Gao Yulan	7:49.94	Germany (GER) Lenka Wech Maren Derlien	7:56.62	United States (USA) Ellie Logan Caroline Lind	8:00.45
2007	Lucerne (SUI)	New Zealand (NZL) Juliette Haigh Nicky Coles	7:06.67	United States (USA) Megan Cooke Anna Mickelson	7:08.00	Romania (ROU) Georgeta Andrunache Viorica Susanu	7:13.16
2007	Amsterdam (NED)	China (CHN) Zhang Yage Gao Yulan	7:01.04	New Zealand (NZL) Juliette Haigh Nicky Coles	7:02.48	Australia (AUS) Kim Crow Sarah Cook	7:03.86
2007	Linz (AUT)	Australia (AUS) Kim Crow Sarah Cook	7:09.39	United States (USA) Megan Cooke Anna Mickelson	7:10.49	United States (USA) Susan Francia Caroline Lind	7:11.97
2006	Lucerne (SUI)	United States (USA) Megan Cooke Anna Mickelson	7:12.78	Germany (GER) Nicole Zimmermann Elke Hipler	7:14.40	Netherlands (NED) Annemarieke van Rumpit Annemiek de Haan	7:16.57
2006	Poznan (POL)	Germany (GER) Nicole Zimmermann Elke Hipler	7:01.68	Germany (GER) Maren Derlien Christina Gerking	7:02.38	Australia (AUS) Sarah Heard	7:04.87
2006	Munich (GER)	Canada (CAN) Darcy Marquardt Jane Rumball	7:17.36	Germany (GER) Christina Gerking Elke Hipler	7:20.11	Australia (AUS) Amber Bradley Kate Hornsey	7:20.36
2005	Lucerne (SUI)	New Zealand (NZL) Juliette Haigh Nicky Coles	7:03.52	Belarus (BLR) Tamara Samakhvalava Natalia Helakh	7:11.32	Great Britain (GBR) Katie Greves Carla Ashford	7:14.99
2005	Munich (GER)	New Zealand (NZL) Juliette Haigh Nicky Coles	7:51.00	Australia (AUS) Pauline Frasca Robyn Selby Smith	7:53.60	Australia (AUS) Emily Martin Fleur Chew	7:55.85
2005	Eton (GBR)	Australia (AUS) Sarah Outhwaite Natalie Bale	7:36.01	Australia (AUS) Emily Martin Sarah Heard	7:42.43	Australia (AUS) Pauline Frasca Robyn Selby Smith	7:42.93

Women's Double Sculls (W2x)

Year	Location	1st	T	2nd	T	3rd	T
2008	Poznan (POL)	Great Britain (GBR) Elise Laverick Anna Bebington	7:15.62	Italy (ITA) Laura Schiavone Elisabetta Sancassani	7:16.58	Finland (FIN) Sanna Sten Minna Nieminen	7:17.83
2008	Lucerne (SUI)	China (CHN) Li Qin Tian Liang	6:56.10	Germany (GER) Ann-Katrin Thiele Christiane Huth	6:58.29	China (CHN) Zhu Weiwei Zhang Yangyang	6:58.80
2008	Munich (GER)	China (CHN) Li Qin Tian Liang	7:40.66	China (CHN) Tang Bin Jin Ziwei	7:45.07	Germany (GER) Ann-Katrin Thiele Christiane Huth	7:48.01

2007	Lucerne (SUI)	New Zealand (NZL) Georgina Evers-Swindell Caroline Evers-Swindell	6:58.45	Germany (GER) Christiane Huth Peggy Waleska	7:00.56	Italy (ITA) Laura Schiavone Elisabetta Sancassani	7:01.61
2007	Amsterdam (NED)	China (CHN) Li Qin Tian Liang	6:51.25	New Zealand (NZL) Georgina Evers-Swindell Caroline Evers-Swindell	6:56.99	Czech Republic (CZE) Jitka Antošová Gabriela Vareková	6:58.47
2007	Linz (AUT)	China (CHN) Li Qin Tian Liang	7:09.42	Germany (GER) Britta Oppelt Susanne Schmidt	7:13.31	Germany (GER) Christiane Huth Stephanie Schiller	7:13.44
2006	Lucerne (SUI)	New Zealand (NZL) Georgina Evers-Swindell Caroline Evers-Swindell	6:58.01	Great Britain (GBR) Annie Vernon Anna Bebington	6:58.42	Belarus (BLR) Volha Berazniova Yulia Bichik	7:01.60
2006	Poznan (POL)	New Zealand (NZL) Georgina Evers-Swindell Caroline Evers-Swindell	6:42.96	Australia (AUS) Dana Faletic Sally Kehoe	6:44.16	Australia (AUS) Catriona Oliver Sonia Mills	6:44.28
2006	Munich (GER)	Great Britain (GBR) Annie Vernon Anna Bebington	7:02.28	Germany (GER) Magdalena Schmude Stephanie Schiller	7:03.58	Czech Republic (CZE) Jitka Antošová Gabriela Vareková	7:05.50
2005	Lucerne (SUI)	Bulgaria (BUL) Rumyana Neykova Miglena Markova	6:41.06	New Zealand (NZL) Georgina Evers-Swindell Caroline Evers-Swindell	6:41.12	Great Britain (GBR) Elise Laverick Debbie Flood	6:47.57
2005	Munich (GER)	Bulgaria (BUL) Rumyana Neykova Miglena Markova	7:28.53	Australia (AUS) Amber Bradley Sally Kehoe	7:29.56	Germany (GER) Christiane Huth Britta Oppelt	7:36.00
2005	Eton (GBR)	Bulgaria (BUL) Rumyana Neykova Miglena Markova	7:09.43	Germany (GER) Christiane Huth Britta Oppelt	7:15.37	Australia (AUS) Amber Bradley Sally Kehoe	7:17.75

Women's Lightweight Double Sculls (LW2x)

Year	Location	1st	T	2nd	T	3rd	T
2008	Poznan (POL)	Canada (CAN) Melanie Kok Tracy Cameron	7:27.23	Germany (GER) Berit Carow Marie-Louise Dräger	7:29.51	Australia (AUS) Amber Halliday Marguerite Houston	7:29.80
2008	Lucerne (SUI)	China (CHN) Xu Dongxiang Yu Hua	6:53.62	Netherlands (NED) Kirsten van der Kolk Marit van Eupen	6:55.50	Canada (CAN) Melanie Kok Tracy Cameron	6:55.86
2008	Munich (GER)	Germany (GER) Berit Carow Marie-Louise Dräger	7:45.08	Greece (GRE) Chrysa Biskitzi Alexandra Tsiavou	7:48.39	China (CHN) Chen Haixia Xu Dongxiang	7:49.32
2007	Lucerne (SUI)	Denmark (DEN) Katrin Olsen Juliane Elander Rasmussen	7:01.31	Canada (CAN) Lindsay Jennerich Tracy Cameron	7:01.74	Germany (GER) Berit Carow Marie-Louise Dräger	7:03.78
2007	Amsterdam (NED)	China (CHN) Chen Haixia Yu Hua	7:03.66	China (CHN) Xu Dongxiang Yan Shimin	7:05.11	United States (USA) Wendy Tripician Jana Heere	7:06.87
2007	Linz (AUT)	Denmark (DEN) Katrin Olsen Juliane Elander Rasmussen	7:09.33	China (CHN) Chen Haixia Yu Hua	7:10.51	Canada (CAN) Lindsay Jennerich Tracy Cameron	7:11.77
2006	Lucerne (SUI)	Canada (CAN) Mara Jones Tracy Cameron	7:11.62	Finland (FIN) Sanna Sten Minna Nieminen	7:13.60	United States (USA) Renee Hykel Julie Nichols	7:16.63
2006	Poznan (POL)	China (CHN) Xu Dongxiang Yan Shimin	6:49.77	China (CHN) Fan Xuefei Chen Haixia	6:52.78	Ireland (IRL) Sinead Jennings Niamh Ni Cheilleacher	6:57.38
2006	Munich (GER)	China (CHN) Xu Dongxiang Yu Hua	7:11.36	Germany (GER) Berit Carow Marie-Louise Dräger	7:13.78	Poland (POL) Magdalena Kemnitz Ilona Mokronowska	7:14.13
2005	Lucerne (SUI)	China (CHN) Chen Haixia Tan Meiyun	6:56.06	Germany (GER) Marie-Louise Dräger	7:01.61	Poland (POL) Magdalena Kemnitz Ilona Mokronowska	7:02.99
2005	Munich (GER)	Finland (FIN) Sanna Sten Minna Nieminen	7:41.56	Germany (GER) Berit Carow Laura Tasch	7:42.30	Poland (POL) Magdalena Kemnitz Ilona Mokronowska	7:43.15
2005	Eton (GBR)	Germany (GER) Daniela Reimer Marie-Louise Dräger	7:14.77	China (CHN) Chen Aina Xu Dongxiang	7:16.35	Germany (GER) Berit Carow Laura Tasch	7:23.05

Women's Quadruple Sculls (W4x)

Year	Location	1st	T	2nd	T	3rd	T
2008	Lucerne (SUI)	China (CHN) Tang Bin Feng Guixin Xi Aihua Jin Ziwei	6:21.14	United States (USA) Lia Pernell Lindsay Meyer Jennifer Kaido Margot Shumway	6:24.10	Great Britain (GBR) Annie Vernon Debbie Flood Frances Houghton Katherine Grainger	6:24.38
2008	Munich (GER)	Great Britain (GBR) Annie Vernon Debbie Flood Frances Houghton Katherine Grainger	6:54.38	Germany (GER) Britta Oppelt Manuela Lutze Juliane Domscheid Kathrin Boron	6:56.29	China (CHN) Tang Bin Feng Guixin Xi Aihua Jin Ziwei	6:57.24

Historical Results: Rowing World Cup Results 2005-2008, Current Olympic boat classes

2007	Lucerne (SUI)	Great Britain (GBR) Annie Vernon Debbie Flood Frances Houghton Katherine Grainger	6:20.54	Germany (GER) Kathrin Boron Manuela Lutze Susanne Schmidt Stephanie Schiller	6:22.37	Romania (ROU) Ionelia Neascu Camelia Lupascu Eniko Barabas Roxana Cogianu	6:25.89
2007	Amsterdam (NED)	China (CHN) Tang Bin Xi Aihua Jin Ziwei Feng Guixin	6:25.90	Great Britain (GBR) Annie Vernon Debbie Flood Frances Houghton Katherine Grainger	6:28.55	Germany (GER) Britta Oppelt Kathrin Boron Christiane Huth Stephanie Schiller	6:31.10
2007	Linz (AUT)	Great Britain (GBR) Annie Vernon Debbie Flood Frances Houghton Katherine Grainger	6:26.90	China (CHN) Tang Bin Xi Aihua Jin Ziwei Feng Guixin	6:29.43	Germany (GER) Lena Möbus Julia Richter Juliane Domscheid Jeannine Hennicke	6:33.13
2006	Lucerne (SUI)	Great Britain (GBR) Debbie Flood Sarah Winckless Frances Houghton Katherine Grainger	6:31.27	Germany (GER) Christiane Huth Susanne Schmidt Daniela Reimer Stephanie Schiller	6:35.66	Russia (RUS) Olga Samulenkova Julia Kalinovskaya Oksana Dorodnova Larisa Merk	6:38.46
2006	Poznan (POL)	Great Britain (GBR) Debbie Flood Sarah Winckless Frances Houghton Katherine Grainger	6:15.32	China (CHN) Tang Bin Xi Aihua Jin Ziwei Feng Guixin	6:16.60	Germany (GER) Christiane Huth Susanne Schmidt Magdalena Schmude Stephanie Schiller	6:18.75
2006	Munich (GER)	Great Britain (GBR) Debbie Flood Sarah Winckless Frances Houghton Katherine Grainger	6:32.00	Australia (AUS) Catriona Oliver Sonia Mills Dana Faletic Sally Kehoe	6:36.13	Russia (RUS) Olga Samulenkova Julia Kalinovskaya Oksana Dorodnova Larisa Merk	6:36.97
2005	Lucerne (SUI)	Russia (RUS) Olga Samulenkova Oksana Dorodnova Larisa Merk	6:20.91	Great Britain (GBR) Annie Vernon Sarah Winckless Frances Houghton Katherine Grainger	6:22.06	Ukraine (UKR) Yana Dementyeva Natalya Ryzhkova Tatjana Kolesnikova Olena Morozova	6:25.13
2005	Munich (GER)	Great Britain (GBR) Rebecca Romero Sarah Winckless Frances Houghton Katherine Grainger	6:50.85	Ukraine (UKR) Yana Dementyeva Tatjana Kolesnikova Natalya Ryzhkova Olena Morozova	6:54.91	United States (USA) Kelly Salchow Jennifer Kaido Caryn Davies Anna Mickelson	6:57.45
2005	Eton (GBR)	Great Britain (GBR) Rebecca Romero Sarah Winckless Frances Houghton Katherine Grainger	6:36.96	Russia (RUS) Olga Samulenkova Oksana Dorodnova Irina Fedotova Larisa Merk	6:37.45	Ukraine (UKR) Yana Dementyeva Tatjana Kolesnikova Natalya Ryzhkova Olena Morozova	6:44.21

Women's Eight (W8+)

Year	Location	1st	T	2nd	T	3rd	T
2008	Poznan (POL)	Romania (ROU) Constanta Burcica Viorica Susanu Rodica Serban Eniko Barabas Georgeta Andrunache Ioana Papuc Simona Strimbeschi Doina Ignat Elena Georgescu	6:22.74	Canada (CAN) Heather Mandoli Andreanne Morin Sarah Bonikowsky Ashley Brzozowicz Romina Stefancic Buffy Williams Darcy Marquardt Jane Rumball Lesley Thompson-Willie	6:22.75	Great Britain (GBR) Beth Rodford Carla Ashford Natasha Howard Natasha Page Jessica Eddie Sarah Winckless Alison Knowles Katie Greves Caroline O'Connor	6:23.77
2008	Lucerne (SUI)	United States (USA) Brett Sickler Lindsay Shoop Erin Cafaro Susan Francia Esther Lofgren Rachel Jeffers Anna Goodale Caryn Davies Mary Whipple	6:07.49	Australia (AUS) Pauline Frasca Natalie Bale Sally Kehoe Brooke Pratlley Elizabeth Kell Kate Hornsey Sarah Tait Sarah Heard Lizzy Patrick	6:07.91	Canada (CAN) Heather Mandoli Andreanne Morin Sarah Bonikowsky Ashley Brzozowicz Romina Stefancic Buffy Williams Darcy Marquardt Jane Rumball Lesley Thompson-Willie	6:08.23
2008	Munich (GER)	Australia (AUS) Robyn Selby Smith Phoebe Stanley Sally Kehoe Natalie Bale Elizabeth Kell Kate Hornsey Sarah Tait Sarah Heard Lizzy Patrick	6:36.29	China (CHN) Zhang Yanan Luo Xiuhua Zhang Yage Yan Xiaoxia Li Juju Yang Cuiping Li Meng Li Tong Zheng Na	6:42.48	Romania (ROU) Rodica Serban Viorica Susanu Aurica Barascu Ana-Maria Apachitei Simona Strimbeschi Ioana Papuc Georgeta Andrunache Doina Ignat Elena Georgescu	6:46.87
2007	Lucerne (SUI)	United States (USA) Brett Sickler Portia McGee Erin Cafaro Lindsay Shoop Anna Goodale Rachel Jeffers Caroline Lind	6:04.36	Germany (GER) Josephine Wartenberg Marlene Sinnig Christina Gerking Magdalena Schmude Lenka Wech Maren Derlien Nicole Zimmermann	6:06.55	Netherlands (NED) Femke Dekker Jacobine Veenhoven Marlies Smulders Hurnet Dekkers Annemariëke van Rumpt Roline Repelaer van Driel Sarah Siegelaar	6:09.93

2007	Amsterdam (NED)	Susan Francia Mary Whipple Netherlands (NED) Femke Dekker Jacobine Veenhoven Marlies Smulders Hurnet Dekkers Annemarieke van Rumpst Roline Repelaer van Driel Sarah Siegelaar Annemiek de Haan Ester Workel Germany (GER) Josephine Wartenberg Nadine Schmutzler Christina Gerking Magdalena Schmude Lenka Wech Maren Derlien Nicole Zimmermann Elke Hipler Annina Ruppel Romania (ROU) Eniko Barabas Georgeta Craciun Camelia Lupascu Ana-Maria Apachitei Rodica Florea Ioana Papuc Elena Serban Simona Strimbeschi Rodica Anghel Romania (ROU) Eniko Barabas Georgeta Craciun Camelia Lupascu Ana-Maria Apachitei Rodica Florea Ioana Papuc Elena Serban Simona Strimbeschi Rodica Anghel Germany (GER) Nora Wehrhahn Johanna Rönfeldt Christina Gerking Marlene Sinnig Nina Wengert Maren Derlien Nicole Zimmermann Elke Hipler Annina Ruppel Romania (ROU) Elena Serban Ionelia Neacsu Camelia Lupascu Georgeta Craciun Alina Poncisei Ana-Maria Apachitei Rodica Florea Simona Strimbeschi Rodica Anghel Australia (AUS) Pauline Frasca Robyn Selby Smith Sonia Mills Kate Hornsey Emily Martin Fleur Chew Sarah Outhwaite Sarah Heard Lizzy Patrick China (CHN) Zhang Yu Yin Xiaobei Hao Hui Zhao Yuqin Li Juju Huang Meishuang Gu Xiaoli Feng Xueling Feng Wenwen	6:12.76 6:16.81 6:12.32 6:04.22 6:14.80 6:06.83 6:35.93 6:15.40	Elke Hipler Annina Ruppel Germany (GER) Josephine Wartenberg Marlene Sinnig Christina Gerking Maren Derlien Nicole Zimmermann Magdalena Schmude Nina Wengert Elke Hipler Annina Ruppel Great Britain (GBR) Baz Moffat Carla Ashford Georgina Menheneott Jessica Eddie Beth Rodford Natasha Page Katie Greves Louisa Reeve Caroline O'Connor United States (USA) Portia Johnson Erin Cafaro Lindsay Shoop Anna Goodale Nicole Sylvester Caryn Davies Rachel Jeffers Caroline Lind Mary Whipple China (CHN) Yu Fei Luo Xiuhua Cheng Ran Mu Suli Wu You Yan Xiaoxia Gao Yanhua Yang Cuiping Zheng Na Romania (ROU) Elena Serban Ioana Papuc Camelia Lupascu Eniko Barabas Alina Poncisei Ana-Maria Apachitei Rodica Florea Simona Strimbeschi Rodica Anghel Netherlands (NED) Femke Dekker Sanne Beukers Marlies Smulders Hurnet Dekkers Annemarieke van Rumpst Laura Posthuma Annemiek de Haan Helen Tanger Ester Workel Netherlands (NED) Femke Dekker Sanne Beukers Nienke Hommes Hurnet Dekkers Annemarieke van Rumpst Laura Posthuma Annemiek de Haan Helen Tanger Ester Workel Romania (ROU) Eniko Barabas Georgeta Craciun Elena Serban Ana-Maria Apachitei Alina Poncisei Simona Strimbeschi Rodica Florea Ioana Papuc Rodica Anghel	6:14.98 6:18.07 6:13.27 6:08.00 6:16.84 6:08.39 6:37.02 6:17.59	Annemiek de Haan Ester Workel China (CHN) Zhang Yanan Luo Xiuhua Wu You Yan Xiaoxia Li Juju Li Meng Li Tong Yang Cuiping Zheng Na Netherlands (NED) Femke Dekker Jacobine Veenhoven Marlies Smulders Hurnet Dekkers Annemarieke van Rumpst Roline Repelaer van Driel Sarah Siegelaar Annemiek de Haan Ester Workel Germany (GER) Nora Wehrhahn Johanna Rönfeldt Daniela Gorr Marlene Sinnig Nina Wengert Maren Derlien Christina Gerking Nadine Schmutzler Annina Ruppel Great Britain (GBR) Baz Moffat Alison Knowles Vicki Etiebet Carla Ashford Natasha Howard Natasha Page Katie Greves Elise Laverick Caroline O'Connor Australia (AUS) Robyn Selby Smith Joanna Lutz Amber Bradley Kate Hornsey Kim Crow Sarah Cook Emily Martin Sarah Heard Lizzy Patrick Germany (GER) Marlene Sinnig Nora Wehrhahn Nadine Schmutzler Sonja Ziegler Maren Derlien Nina Wengert Silke Günther Nicole Zimmermann Annina Ruppel United States (USA) Sharon Kriz Liane Malcos Lindsay Shoop Ala Piotrowski Susan Francia Megan Dirkmaat Samantha Magee Caroline Lind Mary Whipple Great Britain (GBR) Katie Greves Beth Rodford Natasha Page Florence Temple Jessica Eddie Anna Bebington Alison Knowles Charlotte Ware	6:15.64 6:18.31 6:16.40 6:09.63 6:17.89 6:10.34 6:41.33 6:22.82
------	-----------------	---	--	--	--	---	--

9. Statistics

9.1. Olympic Games

9.1.1. All Time NOC Medal Table

(taking into account medals won in current and historical Olympic boat classes)

Ranking determined by total gold, then silver, then bronze medals

Rank	Country	G(M)	S(M)	B(M)	T(M)	G(W)	S(W)	B(W)	T(W)	G	S	B	Total
1	East Germany	20	4	7	31	13	3	1	17	33	7	8	48
2	United States	29	22	17	68	1	8	4	13	30	30	21	81
3	Germany	16	11	9	36	7	4	3	14	23	15	12	50
4	Great Britain	22	12	6	40	0	3	1	4	22	15	7	44
5	Romania	2	4	2	8	16	6	5	27	18	10	7	35
6	Soviet Union	11	14	7	32	1	6	4	11	12	20	11	43
7	Italy	10	12	12	34	0	0	0	0	10	12	12	34
8	Canada	4	9	6	19	4	4	4	12	8	13	10	31
9	Australia	7	8	9	24	1	1	3	5	8	9	12	29
10	France	7	14	10	31	0	0	1	1	7	14	11	32
11	Switzerland	6	8	9	23	0	0	0	0	6	8	9	23
12	Netherlands	5	7	5	17	0	3	4	7	5	10	9	24
13	Denmark	5	3	7	15	0	0	2	2	5	3	9	17
14	New Zealand	4	2	5	11	1	0	1	2	5	2	6	13
15	West Germany	4	4	4	12	0	0	2	2	4	4	6	14
16	Finland	3	0	3	6	0	0	0	0	3	0	3	6
17	Norway	2	6	6	14	0	0	0	0	2	6	6	14
18	Bulgaria	0	0	2	2	2	4	5	11	2	4	7	13
19	Poland	2	1	9	12	0	1	0	1	2	2	9	13
20	Czechoslovakia	2	2	7	11	0	0	0	0	2	2	7	11
21	Belarus	0	0	0	0	2	1	2	5	2	1	2	5
22	Belgium	1	5	2	8	0	1	1	2	1	6	3	10
23	Yugoslavia	1	1	3	5	0	0	0	0	1	1	3	5
=24	Argentina	1	1	2	4	0	0	0	0	1	1	2	4
=24	Slovenia	1	1	2	4	0	0	0	0	1	1	2	4
26	Russia	1	0	1	2	0	0	1	1	1	0	2	3
27	Austria	0	3	2	5	0	0	0	0	0	3	2	5
28	China	0	0	0	0	0	2	2	4	0	2	2	4
29	Sweden	0	2	0	2	0	0	0	0	0	2	0	2
30	Uruguay	0	1	3	4	0	0	0	0	0	1	3	4
=31	Croatia	0	1	1	2	0	0	0	0	0	1	1	2
=31	Hungary	0	1	1	2	0	0	0	0	0	1	1	2
=31	Ukraine	0	0	1	1	0	1	0	1	0	1	1	2
=34	Czech Republic	0	1	0	1	0	0	0	0	0	1	0	1
=34	Estonia	0	1	0	1	0	0	0	0	0	1	0	1
=34	Spain	0	1	0	1	0	0	0	0	0	1	0	1
=37	Greece	0	0	1	1	0	0	0	0	0	0	1	1
=37	Lithuania	0	0	0	0	0	0	1	1	0	0	1	1
=37	South Africa	0	0	1	1	0	0	0	0	0	0	1	1
=37	Unified Team	0	0	0	0	0	0	1	1	0	0	1	1
	TOTAL	166	162	162	490	48	48	48	144	214	210	210	634

Legend:

G - Gold, S - Silver, B - Bronze, T - Total, (M) - Men, (W) - Women

9.1.2. All Time Olympic Multi Medallists

(taking into account medals won in current and historical Olympic boat classes)

Men 2 or more Olympic gold medals

Rank	Name	Country	Gold	Silver	Bronze	Total	Event(s)	First gold	Last gold
1	Steve Redgrave	GBR	5	0	1	6	2+,2-,4+,4-	1984	2000
2	Matthew Pinsent	GBR	4	0	0	4	2-,4-	1992	2004
3	Jack Beresford Jr.	GBR	3	2	0	5	1x,2x,4-,8+	1924	1936
4	James Tomkins	AUS	3	0	1	4	2-,4-	1992	2004
=5	Agostino Abbagnale	ITA	3	0	0	3	2x,4x	1988	2000
=5	John Kelly Sr.	USA	3	0	0	3	1x,2x	1920	1924
=5	Paul Costello	USA	3	0	0	3	2x	1920	1928
=5	Pertti Karppinen	FIN	3	0	0	3	1x	1976	1984
=5	Siegfried Brietzke	GDR	3	0	0	3	2-,4-	1972	1980
=5	Vyacheslav Ivanov	URS	3	0	0	3	1x	1956	1964
11	Mike McKay	AUS	2	1	1	4	4-,8+	1992	1996
=12	Carmine Abbagnale	ITA	2	1	0	3	2+	1984	1988
=12	Giuseppe Abbagnale	ITA	2	1	0	3	2+	1984	1988
=12	Giuseppe Di Capua	ITA	2	1	0	3	2+	1984	1988
=12	Yuriy Tyukalov	URS	2	1	0	3	1x,2x	1952	1956
=16	André Willms	GER	2	0	1	3	4x	1992	1996
=16	Andreas Hajek	GER	2	0	1	3	4x	1992	1996
=16	Andy Holmes	GBR	2	0	1	3	2+,2-,4+	1984	1988
=16	Bernd Landvoigt	GDR	2	0	1	3	2-,8+	1976	1980
=16	Conn Findlay	USA	2	0	1	3	2+	1956	1964
=16	Eskild Ebbesen	DEN	2	0	1	3	L4-	1996	2004
=16	Hans Walter	SUI	2	0	1	3	4+,4-	1920	1924
=16	Jörg Landvoigt	GDR	2	0	1	3	2-,8+	1976	1980
=16	Nico Rienks	NED	2	0	1	3	2x,8+	1988	1996
=16	Simon Dickie	NZL	2	0	1	3	4+,8+	1968	1972
=16	Stephan Volkert	GER	2	0	1	3	4x	1992	1996
=16	Thomas Lange	GDR,GER	2	0	1	3	1x	1988	1992
=28	Aleksandr Timoshinin	URS	2	0	0	2	2x	1968	1972
=28	Andreas Decker	GDR	2	0	0	2	4-	1976	1980
=28	Angus James Gillan	GBR	2	0	0	2	4-,8+	1908	1912
=28	Arthur Ayrault	USA	2	0	0	2	2+,4-	1956	1960
=28	Bobby Pearce	AUS	2	0	0	2	1x	1928	1932
=28	Davide Tizzano	ITA	2	0	0	2	2x,4x	1988	1996
=28	Dieter Grahn	GDR	2	0	0	2	4-	1968	1972
=28	Dieter Schubert	GDR	2	0	0	2	4-	1968	1972
=28	Dieter Wendisch	GDR	2	0	0	2	4+,8+	1976	1980
=28	Drew Ginn	AUS	2	0	0	2	2-,4-	1996	2004
=28	Egbert Hirschfelder	GER,FRG	2	0	0	2	4+,8+	1964	1968
=28	Emile Lachapelle	SUI	2	0	0	2	2+,4+	1924	1924
=28	Frank Forberger	GDR	2	0	0	2	4-	1968	1972
=28	Frank Rühle	GDR	2	0	0	2	4-	1968	1972

=28	Friedrich-Wilhelm Ulrich	GDR	2	0	0	2 2+	1976	1980
=28	Georg Spohr	GDR	2	0	0	2 2+	1976	1980
=28	Gottfried Döhn	GDR	2	0	0	2 4+,8+	1976	1980
=28	Harald Jährling	GDR	2	0	0	2 2+	1976	1980
=28	Hugh Edwards	GBR	2	0	0	2 2-,4-	1932	1932
=28	James Cracknell	GBR	2	0	0	2 4-	2000	2004
=28	John Exley	USA	2	0	0	2 8+	1900	1904
=28	Jörg Lucke	GDR	2	0	0	2 2+,2-	1968	1972
=28	Louis Abell	USA	2	0	0	2 8+	1900	1904
=28	Nicholas Green	AUS	2	0	0	2 4-	1992	1996
=28	Richard Joyce	NZL	2	0	0	2 4+,8+	1968	1972
=28	Richard Wailes	USA	2	0	0	2 4-,8+	1956	1960
=28	Robert Sycz	POL	2	0	0	2 L2x	2000	2004
=28	Ronald Florijn	NED	2	0	0	2 2x,8+	1988	1996
=28	Stefan Semmler	GDR	2	0	0	2 4-	1976	1980
=28	Tomasz Kucharski	POL	2	0	0	2 L2x	2000	2004
=28	Ulrich Karnatz	GDR	2	0	0	2 8+	1976	1980
=28	Wolfgang Mager	GDR	2	0	0	2 2-,4-	1972	1976

Women
2 or more Olympic gold medals

Rank	Name	Country	Gold	Silver	Bronze	Total	Event(s)	First gold	Last gold
1	Elisabeta Lipa	ROU	5	2	1	8	1x,2x,4x,8+	1984	2004
2	Doina Ignat	ROU	4	1	0	5	2-,4x,8+	1996	2004
=3	Georgeta Andrunache	ROU	4	0	0	4	2-,8+	2000	2004
=3	Kathrin Boron	GER	4	0	0	4	2x,4x	1992	2004
=5	Constanta Burcica	ROU	3	1	0	4	4x,L2x	1996	2004
=5	Elena Georgescu	ROU	3	1	0	4	8+	1996	2004
=7	Kathleen Heddle	CAN	3	0	1	4	2-,2x,4x,8+	1992	1996
=7	Marnie McBean	CAN	3	0	1	4	2-,2x,4x,8+	1992	1996
=9	Liliana Gafencu	ROU	3	0	0	3	8+	1996	2004
=9	Viorica Susanu	ROU	3	0	0	3	2-,8+	2000	2004
11	Veronica Cochela-Cogeanu	ROU	2	3	1	6	2x,4x,8+	1996	2000
=12	Ekaterina Karsten	EUN,BLR	2	1	1	4	1x,4x	1996	2000
=12	Olga Bularda-Homeghi	ROU	2	1	1	4	2-,2x,4+,8+	1984	1988
=12	Rodica Arba-Puscatu	ROU	2	1	1	4	2-,8+	1984	1988
=15	Ioana Olteanu	ROU	2	1	0	3	8+	1996	2000
=15	Jessica Monroe	CAN	2	1	0	3	4-,8+	1992	1992
17	Katrin Rutschow-Stomporowski	GER	2	0	1	3	1x,4x	1996	2004
=18	Angela Alupei	ROU	2	0	0	2	L2x	2000	2004
=18	Birgit Peter	GDR,GER	2	0	0	2	2x,4x	1988	1992
=18	Brenda Taylor	CAN	2	0	0	2	4-,8+	1992	1992
=18	Christiane Köpke-Knetsch	GDR	2	0	0	2	8+	1976	1980
=18	Gabriele Kühn-Lohs	GDR	2	0	0	2	4+,8+	1976	1980
=18	Ilona Richter	GDR	2	0	0	2	8+	1976	1980
=18	Jana Sorgers	GDR,GER	2	0	0	2	4x	1988	1996
=18	Jutta Lau	GDR	2	0	0	2	4x+	1976	1980
=18	Karin Metze	GDR	2	0	0	2	4+,8+	1976	1980
=18	Kay Worthington	CAN	2	0	0	2	4-,8+	1992	1992
=18	Kerstin El Qalqili	GER	2	0	0	2	4x	2000	2004
=18	Kerstin Köppen	GER	2	0	0	2	2x,4x	1992	1996
=18	Kirsten Barnes	CAN	2	0	0	2	4-,8+	1992	1992
=18	Kristina Mundt	GDR,GER	2	0	0	2	4x	1988	1992
=18	Liane Buhr-Weigelt	GDR	2	0	0	2	4x+	1976	1980
=18	Manuela Lutze	GER	2	0	0	2	4x	2000	2004
=18	Marina Wilke	GDR	2	0	0	2	8+	1976	1980
=18	Marioara Popescu	ROU	2	0	0	2	2x,8+	1984	1996
=18	Meike Evers	GER	2	0	0	2	4x	2000	2004
=18	Roswietha Zobelt	GDR	2	0	0	2	4x+	1976	1980

9.1.3. All Time NOC Medal Table per event (current Olympic boat classes only)

Men

Men's Single Sculls (M1x)

Rank	Country	Gold	Silver	Bronze	Total	First medal	Last medal
1	Soviet Union	5	1	1	7	1912	1980
2	Australia	3	2	0	5	1928	1956
3	Great Britain	3	1	2	6	1900	1928
4	Finland	3	0	0	3	1976	1984
5	United States	2	4	3	9	1904	1956
6	Germany	2	2	2	6	1936	2000
7	Switzerland	1	1	2	4	1924	2000
8	France	1	1	0	2	1900	1900
9	East Germany	1	0	3	4	1972	1988
10	New Zealand	1	0	2	3	1920	2000
=11	Netherlands	1	0	0	1	1968	1968
=11	Norway	1	0	0	1	2004	2004
13	West Germany	0	4	0	4	1968	1988
14	Canada	0	1	2	3	1912	1996
=15	Argentina	0	1	1	2	1968	1972
=15	Uruguay	0	1	1	2	1932	1948
=17	Austria	0	1	0	1	1936	1936
=17	Belgium	0	1	0	1	1912	1912
=17	Czechoslovakia	0	1	0	1	1992	1992
=17	Estonia	0	1	0	1	2004	2004
21	Poland	0	0	3	3	1952	1992
=22	Bulgaria	0	0	1	1	2004	2004
=22	Italy	0	0	1	1	1948	1948

Men's Pair (M2-)

Rank	Country	Gold	Silver	Bronze	Total	First medal	Last medal
1	Great Britain	6	1	1	8	1908	1996
2	East Germany	4	0	0	4	1968	1980
3	United States	3	4	2	9	1904	2000
4	Germany	2	1	1	4	1928	1992
5	Soviet Union	1	2	0	3	1956	1980
=6	Australia	1	1	1	3	1996	2004
=6	France	1	1	1	3	1924	2000
=6	Netherlands	1	1	1	3	1924	1972
9	Romania	1	1	0	2	1984	1988
10	Canada	1	0	0	1	1964	1964
11	Switzerland	0	2	1	3	1948	1972
=12	Austria	0	1	1	2	1956	1960
=12	Denmark	0	1	1	2	1936	1968
=14	Belgium	0	1	0	1	1952	1952
=14	Croatia	0	1	0	1	2004	2004
=14	New Zealand	0	1	0	1	1932	1932
=14	Spain	0	1	0	1	1984	1984
=18	Argentina	0	0	1	1	1936	1936
=18	Finland	0	0	1	1	1960	1960
=18	Italy	0	0	1	1	1948	1948
=18	Norway	0	0	1	1	1984	1984
=18	Poland	0	0	1	1	1932	1932
=18	Slovenia	0	0	1	1	1992	1992
=18	South Africa	0	0	1	1	2004	2004
=18	West Germany	0	0	1	1	1976	1976
=18	Yugoslavia	0	0	1	1	1988	1988

Men's Double Sculls (M2x)

Rank	Country	Gold	Silver	Bronze	Total	First medal	Last medal
1	United States	6	3	2	11	1904	1984
2	Soviet Union	4	2	1	7	1952	1988
3	Great Britain	2	1	0	3	1936	1976
4	Norway	1	3	0	4	1972	2000
=5	France	1	1	2	4	1920	2004
=5	Italy	1	1	2	4	1920	2004
7	Netherlands	1	1	1	3	1968	1992
8	Slovenia	1	1	0	2	2000	2004
=9	Czechoslovakia	1	0	2	3	1960	1980
=9	East Germany	1	0	2	3	1972	1980
11	Australia	1	0	1	2	1956	1992
12	Argentina	1	0	0	1	1952	1952
13	Germany	0	2	0	2	1932	1936
14	Switzerland	0	1	2	3	1924	1988
=15	Austria	0	1	1	2	1928	1992
=15	Canada	0	1	1	2	1928	1932
=15	Yugoslavia	0	1	1	2	1980	1984
=18	Belgium	0	1	0	1	1984	1984
=18	Denmark	0	1	0	1	1948	1948
20	Uruguay	0	0	2	2	1948	1952
21	Poland	0	0	1	1	1936	1936

Men's Four (M4-)

Rank	Country	Gold	Silver	Bronze	Total	First medal	Last medal
1	Great Britain	6	2	2	10	1908	2004
2	East Germany	5	0	0	5	1968	1988
3	United States	2	6	3	11	1904	1992
4	Australia	2	0	1	3	1992	2000
5	Italy	1	2	4	7	1928	2004
6	Canada	1	2	0	3	1924	2004
7	Denmark	1	1	1	3	1948	1984
=8	Germany	1	1	0	2	1932	1936
=8	New Zealand	1	1	0	2	1972	1984
10	Yugoslavia	1	0	0	1	1952	1952
11	France	0	2	1	3	1952	1996
12	Soviet Union	0	1	2	3	1960	1980
=13	Hungary	0	1	0	1	1968	1968
=13	Norway	0	1	0	1	1976	1976
=15	Switzerland	0	0	2	2	1924	1936
=15	West Germany	0	0	2	2	1972	1988
=17	Finland	0	0	1	1	1952	1952
=17	Slovenia	0	0	1	1	1992	1992

Men's Lightweight Double Sculls (LM2x)

Rank	Country	Gold	Silver	Bronze	Total	First medal	Last medal
1	Poland	2	0	0	2	2000	2004
2	Switzerland	1	0	0	1	1996	1996
3	France	0	1	1	2	2000	2004
=4	Italy	0	1	0	1	2000	2000
=4	Netherlands	0	1	0	1	1996	1996
=6	Australia	0	0	1	1	1996	1996
=6	Greece	0	0	1	1	2004	2004

Men's Lightweight Four (LM4-)

Rank	Country	Gold	Silver	Bronze	Total	First medal	Last medal
1	Denmark	2	0	1	3	1996	2004
2	France	1	0	0	1	2000	2000
3	Australia	0	2	0	2	2000	2004
4	Canada	0	1	0	1	1996	1996
=5	Italy	0	0	1	1	2004	2004
=5	United States	0	0	1	1	1996	1996

Men's Quadruple Sculls (M4x)

Rank	Country	Gold	Silver	Bronze	Total	First medal	Last medal
=1	East Germany	2	0	1	3	1976	1988
=1	Germany	2	0	1	3	1992	2000
=1	Italy	2	0	1	3	1988	2000
=4	Russia	1	0	0	1	2004	2004
=4	West Germany	1	0	0	1	1984	1984
=6	Norway	0	2	0	2	1988	1992
=6	Soviet Union	0	2	0	2	1976	1980
8	Australia	0	1	1	2	1984	1996
=9	Czech Republic	0	1	0	1	2004	2004
=9	Netherlands	0	1	0	1	2000	2000
=9	United States	0	1	0	1	1996	1996
=12	Bulgaria	0	0	1	1	1980	1980
=12	Canada	0	0	1	1	1984	1984
=12	Czechoslovakia	0	0	1	1	1976	1976
=12	Ukraine	0	0	1	1	2004	2004

Men's Eight (M8+)

Rank	Country	Gold	Silver	Bronze	Total	First medal	Last medal
1	United States	12	2	1	15	1900	2004
2	Great Britain	3	6	0	9	1908	2000
3	Canada	2	4	2	8	1904	1992
4	East Germany	2	0	1	3	1972	1980
5	West Germany	2	0	0	2	1968	1988
6	Germany	1	2	3	6	1912	1996
7	Netherlands	1	1	1	3	1900	2004
8	New Zealand	1	0	1	2	1972	1976
9	Australia	0	2	4	6	1952	2004
10	Soviet Union	0	2	2	4	1952	1988
11	Italy	0	2	1	3	1924	1936
=12	Belgium	0	1	0	1	1900	1900
=12	Romania	0	1	0	1	1992	1992
=14	Czechoslovakia	0	0	2	2	1960	1964
=14	Norway	0	0	2	2	1920	1948
=16	Croatia	0	0	1	1	2000	2000
=16	Russia	0	0	1	1	1996	1996

Women

Women's Single Sculls (W1x)

Rank	Country	Gold	Silver	Bronze	Total	First medal	Last medal
1	Romania	3	0	0	3	1980	1992
2	Belarus	2	1	0	3	1996	2004
3	East Germany	2	0	1	3	1976	1988
4	Germany	1	0	1	2	2000	2004
5	United States	0	3	0	3	1976	1988
6	Bulgaria	0	1	2	3	1988	2004
=7	Belgium	0	1	1	2	1984	1992
=7	Canada	0	1	1	2	1992	1996
=7	Soviet Union	0	1	1	2	1976	1980
10	Denmark	0	0	1	1	1996	1996

Women's Pair (W2-)

Rank	Country	Gold	Silver	Bronze	Total	First medal	Last medal
1	Romania	4	0	0	4	1984	2004
2	Bulgaria	1	1	1	3	1976	1988
=3	Australia	1	1	0	2	1996	2000
=3	Canada	1	1	0	2	1984	1992
=3	East Germany	1	1	0	2	1976	1980
6	United States	0	1	2	3	1992	2000
=7	Germany	0	1	0	1	1992	1992
=7	Great Britain	0	1	0	1	2004	2004
=7	Poland	0	1	0	1	1980	1980
10	West Germany	0	0	2	2	1976	1984
=11	Belarus	0	0	1	1	2004	2004
=11	France	0	0	1	1	1996	1996
=11	New Zealand	0	0	1	1	1988	1988

Women's Double Sculls (W2x)

Rank	Country	Gold	Silver	Bronze	Total	First medal	Last medal
1	Germany	2	1	0	3	1992	2004
2	Romania	1	2	1	4	1980	1992
3	East Germany	1	2	0	3	1976	1988
=4	Bulgaria	1	0	1	2	1976	1988
=4	Canada	1	0	1	2	1984	1996
=4	Soviet Union	1	0	1	2	1976	1980
7	New Zealand	1	0	0	1	2004	2004
8	Netherlands	0	2	1	3	1984	2000
9	China	0	1	1	2	1992	1996
=10	Great Britain	0	0	1	1	2004	2004
=10	Lithuania	0	0	1	1	2000	2000

Women's Lightweight Double Sculls (LW2x)

Rank	Country	Gold	Silver	Bronze	Total	First medal	Last medal
1	Romania	3	0	0	3	1996	2004
2	Germany	0	2	0	2	2000	2004
3	United States	0	1	1	2	1996	2000
=4	Australia	0	0	1	1	1996	1996
=4	Netherlands	0	0	1	1	2004	2004

Women's Quadruple Sculls (W4x)

Rank	Country	Gold	Silver	Bronze	Total	First medal	Last medal
1	Germany	4	0	0	4	1992	2004
2	East Germany	1	0	0	1	1988	1988
3	Great Britain	0	2	0	2	2000	2004
4	Romania	0	1	1	2	1988	1992
=5	Soviet Union	0	1	0	1	1988	1988
=5	Ukraine	0	1	0	1	1996	1996
=7	Australia	0	0	1	1	2004	2004
=7	Canada	0	0	1	1	1996	1996
=7	Russia	0	0	1	1	2000	2000
=7	Unified Team	0	0	1	1	1992	1992

Women's Eight (W8+)

Rank	Country	Gold	Silver	Bronze	Total	First medal	Last medal
1	Romania	3	3	1	7	1980	2004
2	East Germany	3	0	0	3	1976	1988
=3	Canada	1	1	1	3	1992	2000
=3	United States	1	1	1	3	1976	2004
5	Soviet Union	0	2	0	2	1976	1980
6	Netherlands	0	1	2	3	1984	2004
=7	Belarus	0	0	1	1	1996	1996
=7	China	0	0	1	1	1988	1988
=7	Germany	0	0	1	1	1992	1992

9.2. World Rowing Championships

9.2.1. All Time NF Medal Table

(taking into account medals won in current and historical Olympic boat classes)

Ranking determined by total gold, then silver, then bronze medals

Rank	Country	G(M)	S(M)	B(M)	T(M)	G(W)	S(W)	B(W)	T(W)	G	S	B	Total
1	East Germany	38	17	14	69	31	13	7	51	69	30	21	120
2	Germany	17	16	16	49	22	16	10	48	39	32	26	97
3	Soviet Union	14	23	11	48	12	15	8	35	26	38	19	83
4	Great Britain	19	17	18	54	6	4	6	16	25	21	24	70
5	Italy	23	20	19	62	0	0	1	1	23	20	20	63
6	United States	12	9	18	39	7	17	16	40	19	26	34	79
7	West Germany	18	12	10	40	1	2	3	6	19	14	13	46
8	Australia	12	7	10	29	7	6	6	19	19	13	16	48
9	Romania	1	4	5	10	17	19	22	58	18	23	27	68
10	Canada	6	2	8	16	12	10	11	33	18	12	19	49
11	New Zealand	9	5	6	20	6	5	4	15	15	10	10	35
12	France	11	17	11	39	2	1	2	5	13	18	13	44
13	Denmark	10	4	7	21	2	5	3	10	12	9	10	31
14	Norway	11	8	6	25	0	0	0	0	11	8	6	25
15	Bulgaria	1	2	1	4	5	7	7	19	6	9	8	23
16	Belarus	0	0	0	0	6	4	5	15	6	4	5	15
17	Poland	5	7	6	18	0	2	1	3	5	9	7	21
18	Switzerland	4	7	11	22	0	0	0	0	4	7	11	22
19	Slovenia	4	4	4	12	0	0	0	0	4	4	4	12
20	China	1	0	0	1	3	4	2	9	4	4	2	10
21	Netherlands	2	15	10	27	1	4	8	13	3	19	18	40
22	Austria	3	3	6	12	0	0	0	0	3	3	6	12
23	Hungary	3	0	0	3	0	1	3	4	3	1	3	7
24	Finland	2	3	1	6	0	1	1	2	2	4	2	8
25	Spain	2	2	3	7	0	0	0	0	2	2	3	7
26	Russia	0	0	1	1	1	3	5	9	1	3	6	10
27	Sweden	0	1	2	3	1	0	3	4	1	1	5	7
28	Argentina	1	0	1	2	0	0	0	0	1	0	1	2
29	Czechoslovakia	0	7	6	13	0	0	1	1	0	7	7	14
30	Czech Republic	0	3	6	9	0	2	0	2	0	5	6	11
31	Ukraine	0	4	1	5	0	1	2	3	0	5	3	8
=32	Croatia	0	2	2	4	0	0	0	0	0	2	2	4
=32	Ireland	0	2	2	4	0	0	0	0	0	2	2	4
=32	South Africa	0	2	2	4	0	0	0	0	0	2	2	4
35	Belgium	0	0	0	0	0	1	4	5	0	1	4	5
36	Estonia	0	1	3	4	0	0	0	0	0	1	3	4
=37	Greece	0	1	0	1	0	0	1	1	0	1	1	2
=37	Serbia and Montenegro	0	1	1	2	0	0	0	0	0	1	1	2
=37	Yugoslavia	0	1	1	2	0	0	0	0	0	1	1	2
TOTAL		229	229	229	687	142	143	142	427	371	372	371	1114

Legend:

G - Gold, S - Silver, B - Bronze, T - Total, (M) - Men, (W) - Women

Note: This Medal Table takes into account all World Championships, World Lightweight Championships and World Championships Non-Olympic Events.

9.2.2. All Time NF Medal Table per event

(taking into account medals won in current Olympic boat classes only)

Men

Men's Single Sculls (M1x)

Rank	Country	Gold	Silver	Bronze	Total	First medal	Last medal
1	East Germany	5	4	2	11	1970	1989
2	West Germany	5	2	2	9	1966	1987
3	New Zealand	5	0	1	6	1990	2007
4	Germany	3	3	1	7	1991	2006
5	United States	2	2	4	8	1962	1997
6	Finland	2	2	1	5	1977	1987
7	Soviet Union	2	1	4	7	1962	1990
8	Norway	2	1	2	5	2001	2007
9	Slovenia	1	2	2	5	1994	2003
10	Canada	1	0	1	2	1993	1999
11	Argentina	1	0	0	1	1970	1970
12	Czechoslovakia	0	3	1	4	1970	1991
13	Switzerland	0	3	0	3	1994	1999
14	Czech Republic	0	2	5	7	1993	2007
15	Great Britain	0	1	1	2	1962	1997
=16	Estonia	0	1	0	1	1995	1995
=16	Ireland	0	1	0	1	1975	1975
=16	Netherlands	0	1	0	1	1966	1966
=19	Poland	0	0	1	1	1991	1991
=19	Yugoslavia	0	0	1	1	1978	1978

Men's Pair (M2-)

Rank	Country	Gold	Silver	Bronze	Total	First medal	Last medal
1	East Germany	9	1	2	12	1966	1990
2	Great Britain	7	4	2	13	1977	2007
3	Soviet Union	4	4	2	10	1962	1990
4	Australia	4	2	1	7	1994	2007
=5	Germany	1	2	0	3	1993	1998
=5	New Zealand	1	2	0	3	2005	2007
7	France	1	1	2	4	1978	1999
=8	Norway	1	0	1	2	1982	1983
=8	West Germany	1	0	1	2	1962	1970
=10	Italy	0	2	2	4	1981	2005
=10	South Africa	0	2	2	4	2001	2005
12	Romania	0	2	0	2	1974	1987
=13	Austria	0	1	2	3	1966	1991
=13	Croatia	0	1	2	3	1999	2003
=13	Netherlands	0	1	2	3	1975	1982
=16	Poland	0	1	1	2	1970	1974
=16	Serbia and Montenegro	0	1	1	2	1998	2001
=18	Bulgaria	0	1	0	1	1975	1975
=18	Yugoslavia	0	1	0	1	1991	1991
20	Switzerland	0	0	2	2	1962	1979
=21	Canada	0	0	1	1	2006	2006
=21	Slovenia	0	0	1	1	1993	1993
=21	Spain	0	0	1	1	1985	1985
=21	United States	0	0	1	1	1997	1997

Men's Double Sculls (M2x)

Rank	Country	Gold	Silver	Bronze	Total	First medal	Last medal
1	Norway	6	5	3	14	1974	1999
2	East Germany	4	5	4	13	1966	1990
3	France	4	2	1	7	1962	2007
4	Slovenia	3	1	0	4	1999	2007
5	Germany	2	3	4	9	1991	2005
=6	Denmark	2	0	0	2	1970	1995
=6	Hungary	2	0	0	2	2001	2002
8	Italy	1	3	1	5	1986	2005
9	Great Britain	1	1	3	5	1974	2006
=10	Bulgaria	1	1	0	2	1986	1987
=10	Netherlands	1	1	0	2	1989	1991
12	Switzerland	1	0	2	3	1966	1985
13	Austria	1	0	1	2	1989	1990
14	Soviet Union	0	3	1	4	1962	1991
15	West Germany	0	1	2	3	1962	1987
=16	Czechoslovakia	0	1	1	2	1979	1982
=16	United States	0	1	1	2	1966	1970
18	Finland	0	1	0	1	1981	1981
19	Australia	0	0	2	2	1990	1997
=20	Czech Republic	0	0	1	1	2003	2003
=20	Estonia	0	0	1	1	2007	2007
=20	Poland	0	0	1	1	1998	1998

Men's Four (M4-)

Rank	Country	Gold	Silver	Bronze	Total	First medal	Last medal
1	East Germany	8	1	4	13	1966	1990
2	Great Britain	6	3	3	12	1978	2006
3	West Germany	3	2	1	6	1962	1986
4	Soviet Union	2	7	0	9	1966	1987
5	Italy	2	1	3	6	1994	2007
6	Australia	2	1	0	3	1990	1999
7	France	1	4	0	5	1962	1998
=8	Germany	1	2	2	5	1991	2006
=8	United States	1	2	2	5	1986	1993
10	New Zealand	1	1	1	3	1977	2007
11	Switzerland	1	1	0	2	1981	1982
12	Canada	1	0	1	2	2003	2005
13	Netherlands	0	2	3	5	1966	2007
=14	Czechoslovakia	0	1	1	2	1977	1979
=14	Poland	0	1	1	2	1993	1995
16	Romania	0	0	3	3	1975	1997
=17	Austria	0	0	1	1	1962	1962
=17	Denmark	0	0	1	1	1970	1970
=17	Slovenia	0	0	1	1	2001	2001
=17	Sweden	0	0	1	1	1983	1983

Men's Lightweight Double Sculls (LM2x)

Rank	Country	Gold	Silver	Bronze	Total	First medal	Last medal
1	Italy	9	4	2	15	1979	2006
2	Poland	2	3	1	6	1997	2005
3	Denmark	2	1	2	5	1981	2007
4	France	1	3	2	6	1983	2006
5	United States	1	2	0	3	1981	1990
6	Switzerland	1	1	4	6	1982	1998
=7	Australia	1	1	1	3	1993	1999

=7	Austria	1	1	1	3	1989	1991
=9	Germany	1	0	2	3	1991	1999
=9	Great Britain	1	0	2	3	1986	2007
=11	Hungary	1	0	0	1	2005	2005
=11	Norway	1	0	0	1	1979	1979
=13	Netherlands	0	1	1	2	1979	1991
=13	West Germany	0	1	1	2	1985	1990
=15	Greece	0	1	0	1	2007	2007
=15	New Zealand	0	1	0	1	1994	1994
=15	Spain	0	1	0	1	1989	1989
=15	Sweden	0	1	0	1	1995	1995
=19	Canada	0	0	1	1	1986	1986
=19	Czechoslovakia	0	0	1	1	1989	1989
=19	Ireland	0	0	1	1	2003	2003

Note: This Medal Table takes into account all World Championships and World Lightweight Championships.

Men's Lightweight Four (LM4-)

Rank	Country	Gold	Silver	Bronze	Total	First medal	Last medal
1	Denmark	6	2	2	10	1982	2003
2	West Germany	4	0	0	4	1985	1990
3	France	3	5	2	10	1975	2007
4	Italy	3	4	5	12	1982	2007
5	Great Britain	3	4	1	8	1975	2007
6	Australia	2	3	2	7	1974	1999
7	Spain	1	1	2	4	1982	1991
8	United States	1	0	2	3	1974	1993
=9	Austria	1	0	0	1	2001	2001
=9	China	1	0	0	1	2006	2006
11	Netherlands	0	4	2	6	1974	2003
=12	Ireland	0	1	1	2	2005	2006
=12	Switzerland	0	1	1	2	1979	1993
14	Germany	0	0	3	3	1994	1997
15	Canada	0	0	2	2	1981	2002

Note: This Medal Table takes into account all World Championships and World Lightweight Championships.

Men's Quadruple Sculls (M4x)

Rank	Country	Gold	Silver	Bronze	Total	First medal	Last medal
1	East Germany	7	2	0	9	1974	1985
2	Germany	5	3	2	10	1993	2007
3	Italy	4	2	5	11	1983	2002
4	Soviet Union	4	2	2	8	1974	1991
5	Poland	3	2	1	6	1986	2007
6	West Germany	1	2	1	4	1978	1983
7	Netherlands	1	1	1	3	1989	2001
8	Canada	1	0	2	3	1985	1987
9	Ukraine	0	4	1	5	1993	2006
=10	Czechoslovakia	0	2	2	4	1974	1985
=10	France	0	2	2	4	1978	2007
=12	Czech Republic	0	1	0	1	2003	2003
=12	Norway	0	1	0	1	1987	1987
=12	Slovenia	0	1	0	1	2005	2005
=12	Switzerland	0	1	0	1	1990	1990
16	Estonia	0	0	2	2	2005	2006
=17	Argentina	0	0	1	1	1995	1995
=17	Australia	0	0	1	1	1999	1999
=17	Austria	0	0	1	1	1998	1998
=17	Bulgaria	0	0	1	1	1977	1977
=17	Sweden	0	0	1	1	1989	1989

Men's Eight (M8+)

Rank	Country	Gold	Silver	Bronze	Total	First medal	Last medal
1	United States	7	1	7	15	1974	2006
2	East Germany	5	4	2	11	1966	1990
3	Germany	4	3	2	9	1991	2007
4	West Germany	4	1	1	6	1962	1990
5	Canada	3	2	0	5	1990	2007
6	Soviet Union	2	6	2	10	1962	1986
7	New Zealand	2	1	4	7	1970	1983
8	Romania	1	2	2	5	1993	2001
9	Australia	1	0	2	3	1983	1997
10	Great Britain	0	3	4	7	1974	2007
11	Italy	0	3	1	4	1985	2006
12	Netherlands	0	2	0	2	1994	1995
13	Croatia	0	1	0	1	2001	2001
=14	France	0	0	1	1	1962	1962
=14	Russia	0	0	1	1	1999	1999

Women**Women's Single Sculls (W1x)**

Rank	Country	Gold	Silver	Bronze	Total	First medal	Last medal
1	East Germany	8	3	0	11	1974	1990
2	Belarus	5	1	2	8	1997	2007
=3	Bulgaria	3	3	1	7	1977	2007
=3	Romania	3	3	1	7	1979	1991
5	Germany	2	4	1	7	1993	2003
6	Soviet Union	1	3	3	7	1974	1986
7	Canada	1	3	0	4	1990	1995
8	Denmark	1	1	1	3	1993	1997
9	Russia	1	1	0	2	1998	2001
10	Sweden	1	0	3	4	1995	2006
11	Czech Republic	0	2	0	2	2005	2006
12	Hungary	0	1	3	4	1975	1989
13	Great Britain	0	1	0	1	1981	1981
=14	Belgium	0	0	4	4	1974	1995
=14	United States	0	0	4	4	1983	2007
=16	Netherlands	0	0	1	1	1979	1979
=16	New Zealand	0	0	1	1	1982	1982
=16	West Germany	0	0	1	1	1990	1990

Women's Pair (W2-)

Rank	Country	Gold	Silver	Bronze	Total	First medal	Last medal
1	East Germany	8	2	3	13	1974	1990
2	Romania	6	5	4	15	1974	2007
3	Canada	5	3	4	12	1977	2006
4	France	2	0	1	3	1993	1995
5	Australia	1	2	2	5	1993	2005
6	Belarus	1	2	1	4	2001	2007
7	Great Britain	1	1	1	3	1991	2003
8	New Zealand	1	1	0	2	2005	2006
9	West Germany	1	0	1	2	1989	1990
10	United States	0	3	2	5	1985	1998
11	Germany	0	3	1	4	1991	2007
12	Soviet Union	0	2	2	4	1974	1987
=13	Netherlands	0	1	1	2	1977	1978
=13	Poland	0	1	1	2	1979	1982
15	Russia	0	0	2	2	1997	2005

Women's Double Sculls (W2x)

Rank	Country	Gold	Silver	Bronze	Total	First medal	Last medal
1	East Germany	7	3	1	11	1974	1990
2	New Zealand	5	2	3	10	1986	2007
=3	Germany	4	3	1	8	1991	2006
=3	Soviet Union	4	3	1	8	1974	1991
5	Bulgaria	2	3	5	10	1975	2005
=6	Canada	1	1	1	3	1982	1995
=6	Great Britain	1	1	1	3	1997	2007
8	China	1	1	0	2	1999	2007
9	Australia	1	0	1	2	2005	2006
10	Romania	0	5	4	9	1979	1998
11	Netherlands	0	2	1	3	1995	1999
12	Russia	0	1	1	2	2002	2003
13	West Germany	0	1	0	1	1974	1974
14	United States	0	0	4	4	1977	1990
=15	Belarus	0	0	1	1	2001	2001
=15	Italy	0	0	1	1	2002	2002

Women's Lightweight Double Sculls (LW2x)

Rank	Country	Gold	Silver	Bronze	Total	First medal	Last medal
1	Germany	5	2	2	9	1991	2007
2	Canada	4	0	1	5	1987	1995
3	United States	3	4	2	9	1986	2005
4	Australia	2	2	1	5	1999	2007
5	Denmark	1	2	2	5	1990	2007
6	China	1	2	0	3	1993	2006
7	Great Britain	1	1	1	3	1985	2002
8	Romania	1	0	4	5	1997	2003
=9	Finland	0	1	1	2	2005	2007
=9	Netherlands	0	1	1	2	1986	1993
=9	West Germany	0	1	1	2	1985	1989
=12	Belgium	0	1	0	1	1987	1987
=12	New Zealand	0	1	0	1	1989	1989
=12	Poland	0	1	0	1	2001	2001
=15	France	0	0	1	1	1985	1985
=15	Greece	0	0	1	1	2006	2006

Note: This Medal Table takes into account all World Championships and World Lightweight Championships.

Women's Quadruple Sculls (W4x)

Rank	Country	Gold	Silver	Bronze	Total	First medal	Last medal
1	Germany	8	3	2	13	1991	2007
2	East Germany	5	0	0	5	1985	1990
3	Great Britain	3	0	0	3	2005	2007
=4	Australia	1	1	1	3	1998	2006
=4	China	1	1	1	3	1993	2007
6	Soviet Union	0	4	1	5	1985	1991
7	Denmark	0	2	0	2	1997	2002
=8	Romania	0	1	2	3	1985	1991
=8	Russia	0	1	2	3	1998	2005
=8	Ukraine	0	1	2	3	1994	1999
=11	Belarus	0	1	1	2	2002	2003
=11	Bulgaria	0	1	1	2	1987	1989
=13	Canada	0	1	0	1	1995	1995
=13	New Zealand	0	1	0	1	2001	2001
=15	Netherlands	0	0	2	2	1986	1995
=15	United States	0	0	2	2	1993	2001
17	Czechoslovakia	0	0	1	1	1990	1990

Women's Eight (W8+)

Rank	Country	Gold	Silver	Bronze	Total	First medal	Last medal
1	Romania	7	5	7	19	1974	2007
2	Soviet Union	7	3	1	11	1974	1991
3	United States	4	10	1	15	1975	2007
4	East Germany	3	5	3	11	1974	1990
5	Germany	2	1	3	6	1993	2006
6	Australia	2	1	1	4	2001	2006
7	Canada	1	1	5	7	1977	2003
=8	Great Britain	0	0	2	2	1997	2007
=8	Netherlands	0	0	2	2	1995	2005
10	China	0	0	1	1	1989	1989

9.3. Rowing World Cup 2005-2008

9.3.1. Rowing World Cup Medal Tables per year 2005-2008

(taking into account medals won in current Olympic boat classes)

2008

Rank	Country	Gold	Silver	Bronze	Total
1	Great Britain	3	3	1	7
2	China	3	2	0	5
3	France	2	2	0	4
4	Germany	1	3	4	8
5	New Zealand	1	2	1	4
6	Czech Republic	1	1	0	2
7	Australia	1	0	2	3
=8	Belarus	1	0	0	1
=8	Netherlands	1	0	0	1
=8	Poland	1	0	0	1
11	Canada	0	1	1	2
12	Romania	0	1	0	1
=13	Denmark	0	0	1	1
=13	Italy	0	0	1	1
=13	Norway	0	0	1	1
=13	United States	0	0	1	1
	TOTAL	15	15	13	43

2007

Rank	Country	Gold	Silver	Bronze	Total
1	Great Britain	2	5	1	8
2	Germany	2	1	0	3
3	Denmark	2	0	0	2
4	China	1	3	2	6
5	New Zealand	1	1	2	4
6	Netherlands	1	1	1	3
7	Czech Republic	1	0	2	3
8	Canada	1	0	1	2
=9	Belarus	1	0	0	1
=9	Croatia	1	0	0	1
=9	Estonia	1	0	0	1
=9	Poland	1	0	0	1
13	France	0	1	2	3
=14	Australia	0	1	0	1
=14	Norway	0	1	0	1
=16	Hungary	0	0	1	1
=16	Slovenia	0	0	1	1
=16	United States	0	0	1	1
	TOTAL	15	14	14	43

2006

Rank	Country	Gold	Silver	Bronze	Total
1	Great Britain	4	1	1	6
2	Germany	2	5	3	10
3	Czech Republic	1	1	1	3
4	Ireland	1	1	0	2
=5	China	1	0	1	2
=5	France	1	0	1	2
=7	Belarus	1	0	0	1
=7	Italy	1	0	0	1
=7	Romania	1	0	0	1
=7	Serbia and Montenegro	1	0	0	1
11	New Zealand	0	2	1	3
12	Poland	0	2	0	2
13	Russia	0	1	1	2
=14	Denmark	0	1	0	1
=14	Finland	0	1	0	1
=14	Norway	0	1	0	1
=14	Slovenia	0	1	0	1
=14	United States	0	1	0	1
19	Australia	0	0	3	3
	TOTAL	14	18	12	44

2005

Rank	Country	Gold	Silver	Bronze	Total
1	Germany	3	2	1	6
2	Czech Republic	2	1	0	3
3	Great Britain	2	0	2	4
=4	France	1	1	1	3
=4	New Zealand	1	1	1	3
6	Belarus	1	0	1	2
=7	Bulgaria	1	0	0	1
=7	Croatia	1	0	0	1
=7	Hungary	1	0	0	1
=7	Romania	1	0	0	1
11	Italy	0	3	1	4
12	Australia	0	2	1	3
13	China	0	2	0	2
14	Poland	0	1	2	3
15	Netherlands	0	1	1	2
=16	Denmark	0	1	0	1
=16	Estonia	0	1	0	1
=16	Finland	0	1	0	1
=16	Ireland	0	1	0	1
=16	Ukraine	0	1	0	1
21	Russia	0	0	2	2
22	Norway	0	0	1	1
	TOTAL	14	19	14	47

9.3.2. All-Time Rowing World Cup Medal Tables per event 2005-2008 (current Olympic boat classes)
Men
Men's Single Sculls (M1x)

Rank	Country	Gold	Silver	Bronze	Total	First medal	Last medal
1	Czech Republic	3	0	0	3	2005	2008
2	Great Britain	1	1	0	2	2006	2008
3	Norway	0	2	1	3	2006	2008
4	New Zealand	0	1	2	3	2005	2008
5	Germany	0	1	0	1	2005	2005

Men's Pair (M2-)

Rank	Country	Gold	Silver	Bronze	Total	First medal	Last medal
1	Croatia	2	0	0	2	2005	2008
2	France	1	0	1	2	2007	2008
3	Serbia and Montenegro	1	0	0	1	2006	2006
4	New Zealand	0	4	0	4	2005	2008
=5	Australia	0	0	1	1	2006	2008
=5	Germany	0	0	1	1	2006	2006
=5	Great Britain	0	0	1	1	2005	2007
=5	Italy	0	0	1	1	2005	2005

Men's Double Sculls (M2x)

Rank	Country	Gold	Silver	Bronze	Total	First medal	Last medal
1	Germany	1	1	1	3	2005	2008
2	France	1	0	1	2	2006	2007
=3	Estonia	1	0	0	1	2007	2007
=3	New Zealand	1	0	0	1	2008	2008
5	Great Britain	0	3	0	3	2006	2008
6	Italy	0	1	0	1	2005	2005
=7	Norway	0	0	1	1	2005	2005
=7	Russia	0	0	1	1	2005	2005
=7	Slovenia	0	0	1	1	2005	2007

Men's Four (M4-)

Rank	Country	Gold	Silver	Bronze	Total	First medal	Last medal
1	Great Britain	2	2	0	4	2005	2008
2	Netherlands	2	0	1	3	2005	2008
=3	Denmark	0	1	0	1	2005	2005
=3	Slovenia	0	1	0	1	2006	2006
5	Germany	0	0	2	2	2006	2008
6	New Zealand	0	0	1	1	2007	2007

Men's Lightweight Double Sculls (LM2x)

Rank	Country	Gold	Silver	Bronze	Total	First medal	Last medal
1	Italy	1	1	1	3	2005	2008
=2	Denmark	1	1	0	2	2006	2007
=2	Great Britain	1	1	0	2	2007	2008
4	Hungary	1	0	1	2	2005	2007
5	France	0	1	1	2	2005	2008
6	Germany	0	0	1	1	2006	2006

Men's Lightweight Four (LM4-)

Rank	Country	Gold	Silver	Bronze	Total	First medal	Last medal
1	France	2	0	0	2	2005	2008
2	Ireland	1	1	0	2	2005	2006
3	Great Britain	1	0	1	2	2007	2008
4	China	0	2	0	2	2007	2008
5	Germany	0	1	1	2	2005	2006
=6	Australia	0	0	1	1	2006	2006
=6	Denmark	0	0	1	1	2008	2008
=6	Netherlands	0	0	1	1	2007	2007

Men's Quadruple Sculls (M4x)

Rank	Country	Gold	Silver	Bronze	Total	First medal	Last medal
=1	Czech Republic	2	0	1	3	2005	2007
=1	Poland	2	0	1	3	2005	2008
=3	France	0	2	0	2	2007	2008
=3	Germany	0	2	0	2	2006	2008
=5	Estonia	0	1	0	1	2005	2005
=5	Russia	0	1	0	1	2006	2007
7	Great Britain	0	0	1	1	2005	2005

Men's Eight (M8+)

Rank	Country	Gold	Silver	Bronze	Total	First medal	Last medal
1	Germany	2	1	0	3	2005	2008
2	Great Britain	1	1	0	2	2007	2008
3	Canada	1	0	0	1	2007	2008
4	Poland	0	1	1	2	2005	2006
5	Italy	0	1	0	1	2005	2005
6	Australia	0	0	2	2	2006	2008
7	China	0	0	1	1	2007	2007

Women

Women's Single Sculls (W1x)

Rank	Country	Gold	Silver	Bronze	Total	First medal	Last medal
1	Belarus	4	0	0	4	2005	2008
2	Czech Republic	0	3	1	4	2005	2008
3	France	0	1	1	2	2005	2006
4	China	0	1	0	1	2007	2007
5	New Zealand	0	0	1	1	2008	2008

Women's Pair (W2-)

Rank	Country	Gold	Silver	Bronze	Total	First medal	Last medal
1	New Zealand	2	0	0	2	2005	2007
2	Germany	1	1	0	2	2006	2008
3	China	1	0	0	1	2007	2008
4	Australia	0	2	1	3	2005	2007
5	United States	0	1	2	3	2006	2008
6	Belarus	0	0	1	1	2005	2005

Women's Double Sculls (W2x)

Rank	Country	Gold	Silver	Bronze	Total	First medal	Last medal
1	China	2	0	0	2	2007	2008
2	Germany	1	1	1	3	2005	2008
3	Great Britain	1	1	0	2	2006	2008
4	Bulgaria	1	0	0	1	2005	2005
5	New Zealand	0	1	1	2	2006	2007
=6	Australia	0	0	1	1	2005	2005
=6	Czech Republic	0	0	1	1	2006	2006

Women's Lightweight Double Sculls (LW2x)

Rank	Country	Gold	Silver	Bronze	Total	First medal	Last medal
1	Germany	2	0	0	2	2005	2008
2	China	1	3	0	4	2005	2008
3	Denmark	1	0	0	1	2007	2007
=4	Finland	0	2	0	2	2005	2006
=4	Poland	0	2	0	2	2005	2006
6	Canada	0	1	1	2	2006	2008
7	Ireland	0	1	0	1	2006	2006

Women's Quadruple Sculls (W4x)

Rank	Country	Gold	Silver	Bronze	Total	First medal	Last medal
1	Great Britain	4	0	0	4	2005	2008
2	China	1	0	2	3	2006	2008
3	Germany	0	2	1	3	2006	2008
4	Ukraine	0	1	0	1	2005	2005
5	Russia	0	0	2	2	2005	2006

Women's Eight (W8+)

Rank	Country	Gold	Silver	Bronze	Total	First medal	Last medal
1	Romania	2	1	0	3	2005	2008
=2	Australia	1	1	0	2	2005	2008
=2	Germany	1	1	0	2	2006	2007
4	Netherlands	0	2	0	2	2005	2007
5	China	0	1	0	1	2005	2005
6	Great Britain	0	0	2	2	2006	2007
7	Canada	0	0	1	1	2008	2008

9.4. Overall Rowing World Cup Standings 2005-2008

2008			2007			2006		
Place	Team	Points	Place	Team	Points	Place	Team	Points
1	GBR	134	1	GBR	161	1	GER	166
2	GER	128	2	GER	112	2	GBR	141
3	CHN	112	3	CHN	101	3	AUS	83
4	AUS	86	4	FRA	80	4	CZE	69
5	NZL	78	5	NZL	78	5	CHN	59
6	FRA	76	6	CZE	68	6	NZL	56
7	CZE	62	7	NED	66	7	BLR	51
8	CAN	49	=8	CAN	53	8	ITA	47
9	ITA	48	=8	AUS	53	9	FRA	45
=10	NED	45	10	DEN	51	=10	NED	39
=10	USA	45	11	USA	45	=10	POL	39
12	POL	36	=12	BLR	37	12	USA	38
13	BLR	29	=12	POL	37	13	ROU	35
14	DEN	25	14	ITA	34	=14	IRL	34
15	SLO	19	15	EST	21	=14	RUS	34
16	ROU	18	=16	ROU	19	=16	CAN	27
=17	NOR	14	=16	RUS	19	=16	SLO	27
=17	SUI	14	18	SLO	18	18	DEN	25
=17	CRO	14	=19	CRO	15	19	SWE	20
20	SWE	13	=19	NOR	15	20	HUN	17
21	GRE	12	21	SWE	12	21	NOR	16
=22	RSA	11	22	HUN	11	22	SCG	14
=22	UKR	11	23	GRE	10	=23	EGY	10
24	HUN	9	24	BUL	8	=23	UKR	10
=25	BEL	8	=25	SUI	6	=25	FIN	9
=25	EST	8	=25	UKR	6	=25	GRE	9
=27	IRL	5	27	IRL	5	=25	SUI	9
=27	SRB	5	=28	JPN	4	28	EST	7
=27	FIN	5	=28	RSA	4	=29	CRO	5
30	BUL	4	=30	FIN	3	=29	CUB	5
31	RUS	2	=30	SVK	3	=29	JPN	5
32	JPN	1	=32	AUT	2	=29	RSA	5
			=32	SRB	2	=33	ARG	2
						=33	POR	2
						35	AUT	1

2005

Team	Points	Team	Points		
1	GER	153	22	NOR	19
2	GBR	111	23	EST	16
3	ITA	73	24	FIN	14
4	CZE	64	25	SWE	11
5	POL	57	26	USA	10
=6	NZL	55	27	ESP	9
=6	RUS	55	28	SUI	8
8	BLR	54	29	SVK	7
9	FRA	51	30	JPN	6
10	NED	43	31	SCG	4
11	AUS	41	=32	CUB	3
=12	ROU	31	=32	EGY	3
=12	UKR	31	=32	GRE	3
14	CHN	30	=35	LAT	2
15	BUL	29	=35	LTU	2
16	DEN	25	=35	POR	2
17	CAN	24	=38	BEL	1
18	IRL	23	=38	RSA	1
19	CRO	22			
=20	HUN	21			
=20	SLO	21			

10. Best Times

10.1. Olympic Best Times

Event	Time	Name	Date	Location
Men's Single Sculls (M1x)	6:44.85	Switzerland Xeno Müller	27 Jul 1996	Atlanta, GA, USA
Men's Pair (M2-)	6:20.09	Great Britain Steve Redgrave Matthew Pinsent	27 Jul 1996	Atlanta, GA, USA
Men's Double Sculls (M2x)	6:11.49	Italy Rossano Galtarossa Alessio Sartori	18 Aug 2004	Athens, GRE
Men's Four (M4-)	5:48.52	Germany Jochen Urban Sebastian Thormann Philipp Stürer Bernd Heidicker	19 Aug 2004	Athens, GRE
Men's Lightweight Double Sculls (LM2x)	6:14.55	France Frédéric Dufour Pascal Touron	15 Aug 2004	Athens, GRE
Men's Lightweight Four (LM4-)	5:50.24	Australia Glen Loftus Anthony Edwards Ben Cureton Simon Burgess	15 Aug 2004	Athens, GRE
Men's Quadruple Sculls (M4x)	5:40.83	Czech Republic David Kopriva Tomas Karas Jakub Hanak David Jirka	15 Aug 2004	Athens, GRE
Men's Eight (M8+)	5:19.85	United States Jason Read Wyatt Allen Chris Ahrens Joseph Hansen Matt Deakin Dan Beery Beau Hoopman Bryan Volpenhein Pete Cipollone	15 Aug 2004	Athens, GRE
Women's Single Sculls (W1x)	7:18.12	Germany Katrin Rutschow-Stomporowski	21 Aug 2004	Athens, GRE
Women's Pair (W2-)	7:01.39	Australia Megan Still Kate Slatter	27 Jul 1996	Atlanta, GA, USA
Women's Double Sculls (W2x)	6:49.00	Germany Kerstin Köppen Kathrin Boron	01 Aug 1992	Barcelona, ESP
Women's Lightweight Double Sculls (LW2x)	6:49.90	Australia Sally Newmarch Amber Halliday	15 Aug 2004	Athens, GRE
Women's Quadruple Sculls (W4x)	6:15.60	Great Britain Alison Mowbray Debbie Flood Frances Houghton Rebecca Romero	15 Aug 2004	Athens, GRE
Women's Eight (W8+)	5:56.55	United States Kate Johnson Samantha Magee Megan Dirkmaat Alison Cox Caryn Davies Laurel Korholz Anna Mickelson Lianne Nelson (-Bennion) Mary Whipple	15 Aug 2004	Athens, GRE

10.2. World Best Times

Event	Time	Name	Date	Location
Men's Single Sculls (M1x)	6:35.40	New Zealand Mahe Drysdale	26 Aug 2006	Eton, ENG
Men's Pair (M2-)	6:14.27	Great Britain James Cracknell Matthew Pinsent	21 Sep 2002	Seville, ESP
Men's Double Sculls (M2x)	6:03.25	France Jean-Baptiste Macquet Adrien Hardy	17 Jun 2006	Poznan, POL
Men's Four (M4-)	5:41.35	Germany Sebastian Thormann Paul Dienstbach Philipp Stürer Bernd Heidicker	21 Sep 2002	Seville, ESP
Men's Lightweight Double Sculls (LM2x)	6:10.02	Denmark Mads Rasmussen Rasmus Quist	23 Jun 2007	Amsterdam, NED
Men's Lightweight Four (LM4-)	5:45.60	Denmark Thomas Ebert Thomas Poulsen Eskild Ebbesen Victor Feddersen	09 Jul 1999	Lucerne, SUI
Men's Quadruple Sculls (M4x)	5:37.31	Poland Konrad Wasielewski Marek Kolbowicz Michal Jelinski Adam Korol	17 Jun 2006	Poznan, POL
Men's Eight (M8+)	5:19.85	United States Jason Read Wyatt Allen Chris Ahrens Joseph Hansen Matthew Deakin Dan Beery Beau Hoopman Bryan Volpenhein Pete Cipollone	15 Aug 2004	Athens, GRE
Women's Single Sculls (W1x)	7:07.71	Bulgaria Rumyana Neikova	21 Sep 2002	Seville, ESP
Women's Pair (W2-)	6:53.80	Romania Georgeta Andrunache Viorica Susanu	21 Sep 2002	Seville, ESP
Women's Double Sculls (W2x)	6:38.78	New Zealand Georgina Evers-Swindell Caroline Evers-Swindell	21 Sep 2002	Seville, ESP
Women's Lightweight Double Sculls (LW2x)	6:49.77	China Xu Dongxiang Yan Shimin	17 Jun 2006	Poznan, POL
Women's Quadruple Sculls (W4x)	6:10.80	Germany Kerstin Köppen Kathrin Boron Katrin Rutschow-Stomporowski Jana Sorgers	19 May 1996	Duisburg, GER
Women's Eight (W8+)	5:55.50	United States Brett Sickler Megan Cooke Anna Goodale Lindsay Shoop Anna Mickelson Susan Francia Caroline Lind Caryn Davies Mary Whipple Chen Haixia Fan Xuefei Liu Jing	27 Aug 2006	Eton, ENG

10.3. Rowing World Cup Best Times

Event	Time	Name	Date	Location
Men's Single Sculls (M1x)	6:39.12	New Zealand Mahe Drysdale	17 Jun 2006	Poznan, POL
Men's Pair (M2-)	6:18.73	Croatia Oliver Martinov Ninoslav Saraga	09 Jul 1999	Lucerne, SUI
Men's Double Sculls (M2x)	6:03.25	France Jean-Baptiste Macquet Adrien Hardy	17 Jun 2006	Poznan, POL
Men's Four (M4-)	5:46.12	Norway Kjetil Undset Sture Bjoervig Steffen Störseth Nils Torolv Simonsen	09 Jul 1999	Lucerne, SUI
Men's Lightweight Double Sculls (LM2x)	6:10.02	Denmark Mads Rasmussen Rasmus Quist	23 Jun 2007	Amsterdam, NED
Men's Lightweight Four (LM4-)	5:45.60	Denmark Thomas Ebert Thomas Poulsen Eskild Ebbesen Victor Feddersen	09 Jul 1999	Lucerne, SUI
Men's Quadruple Sculls (M4x)	5:37.31	Poland Konrad Wasielewski Marek Kolbowicz Michal Jelinski Adam Korol	17 Jun 2006	Poznan, POL
Men's Eight (M8+)	5:21.21	Australia Dave McGowan James Marburg Matthew Ryan Samuel Conrad Thomas Laurich Karsten Forsterling Cameron McKenzie McHarg Jeremy Stevenson Martin Rabjohns	17 Jun 2006	Poznan, POL
Women's Single Sculls (W1x)	7:14.12	Germany Katrin Rutschow-Stomporowski	13 Jul 2003	Lucerne, SUI
Women's Pair (W2-)	6:56.27	Canada Emma Robinson Theresa Luke	09 Jul 1999	Lucerne, SUI
Women's Double Sculls (W2x)	6:47.02	New Zealand Caroline Evers-Swindell Georgina Evers-Swindell	13 Jul 2003	Lucerne, SUI
Women's Lightweight Double Sculls (LW2x)	6:49.77	China Xu Dongxiang Yan Shimin	17 Jun 2006	Poznan, POL
Women's Quadruple Sculls (W4x)	6:11.69	Germany Maren Derlien Meike Evers Manuela Lutze Kerstin Kowalski	09 Jul 1999	Lucerne, SUI
Women's Eight (W8+)	5:57.02	Romania Georgeta Damian Viorica Susanu Ioana Olteanu Aurica Chirita Magdalena Dumitrache Doina Spircu Marioara Popescu Doina Ignat Elena Georgescu	09 Jul 1999	Lucerne, SUI